

LISTA DE APLICACIONES - BUYERS GUIDE

RB2399

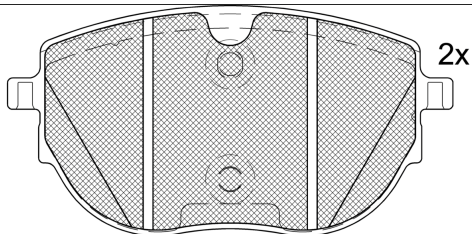


8 424073 203960

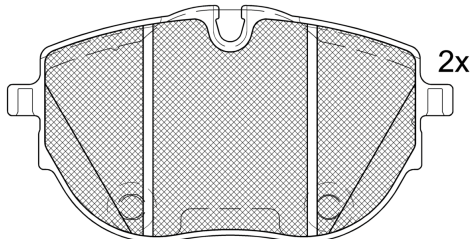
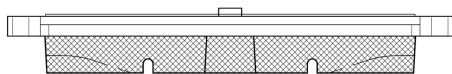
Qty: 300

Weight: 2.325

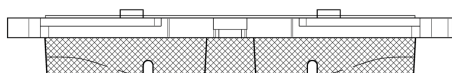
O.E.M.	MAKE
7LA 698 151	VW
7LA 698 151 B	VW
7LA698151D	VW



2x

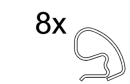


2x



1x

L=160 mm.

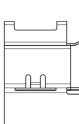


1-Ref. 640252 E

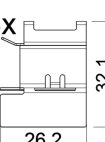
4x

1-Ref. 610691

4x



4x



32.1

2-Ref. 690174 E

1-Ref. 690457 E

RB2399



90R-02A0111/5507



Chassis Brake Int. (Bosch)

135.7x70.1x17.9

135.7x72.1x17.9

WVA

26268

26269

Sin Filas



Trac.

CC

Kw

CV



Front / Rear

VW

CALIFORNIA T6 (SGC, SGG, SHC) 04.15-

Bus (LCVs-N1 Segment)

2.0 TDI	Diesel	FWD	1968	66	90	10.19-08.24	*
2.0 TDI	Diesel	FWD	1968	81	110	07.19-08.24	*
2.0 TDI	Diesel	FWD	1968	110	150	04.15-08.24	*
2.0 TDI 4motion	Diesel	4WD	1968	110	150	08.15-08.24	*
2.0 TDI	Diesel	FWD	1968	146	199	08.18-08.24	*
2.0 TDI 4motion	Diesel	4WD	1968	146	199	08.18-08.24	*

MULTIVAN VI (SGF, SGM, SGN, SHM, SHN) 04.15-

Bus (Minibus-M2-Segment)

2.0 TDI (CXHC)	Diesel	FWD	1968	81	110	07.19-08.24	*
2.0 TDI (CXFA)	Diesel	FWD	1968	110	150	04.15-08.24	*
2.0 TDI (CXHA)	Diesel	FWD	1968	110	150	04.15-08.24	*
2.0 TDI 4motion (CXFA)	Diesel	4WD	1968	110	150	08.15-08.24	*
2.0 TDI 4motion (CXHA)	Diesel	4WD	1968	110	150	08.15-08.24	*
2.0 TDI (CXEC)	Diesel	FWD	1968	146	199	08.18-08.24	*
2.0 TDI 4motion (CXEC)	Diesel	4WD	1968	146	199	08.18-08.24	*

TRANSPORTER T6 (SGA, SGH, SHA, SHH) 04.15-

[CAMBIADO]:Furgón (LCVs-N1 Segment)

ABT e-Transporter (BOSCH SMG-180.1.3)	Eléctrico	FWD		83	113	01.20-08.24	*
2.0 TDI (CXGD)	Diesel	FWD	1968	66	90	10.19-08.24	*
2.0 TDI (CXHC)	Diesel	FWD	1968	81	110	07.19-08.24	*
2.0 TDI (CXFA)	Diesel	FWD	1968	110	150	04.15-08.24	*
2.0 TDI (CXHA)	Diesel	FWD	1968	110	150	04.15-08.24	*
2.0 TDI 4motion (CXFA)	Diesel	4WD	1968	110	150	08.15-08.24	*
2.0 TDI 4motion (CXHA)	Diesel	4WD	1968	110	150	08.15-08.24	*

LISTA DE APLICACIONES - BUYERS GUIDE

2.0 TDI (CXEC)	Diesel	FWD	1968	146	199	08.19-08.24	*
2.0 TDI 4motion (CXEC)	Diesel	4WD	1968	146	199	08.18-08.24	*
TRANSPORTER T6 (SFD, SFE, SFL, SFZ, SJD, SJE, SJL, SJZ) 04.15-				Caja/Chasis (LCVs-N1 Segment)			
2.0 TDI (CXGD)	Diesel	FWD	1968	66	90	10.19-08.24	*
2.0 TDI (CXHC)	Diesel	FWD	1968	81	110	07.19-08.24	*
2.0 TDI (CXHA)	Diesel	FWD	1968	110	150	08.15-08.24	*
2.0 TDI 4motion (CXHA)	Diesel	4WD	1968	110	150	05.16-08.24	*
2.0 TDI (CXEC)	Diesel	FWD	1968	146	199	08.19-08.24	*
2.0 TDI 4motion (CXEC)	Diesel	4WD	1968	146	199	08.19-08.24	*
TRANSPORTER T6 / CALIFORNIA / CARAVELLE (SGB, SGJ, SHB, SHJ) 04.15-				Bus (Minibus-M2-Segment)			
ABT e-Caravelle (BOSCH SMG-180.1.3)	Eléctrico	FWD		83	113	01.20-08.24	*
2.0 TDI (CXGD)	Diesel	FWD	1968	66	90	10.19-08.24	*
2.0 TDI (CXHC)	Diesel	FWD	1968	81	110	07.19-08.24	*
2.0 TDI (CXFA)	Diesel	FWD	1968	110	150	04.15-08.24	*
2.0 TDI (CXHA)	Diesel	FWD	1968	110	150	04.15-08.24	*
2.0 TDI 4motion (CXFA)	Diesel	4WD	1968	110	150	08.15-08.24	*
2.0 TDI 4motion (CXHA)	Diesel	4WD	1968	110	150	08.15-08.24	*
2.0 TDI (CXEC)	Diesel	FWD	1968	146	199	08.18-08.24	*
2.0 TDI 4motion (CXEC)	Diesel	4WD	1968	146	199	08.18-08.24	*