

LISTA DE APLICACIONES - BUYERS GUIDE

RB2398

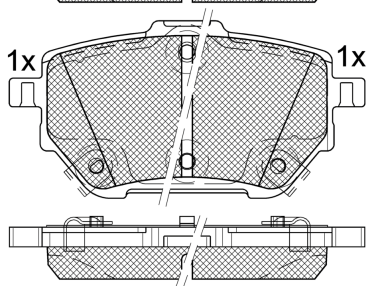
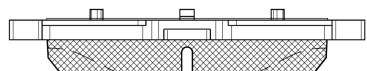
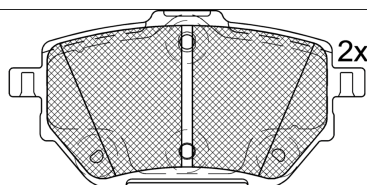


8 424073 203861

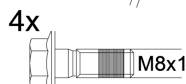
Qty: 300

Weight: 1.005

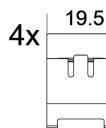
O.E.M.	MAKE
04466-02410	TOYOTA
04466-02450	TOYOTA
04466-0D060	TOYOTA



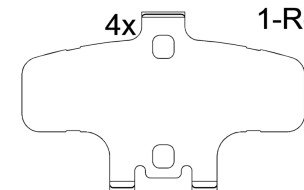
1-Ref.
640237 E



2-Ref. 690059



1-Ref. 690311 E



Ref. 652208

RB2398



90R-02A0111/5597



Chassis Brake Int. (Bosch)

99.4x49.6x15.4

WVA
26236
26237
26238

FMSI
D2485-9714

Sin Filas



Trac.	CC	Kw	CV
-------	----	----	----



Front / Rear

TOYOTA

COROLLA XII (E21) 01.19-

Sedán (Compact car-C Segment)

1.5 VVTi (MZE11)	Gasolina	FWD	1490	92	125	01.21-	*
1.6 VVTi (ZRE210) (1ZR-FAE)	Gasolina	FWD	1598	90	122	01.19-	*
1.6 VVTi (ZRE210) (1ZR-FE)	Gasolina	FWD	1598	90	122	01.19-	*
1.6 VVTi (ZRE210) (1ZR-FAE)	Gasolina	FWD	1598	97	132	01.19-	*
1.6 VVTi (ZRE210) (1ZR-FE)	Gasolina	FWD	1598	97	132	01.19-	*

YARIS CROSS (MXP) 09.20-

SUV (Supermini car-B Segment)

1.5 (MXPB10) (M15A-FKS)	Gasolina	FWD	1490	92	125	09.20-	*
1.5 Hybrid (MXPJ10)	Gasol./el éc.	FWD	1490	85	116	09.20-	*
1.5 Hybrid (MXPJ11)	Gasol./el éc.	FWD	1490	96	131	01.24-	*