

LISTA DE APLICACIONES - BUYERS GUIDE

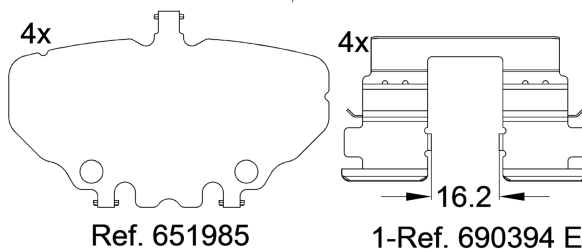
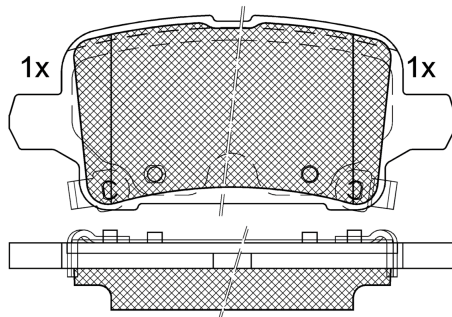
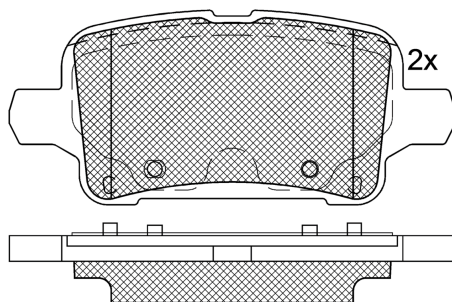
RB2326



Qty: 300

Weight: 1.045

O.E.M.	MAKE
13 517 515	VAUXHALL
13 527 902	BUICK
1359 5651	CHEVROLET
85127903	CHEVROLET



Ref. 651985

1-Ref. 690394 E

RB2326

E 9 90R-02A0111/5379



Trw

106.55x46.5x17.1

WVA	FMSI
22835	D1915-9085
22923	
22924	
22925	
26193	

Sin Filas



Trac.	CC	Kw	CV	
				Front / Rear

BUICK

REGAL V (U.S.A.) 09.10-					Sedán (Large family car-D Segment)			
2.4	Gasolina	FWD			136	185	09.10-	*
2.4 FLEX	Gasolina	FWD			136	185	09.11-	*

BUICK (SGM)

ENVISION (CP4) 10.14-					Closed SUV (Compact SUV-J Segment)			
20T 1.5	Gasolina	FWD	1490		124	169	04.15-	*
2.0 Alas 4 ruedas	Gasolina	FWD	1998		191	260	10.14-	*

LACROSSE IV (EG6) 03.16-					Sedán (Executive car-E Segment)			
1.5 20T	Gasolina	FWD	1490		125	170	03.16-	*
2.0 28T	Gasolina	FWD	1998		192	261	03.16-	*

REGAL III (EG7) 07.17-					Sedán (Large family car-D Segment)			
20t	Gasolina	FWD	1490		125	170	07.17-	*
28T	Gasolina	FWD	10998		192	261	07.17-	*
30 H	Gasol./el éc.	FWD	1796		94	128	07.17-	*

CHEVROLET

EQUINOX III 03.17-					SUV (Compact SUV-J Segment)			
1.5 (LYX)	Gasolina	FWD	1490		127	173	07.17-12.22	*
1.5 AWD (LYX)	Gasolina	4WD	1490		127	173	07.17-12.22	*
2.0	Gasolina	FWD	1998		188	256	03.17-	*
2.0 AWD (LTG)	Gasolina	4WD	1998		188	256	03.17-	*
2.0 LT AWD	Gasolina	4WD	1998		193	262	03.17-	*
1.6 TD	Diesel	FWD	1598		102	139	03.17-	*

LISTA DE APLICACIONES - BUYERS GUIDE

1.6 TD AWD	Diesel	4WD	1598	102	139	03.17-	*
MALIBU IX 09.15-				Sedán (Executive car-E Segment)			
1.5 T (LFV)	Gasolina	FWD	1490	119	162	03.16-	*
1.5 T (LFV)	Gasolina	FWD	1490	122	166	09.15-	*
2.0 (LTG)	Gasolina	FWD	1998	186	253	09.15-	*
2.5	Gasolina	FWD	2457	137	186	09.15-	*
1.8 Hybrid	Gasol./el éc.	FWD	1796	91	124	01.16-	*
MALIBU VIII (V300) 01.12-				Sedán (Executive car-E Segment)			
1.6 T	Gasolina	FWD	1598	135	184	12.12-	*
2.0 LPG	Gasolina	FWD	1998	101	137	02.12-	*
2.0	Gasolina	FWD	1998	104	141	02.12-	*
2.0	Gasolina	FWD	1998	108	147	12.12-	*
2.4 (LE9(145CUL4))	Gasolina	FWD	2384	123	167	01.12-	*
2.4 (LE9(145CUL4))	Gasolina	FWD	2384	125	170	01.12-	*
2.4	Gasolina	FWD	2384	137	186	01.12-	*
3.0 (LFW)	Gasolina	FWD	2997	196	267	04.13-	*
2.0 D (LBS)	Diesel	FWD	1956	118	160	04.12-	*
CHEVROLET (SGM)							
EQUINOX (CP8) 04.17-				Closed SUV (Compact SUV-J Segment)			
535 T	Gasolina	FWD	1490	124	169	07.19-	*
1.5 T	Gasolina	FWD	1490	132	180	04.17-	*
1.5 T AWD	Gasolina	4WD	1490	132	180	04.17-	*
2.0 T AWD	Gasolina	4WD	1998	191	260	04.17-	*
MALIBU II (EG5) 02.16-				Sedán (Executive car-E Segment)			
1.5 XL	Gasolina	FWD	1490	125	170	02.16-	*
2.5 XL	Gasolina	FWD	2457	147	200	02.16-	*
HOLDEN							
COMMODORE (ZB) 10.17-				[CAMBIADO]:Break (Executive car-E Segment)			
2.0	Gasolina	FWD	1998	191	260	10.17-	*
3.6 V6	Gasolina	FWD	3640	235	320	10.17-	*
COMMODORE (ZB) 10.17-				[CAMBIADO]:Fastback (Executive car-E Segment)			
2.0	Gasolina	FWD	1998	191	260	10.17-	*
3.6 V6	Gasolina	FWD	3640	235	320	10.17-	*
2.0 D	Diesel	FWD	1956	125	170	10.17-	*
2.0 D	Diesel	FWD	1956	125	170	10.17-	*
OPEL							
INSIGNIA B Country Tourer (Z18) 06.17-				[CAMBIADO]:Break (Executive car-E Segment)			
1.5 (47) (B 15 SFT)	Gasolina	FWD	1490	121	165	06.17-	*
1.5 (47) (D 15 SFT)	Gasolina	FWD	1490	121	165	06.17-	*
1.6 Turbo (47) (D 16 SHT)	Gasolina	FWD	1598	147	200	06.18-	*
2.0 4x4 (47) (B 20 NFT)	Gasolina	4WD	1998	191	260	06.17-	*
2.0 4x4 (47) (D 20 NFT)	Gasolina	4WD	1998	191	260	06.17-	*
2.0 CDTi (47) (D 20 DTH)	Diesel	FWD	1956	125	170	06.17-	*
2.0 CDTi 4x4 (47) (D 20 DTH)	Diesel	4WD	1956	125	170	06.17-	*
2.0 GSi 4x4 (47) (D 20 DTR)	Diesel	4WD	1956	154	210	01.18-	*
INSIGNIA B Grand Sport (Z18) 03.17-				[CAMBIADO]:Fastback (Executive car-E Segment)			
1.4 Turbo (68) (F 14 SHL)	Gasolina	FWD	1342	107	145	04.20-	*

LISTA DE APLICACIONES - BUYERS GUIDE

1.4 Turbo (68) (F 14 SHT)		Gasolina	FWD	1342	107	145	04.20-	*
1.5 (68) (B 15 SFL)		Gasolina	FWD	1490	103	140	03.17-	*
1.5 (68) (D 15 SFL)		Gasolina	FWD	1490	103	140	03.17-	*
1.5 (68) (B 15 SFT)		Gasolina	FWD	1490	121	165	03.17-	*
1.5 (68) (D 15 SFT)		Gasolina	FWD	1490	121	165	03.17-	*
1.6 Turbo (68) (D 16 SHT)		Gasolina	FWD	1598	147	200	06.18-	*
2.0 Turbo		Gasolina	FWD	1998	125	170	08.20-	*
2.0 (68)		Gasolina	FWD	1998	147	200	04.20-	*
2.0 GSi 4x4 (68)		Gasolina	4WD	1998	169	230	04.20-	*
2.0 4x4 (68) (B 20 NFT)		Gasolina	4WD	1998	191	260	03.17-	*
2.0 4x4 (68) (D 20 NFT)		Gasolina	4WD	1998	191	260	03.17-	*
1.5 CDTi (68) (F 15 DVH)		Diesel	FWD	1496	90	122	02.20-	*
1.6 CDTi (68) (B 16 DTE)		Diesel	FWD	1598	81	110	03.17-	*
1.6 CDTi (68) (D 16 DTE)		Diesel	FWD	1598	81	110	03.17-	*
1.6 CDTi (68) (D 16 DTN)		Diesel	FWD	1598	81	110	03.17-	*
1.6 CDTi (68) (B 16 DTH)		Diesel	FWD	1598	100	136	03.17-	*
1.6 CDTi (68) (D 16 DTH)		Diesel	FWD	1598	100	136	03.17-	*
2.0 CDTi (68) (B 20 DTH)		Diesel	FWD	1956	125	170	03.17-	*
2.0 CDTi (68) (D 20 DTH)		Diesel	FWD	1956	125	170	03.17-	*
2.0 CDTi 4x4 (68) (D 20 DTH)		Diesel	4WD	1956	125	170	03.17-	*
2.0 CDTi (68)		Diesel	FWD	1956	128	174	04.20-	*
2.0 CDTi 4x4 (68)		Diesel	4WD	1956	128	174	04.20-	*
2.0 GSi 4x4 (68) (D 20 DTR)		Diesel	4WD	1956	154	210	03.17-	*
2.0 CDTi		Diesel	FWD	1995	128	174	04.21-	*
2.0 CDTi 4x4		Diesel	4WD	1995	128	174	04.21-	*
INSIGNIA B Sports Tourer (Z18) 03.17-					[CAMBIADO]:Break (Executive car-E Segment)			
1.5 (35) (B 15 SFL)		Gasolina	FWD	1490	103	140	03.17-	*
1.5 (35) (D 15 SFL)		Gasolina	FWD	1490	103	140	03.17-	*
1.5 (35) (B 15 SFT)		Gasolina	FWD	1490	121	165	03.17-	*
1.5 (35) (D 15 SFT)		Gasolina	FWD	1490	121	165	03.17-	*
1.6 Turbo (35) (D 16 SHT)		Gasolina	FWD	1598	147	200	06.18-	*
2.0 (35)		Gasolina	FWD	1998	125	170	11.20-	*
2.0 (35)		Gasolina	FWD	1998	147	200	04.20-	*
2.0 4x4 (35)		Gasolina	4WD	1998	169	230	04.20-	*
2.0 4x4 (35) (B 20 NFT)		Gasolina	4WD	1998	191	260	03.17-	*
2.0 4x4 (35) (D 20 NFT)		Gasolina	4WD	1998	191	260	03.17-	*
1.5 CDTi (35) (F 15 DVH)		Diesel	FWD	1496	90	122	02.20-	*
1.6 CDTi (35) (B 16 DTE)		Diesel	FWD	1598	81	110	03.17-	*
1.6 CDTi (35) (D 16 DTE)		Diesel	FWD	1598	81	110	03.17-	*
1.6 CDTi (35) (D 16 DTN)		Diesel	FWD	1598	81	110	03.17-	*
1.6 CDTi (35) (B 16 DTH)		Diesel	FWD	1598	100	136	03.17-	*
1.6 CDTi (35) (D 16 DTH)		Diesel	FWD	1598	100	136	03.17-	*
2.0 CDTi (35) (B 20 DTH)		Diesel	FWD	1956	125	170	03.17-	*
2.0 CDTi (35) (D 20 DTH)		Diesel	FWD	1956	125	170	03.17-	*
2.0 CDTi 4x4 (35) (D 20 DTH)		Diesel	4WD	1956	125	170	03.17-	*
2.0 GSi 4x4 (35) (D 20 DTR)		Diesel	4WD	1956	154	210	03.17-	*
2.0 CDTi (35)		Diesel	FWD	1995	128	174	04.20-	*
2.0 CDTi 4x4 (35)		Diesel	4WD	1995	128	174	11.20-	*
INSIGNIA B Sports Tourer Combi Van (Z18) 03.17-					[CAMBIADO]:Furgón/Break (Executive car-E Segment)			
CDTi ECOTEC (B 16 DTH)		Diesel	FWD	1598	100	136	03.17-	*

LISTA DE APLICACIONES - BUYERS GUIDE

CDTi ECOTEC (D 16 DTH)	Diesel	FWD	1598	100	136	03.17-	*
VAUXHALL							
ASTRAVAN Mk IV (G) (T98) 01.93-08.06				[CAMBIADO]:Furgón/Break (Compact car-C Segment)			
1.6 Dualfuel (Z 16 XE)	Gasol./Gas (LPG)	FWD	1598	74	101	07.00-08.05	*
INSIGNIA Mk II (B) (Z18) 03.17-				[CAMBIADO]:Fastback (Executive car-E Segment)			
1.5 (68) (B 15 SFL)	Gasolina	FWD	1490	103	140	03.17-	*
1.5 (68) (D 15 SFL)	Gasolina	FWD	1490	103	140	03.17-	*
1.5 (68) (B 15 SFT)	Gasolina	FWD	1490	121	165	03.17-	*
1.5 (68) (D 15 SFT)	Gasolina	FWD	1490	121	165	03.17-	*
1.6 Turbo (68) (D 16 SHT)	Gasolina	FWD	1598	147	200	06.18-	*
2.0 T	Gasolina	FWD	1998	147	200	04.20-	*
2.0 4x4 (68) (B 20 NFT)	Gasolina	4WD	1998	191	260	03.17-	*
1.5 CDTi (F 15 DVH)	Diesel	FWD	1496	90	122	02.20-	*
1.6 D (68) (B 16 DTE)	Diesel	FWD	1598	81	110	03.17-	*
1.6 D (68) (D 16 DTE)	Diesel	FWD	1598	81	110	03.17-	*
1.6 D (68) (D 16 DTN)	Diesel	FWD	1598	81	110	03.17-	*
1.6 D (68) (B 16 DTH)	Diesel	FWD	1598	100	136	03.17-	*
1.6 D (68) (D 16 DTH)	Diesel	FWD	1598	100	136	03.17-	*
2.0 D (68) (B 20 DTH)	Diesel	FWD	1956	125	170	03.17-	*
2.0 D (68) (D 20 DTH)	Diesel	FWD	1956	125	170	03.17-	*
2.0 D A las 4 ruedas (68)	Diesel	4WD	1956	125	170	03.17-	*
2.0 GSi 4x4 (68) (D 20 DTR)	Diesel	4WD	1956	154	209	07.17-	*
2.0 D (68)	Diesel	FWD	1995	128	174	02.20-	*
2.0 D 4x4 (68)	Diesel	4WD	1995	128	174	02.20-	*
INSIGNIA Mk II (B) Country Tourer (Z18) 03.17-				[CAMBIADO]:Break (Executive car-E Segment)			
2.0 D (47) (D 20 DTH)	Diesel	FWD	1956	125	170	03.17-	*
2.0 D 4x4 (47) (B 20 DTH)	Diesel	4WD	1956	125	170	09.17-	*
2.0 D 4x4 (47) (D 20 DTH)	Diesel	4WD	1956	125	170	09.17-	*
2.0 GSi 4x4 (47) (D 20 DTR)	Diesel	4WD	1956	154	209	07.17-	*
INSIGNIA Mk II (B) Sports Tourer (Z18) 03.17-				[CAMBIADO]:Break (Executive car-E Segment)			
1.5 (35) (B 15 SFL)	Gasolina	FWD	1490	103	140	03.17-	*
1.5 (35) (D 15 SFL)	Gasolina	FWD	1490	103	140	03.17-	*
1.5 (35) (B 15 SFT)	Gasolina	FWD	1490	121	165	03.17-	*
1.5 (35) (D 15 SFT)	Gasolina	FWD	1490	121	165	03.17-	*
1.6 Turbo (35) (D 16 SHT)	Gasolina	FWD	1598	147	200	06.18-	*
2.0 4x4 (35) (B 20 NFT)	Gasolina	4WD	1998	191	260	03.17-	*
1.6 D (35) (B 16 DTE)	Diesel	FWD	1598	81	110	03.17-	*
1.6 D (35) (D 16 DTE)	Diesel	FWD	1598	81	110	03.17-	*
1.6 D (35) (D 16 DTN)	Diesel	FWD	1598	81	110	03.17-	*
1.6 D (35) (B 16 DTH)	Diesel	FWD	1598	100	136	03.17-	*
1.6 D (35) (D 16 DTH)	Diesel	FWD	1598	100	136	03.17-	*
2.0 D (35) (B 20 DTH)	Diesel	FWD	1956	125	170	03.17-	*
2.0 D (35) (D 20 DTH)	Diesel	FWD	1956	125	170	03.17-	*
2.0 D 4x4 (35)	Diesel	4WD	1956	125	170	06.17-	*
2.0 GSi 4x4 (35) (D 20 DTR)	Diesel	4WD	1956	154	209	07.17-	*