

LISTA DE APLICACIONES - BUYERS GUIDE

RB2322

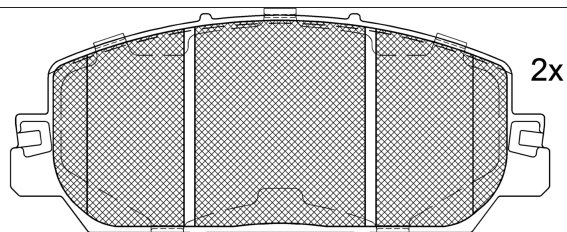


8 424073 184740

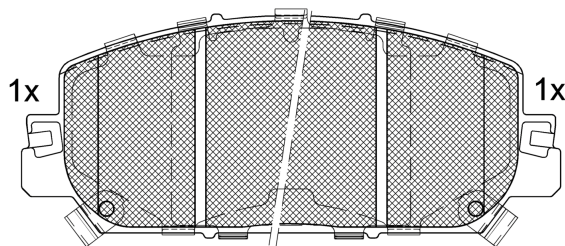
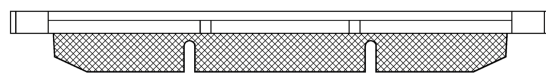
Qty: 300

Weight: 2.160

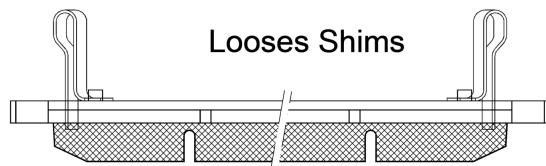
O.E.M.	MAKE
45022-TLA-A01	HONDA
45022-TLA-A10	HONDA
45022-TMC-T01	HONDA
45022-TRN-H00	ACURA
45022-TRT-A00	HONDA
45022-TRT-J01	HONDA



Loose Shim



Looses Shims



8x

1-Ref. 640256 E

RB2322



90R-02A0111/5336



Advics

148.8x61.8x17.7

WVA
22620
22621
22622
22797
22798

Sin Filas

FMSI
D2036-8840



Trac.	CC	Kw	CV
-------	----	----	----



Front / Rear

ACURA (GAC)

CDX 07.16-

SUV (Compact car-C Segment)

1.5	Gasolina	FWD	1498	134	182	07.16-	*
1.5 AWD	Gasolina	4WD	1498	134	182	07.16-	*
CDX 2.0 Hybrid	Gasol./el éc.	FWD	1993	107	145	04.18-	*

HONDA

CLARITY II (ZC_) 10.16-

Sedán (Large family car-D Segment)

FCV	Gasolina	FWD		103	140	10.16-	*
-----	----------	-----	--	-----	-----	--------	---

CR-V V (RW_, RT_) 12.16-

SUV (Compact SUV-J Segment)

1.5 VTEC (RW1) (L15BY)	Gasolina	FWD	1498	127	173	08.17-	*
1.5 VTEC AWD (RW2) (L15BY)	Gasolina	4WD	1498	127	173	08.17-	*
1.5 (RW1)	Gasolina	FWD	1498	138	188	12.16-	*
1.5 (RW1) (L15B7)	Gasolina	FWD	1498	140	190	05.17-	*
1.5 (RW1) (L15BG)	Gasolina	FWD	1498	140	190	05.17-	*
1.5 (RW1) (L15BY)	Gasolina	FWD	1498	140	190	05.17-	*
1.5 AWD (RW2) (L15B7)	Gasolina	4WD	1498	140	190	05.17-	*
1.5 AWD (RW2) (L15BY)	Gasolina	4WD	1498	140	190	05.17-	*
1.5 (RW1)	Gasolina	FWD	1498	142	193	12.16-	*
1.5 AWD (RW2) (L15BE)	Gasolina	4WD	1498	142	193	12.16-	*
1.5 AWD (RW2) (L15BG)	Gasolina	4WD	1498	142	193	12.16-	*
1.5 AWD (RW2) (L15BH)	Gasolina	4WD	1498	142	193	12.16-	*
1.5 AWD (RW2) (L15BY)	Gasolina	4WD	1498	142	193	12.16-	*
2.0 i-VTEC AWD (RW4) (R20Z9)	Gasolina	4WD	1997	110	150	09.17-	*
2.4 (K24W9)	Gasolina	FWD	2356	135	184	12.16-	*

LISTA DE APLICACIONES - BUYERS GUIDE

2.4 AWD (K24W9)	Gasolina	4WD	2356	135	184	12.16-	*
2.4 i-VTEC AWD (RW6) (K24W9)	Gasolina	4WD	2356	137	186	09.17-	*
2.0 e-CVT Hybrid AWD (RT6) (LFB1)	Gasol./el éc.	4WD	1993	107	145	12.18-	*
2.0 e-CVT Hybrid (RT5) (LFB1)	Gasol./el éc.	FWD	1993	158	215	12.18-	*
2.0 e-CVT Hybrid AWD (RT6)	Gasol./el éc.	4WD	1993	158	215	02.19-08.23	*
HONDA (DONGFENG)							
CR-V V (RT_, RW_, RY_) 07.17-				Closed SUV (Compact SUV-J Segment)			
240TURBO	Gasolina	FWD	1498	142	193	07.17-	*
240 Turbo AWD	Gasolina	FWD	1498	142	193	07.17-	*
HONDA (GAC)							
BREEZE (RY_) 11.19-				SUV ()			
240T	Gasolina	FWD	1498	142	193	11.19-	*
240T AWD	Gasolina	4WD	1498	142	193	11.19-	*
HEV (LFB11)	Gasol./el éc.	FWD	1993	107	145	11.19-	*
HEV (LFB11)	Gasol./el éc.	FWD	1993	158	215	11.19-	*