

# LISTA DE APLICACIONES - BUYERS GUIDE

## RB2277

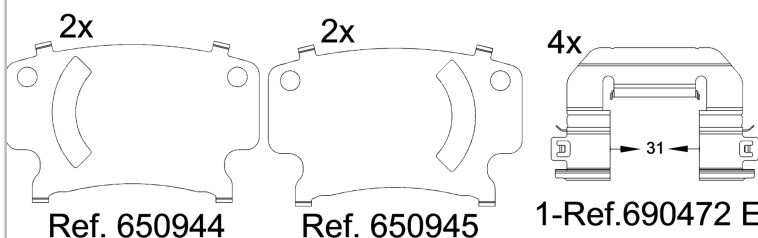
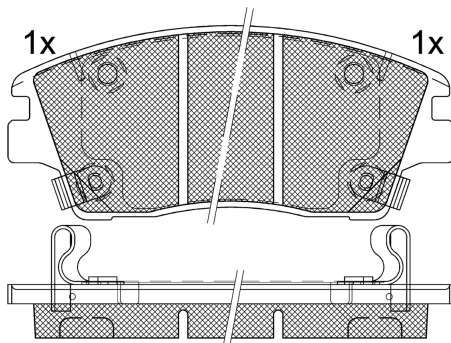
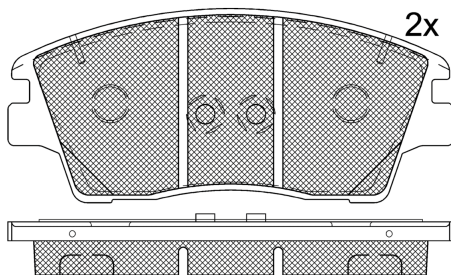


8 424073 163950

Qty: 300

Weight: 2.020

O.E.M.	MAKE
58101-D3A00	HYUNDAI
58101-D3A10	HYUNDAI
58101-D3A11	HYUNDAI
58101-D7A10	KIA
58101-D9A00	HYUNDAI
58101-F2A50	HYUNDAI



Ref. 650944

Ref. 650945

1-Ref.690472 E

## RB2277



90R-02A0111/4483



Akebono

140.6x61.3x17.9

WVA
22329
22330
22331

FMSI
D1847-9075

Sin Filas



Trac.	CC	Kw	CV
-------	----	----	----



Front / Rear

### HYUNDAI

#### ELANTRA IV / AVANTE (HD) 11.05-12.13

1.6 CVVT	Gasolina	FWD	1591	89	121	01.06-12.13	*
----------	----------	-----	------	----	-----	-------------	---

#### Sedán (Compact car-C Segment)

#### ELANTRA VI / AVANTE (AD, ADA) 09.15-

1.6 SR Turbo (G4FJ)	Gasolina	FWD	1591	150	204	02.16-12.20	*
---------------------	----------	-----	------	-----	-----	-------------	---

#### Sedán (Compact car-C Segment)

#### ix35 / TUCSON II (LM, EL, ELH) 08.09-

2.0 (G4NA)	Gasolina	FWD	1999	114	155	11.13-12.15	*
------------	----------	-----	------	-----	-----	-------------	---

#### SUV (Compact SUV-J Segment)

2.0 AWD (G4NA)	Gasolina	4WD	1999	114	155	11.13-12.15	*
----------------	----------	-----	------	-----	-----	-------------	---

#### TUCSON III (TLE) 05.15-

1.6 T-GDI (G4FJ)	Gasolina	FWD	1591	130	177	06.15-12.20	*
------------------	----------	-----	------	-----	-----	-------------	---

#### Furgoneta/SUV (Compact SUV-J Segment)

1.6 CRDI (D4FE)	Diesel	FWD	1598	100	136	08.18-12.20	*
-----------------	--------	-----	------	-----	-----	-------------	---

#### TUCSON III (TL, TLE) 05.15-

#### SUV (Compact SUV-J Segment)

1.6 GDI (G4FD)	Gasolina	FWD	1591	96	130	06.15-09.20	*
1.6 GDI (G4FD)	Gasolina	FWD	1591	97	132	06.15-09.20	*
1.6 Gdi A las 4 ruedas	Gasolina	4WD	1591	97	132	11.17-	*
1.6 T-GDI (G4FJ)	Gasolina	FWD	1591	129	175	01.16-09.20	*
1.6 T-GDI A las 4 ruedas	Gasolina	4WD	1591	129	175	01.16-	*
1.6 T-GDI (G4FJ)	Gasolina	FWD	1591	130	177	06.15-05.23	*
1.6 T-GDI A las 4 ruedas	Gasolina	FWD	1591	130	177	06.15-	*
1.6 T-GDI A las 4 ruedas (G4FJ)	Gasolina	4WD	1591	130	177	06.15-09.20	*
1.6 T-GDI (G4FJ)	Gasolina	FWD	1591	131	178	06.15-09.20	*
2.0 (G4NA)	Gasolina	FWD	1999	114	155	06.15-09.20	*
2.0 Alas 4 ruedas (G4NA)	Gasolina	4WD	1999	114	155	06.15-09.20	*

# LISTA DE APLICACIONES - BUYERS GUIDE

2.0		Gasolina	FWD	1999	115	156	06.15-09.20	*
2.0 Alas 4 ruedas (G4NA)		Gasolina	4WD	1999	115	156	06.15-09.20	*
2.0 GDI (G4NC)		Gasolina	FWD	1999	121	165	06.15-09.20	*
2.0 GDi A las 4 ruedas (G4NC)		Gasolina	4WD	1999	121	165	06.15-09.20	*
2.0 GDI		Gasolina	FWD	1999	122	166	09.15-09.20	*
2.0 GDi A las 4 ruedas		Gasolina	4WD	1999	122	166	09.15-09.20	*
2. GLS Flex		Gasol./Etanol	FWD	1975	107	146	01.17-	*
1.6 CRDI (D4FE)		Diesel	FWD	1598	85	116	08.18-09.20	*
1.6 CRDI (D4FE)		Diesel	FWD	1598	100	136	08.18-12.20	*
1.6 CRDi A las 4 ruedas (D4FE)		Diesel	4WD	1598	100	136	08.18-12.20	*
1.7 CRDi (D4FD)		Diesel	FWD	1685	85	116	06.15-09.20	*
1.7 CRDi (D4FD)		Diesel	FWD	1685	104	141	06.15-09.20	*
2.0 CRDi (D4HA)		Diesel	FWD	1995	100	136	06.15-09.20	*
2.0 CRDi A las 4 ruedas (D4HA)		Diesel	4WD	1995	100	136	06.15-09.20	*
2.0 CRDi		Diesel	FWD	1995	129	175	06.15-	*
2.0 CRDi A las 4 ruedas		Diesel	4WD	1995	129	175	06.15-09.20	*
2.0 CRDi (D4HA)		Diesel	FWD	1995	131	178	06.15-09.20	*
2.0 CRDi A las 4 ruedas (D4HA)		Diesel	4WD	1995	131	178	06.15-09.20	*
2.0 CRDi (D4HA)		Diesel	FWD	1995	136	185	06.15-09.20	*
2.0 CRDi A las 4 ruedas (D4HA)		Diesel	4WD	1995	136	185	06.15-09.20	*
2.0 CRDi A las 4 ruedas		Diesel	4WD	1995	136	185	06.15-	*
HYUNDAI (BEIJING)								
ix35 (NU) 11.17-					SUV (Compact SUV-J Segment)			
2.0		Gasolina	FWD	1999	118	160	11.17-	*
2.0 4WD		Gasolina	4WD	1999	118	160	11.17-	*
TUCSON III (TL) 09.15-					SUV (Compact SUV-J Segment)			
1.6 TGD		Gasolina	FWD	1591	130	177	09.15-	*
1.6 TGD A las 4 ruedas		Gasolina	4WD	1591	130	177	09.15-	*
2.0 GDI		Gasolina	FWD	1999	121	165	09.15-	*
KIA								
SPORTAGE III (SL) 09.09-					SUV (Compact SUV-J Segment)			
2.0 CVT		Gasolina	FWD	1999	111	151	08.15-	*
SPORTAGE IV (QL, QLE) 09.15-					Furgoneta/SUV (Compact SUV-J Segment)			
1.6 T-GDI (G4FJ)		Gasolina	FWD	1591	130	177	05.18-	*
SPORTAGE IV (QL, QLE) 01.15-					SUV (Compact SUV-J Segment)			
1.6 GDI (G4FD)		Gasolina	FWD	1591	97	132	09.15-09.22	*
1.6 T-GDI (G4FJ)		Gasolina	FWD	1591	130	177	09.15-09.22	*
1.6 T-GDI AWD (G4FJ)		Gasolina	4WD	1591	130	177	09.15-09.22	*
2.0 (G4NA)		Gasolina	FWD	1999	110	150	12.15-09.22	*
2.0 AWD (G4NA)		Gasolina	4WD	1999	110	150	12.15-09.22	*
2.0 (G4NA)		Gasolina	FWD	1999	114	155	12.15-09.22	*
2.0 AWD (G4NA)		Gasolina	4WD	1999	114	155	12.15-09.22	*
2.0 (G4NA)		Gasolina	FWD	1999	115	157	12.15-09.22	*
2.0 (G4NA)		Gasolina	FWD	1999	117	159	12.15-09.22	*
2.0 Flex		Gasolina	FWD	1999	123	167	06.16-	*
2.4 GDI (G4KJ)		Gasolina	FWD	2359	135	184	05.16-09.22	*
2.4 GDI AWD		Gasolina	4WD	2359	135	184	09.15-09.22	*
1.6 LPG (QLE) (G4FD)		Gasol./Gas (LPG)	FWD	1591	93	126	07.20-09.22	*

# LISTA DE APLICACIONES - BUYERS GUIDE

2.0 Alcohol	Gasol./Etanol	FWD	1999	114	155	12.15-09.22	*
1.7 CRDi (D4FD)	Diesel	FWD	1685	85	116	09.15-09.22	*
1.7 CRDi (D4FD)	Diesel	FWD	1685	104	141	11.16-09.22	*
2.0 CRDi (D4HA)	Diesel	FWD	1995	100	136	09.15-09.22	*
2.0 CRDi AWD (D4HA)	Diesel	4WD	1995	100	136	09.15-09.22	*
2.0 CRDi AWD	Diesel	4WD	1995	129	175	09.15-09.22	*
2.0 CRDi AWD (D4HA)	Diesel	4WD	1995	131	178	09.15-09.22	*
2.0 CRDi AWD (D4HA)	Diesel	4WD	1995	136	185	09.15-09.22	*

## KIA (DYK)

SPORTAGE III (NP) 04.18-					SUV (Compact SUV-J Segment)			
2.0 (G4NA)		Gasolina	FWD	1999	118	161	04.18-	*
SPORTAGE III ACE (NP) 07.21-					SUV (Compact SUV-J Segment)			
2.0 (G4NJ)		Gasolina	FWD	1999	118	160	07.21-	*