

LISTA DE APLICACIONES - BUYERS GUIDE

RB2200

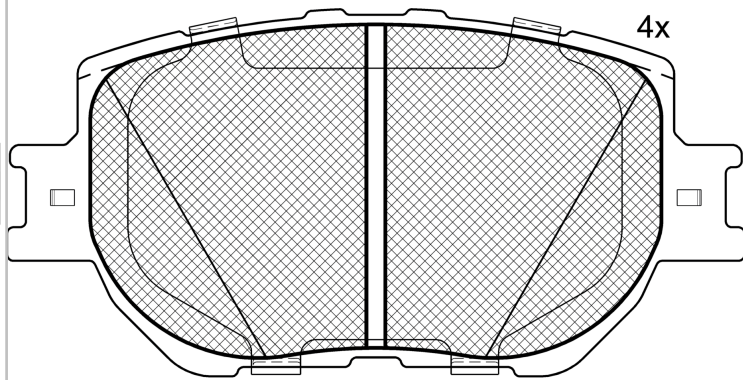


8 424073 139542

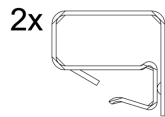
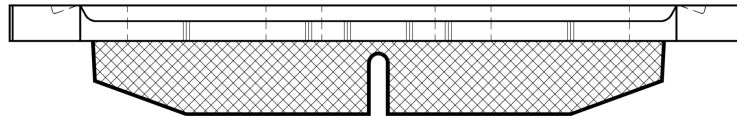
Qty: 300

Weight: 1.320

O.E.M.	MAKE
04465-30330	LEXUS
04465-30480	LEXUS



Loose Shim



1-Ref. 610228 E

RB2200

E 9 90R-02A0111/4204



Akebono

117.6x58.5x17.9

WVA
26454
26975

FMSI
D1733-8957

Sin Filas



Trac.	CC	Kw	CV
-------	----	----	----



Front / Rear

LEXUS

IS III (_E3_) 04.13-

Sedán (Executive car-E Segment)

250 (GSE30_, GSE30R) (4GR-FSE)	Gasolina	RWD	2499	153	208	04.13-08.15	*
--------------------------------	----------	-----	------	-----	-----	-------------	---

TOYOTA

CROWN XII (CRS_, JZS_, GRS18_, UZS_) 09.03-12.08

Sedán (Luxury car-F Segment)

3.0 (GRS182) (3GR-FE)	Gasolina	RWD	2994	170	231	09.04-02.08	*
3.0 (GRS182) (3GR-FSE)	Gasolina	RWD	2994	188	256	09.03-01.08	*
3.0 4WD (GRS183) (3GR-FSE)	Gasolina	4WD	2995	188	256	12.03-02.08	*

MARK X / REIZ (GRX12_) 03.04-09.09

Sedán (Executive car-E Segment)

2.5 (GRX130) (4GR-FSE)	Gasolina	RWD	2499	149	203	10.09-	*
2.5 4WD (GRX135) (4GR-FSE)	Gasolina	4WD	2499	149	203	10.09-	*
2.5 VVTi (GRX120_, GRX120) (4GR-FSE)	Gasolina	RWD	2499	158	215	11.04-09.09	*
2.5 VVTi 4WD (GRX125)	Gasolina	4WD	2499	158	215	11.04-09.09	*
3.0 VVTi (GRX121) (3GR-FSE)	Gasolina	RWD	2995	188	256	11.04-09.09	*