

LISTA DE APLICACIONES - BUYERS GUIDE

RB2120

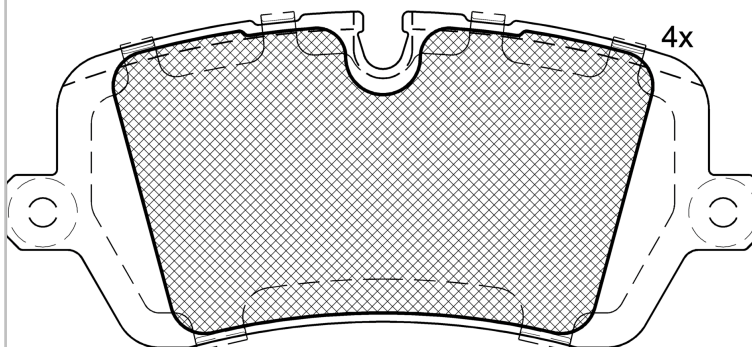


8 424073 138545

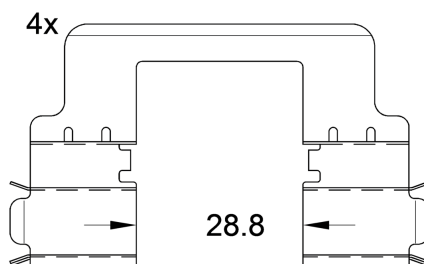
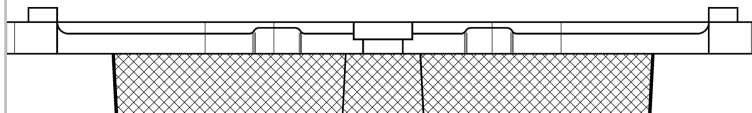
Qty: 300

Weight: 1.565

O.E.M.	MAKE
LPLA-2M008-EA	LAND ROVER
LR-036574	LAND ROVER
LR-065492	LAND ROVER
LR-068303	LAND ROVER
LR-079910	LAND ROVER
LR-079935	LAND ROVER
LR-084118	LAND ROVER
LR-106326	LAND ROVER
LR-108260	LAND ROVER
LR-123717	LAND ROVER
LR-139173	LAND ROVER
LR146155	LAND ROVER
LR-146247	LAND ROVER
LR-147981	LAND ROVER
LR162042	LAND ROVER
LR162043	LAND ROVER
LR-162046	LAND ROVER
LR-162047	LAND ROVER
LR162048	LAND ROVER
LR-164821	LAND ROVER



Loose Shim



1-Ref. 690312 E

RB2120



90R-02A0111/3709



Trw

131.4x58.5x17

WVA

25720

Sin Filas

FMSI

D1692-8919



Trac.

CC

Kw

CV



Front / Rear

FORD USA

CROWN VICTORIA (U.S.A.) 09.97-12.12

Sedán (Luxury car-F Segment)

4.6	Gasolina	RWD	4601	178	242	09.04-12.12	*
-----	----------	-----	------	-----	-----	-------------	---

LAND ROVER

DEFENDER III Sport Wagon (L663) 09.19-

Closed SUV (Off-Road SUV-J Segment)

P300 Si4 4x4 (PT204)	Gasolina	4WD	1997	221	300	09.19-	*
P425 4x4	Gasolina	4WD	5000	313	426	05.24-	*
P500 4x4	Gasolina	4WD	5000	368	500	04.23-	*
P525 4x4	Gasolina	4WD	5000	386	525	05.21-	*
P300e Hybrid 4x4	Gasol./el éc.	4WD	1997	221	300	06.24-	*
P300 MHEV 4x4	Gasol./el éc.	4WD	1997	221	300	07.23-	*
P400e Hybrid 4x4 (PT204)	Gasol./el éc.	4WD	1997	221	300	09.20-	*
P400e Hybrid 4x4 (PT204)	Gasol./el éc.	4WD	1997	297	404	09.20-	*
P300 MHEV 4x4 (AJ20P6)	Gasol./el éc.	4WD	2996	221	300	05.22-	*
P400 I6 MHEV 4x4 (PT306)	Gasol./el éc.	4WD	2996	294	400	09.19-	*
P635 OCTA MHEV 4x4	Gasol./el éc.	4WD	4395	467	635	05.24-	*
2.0 D200 MHEV 4x4 (AJ20D4)	Diesel/el éc.	4WD	1997	147	200	09.20-	*
D200 MHEV 4x4 (AJ20D6)	Diesel/el éc.	4WD	2997	147	200	09.20-	*
D250 MHEV 4x4 (AJ20D6)	Diesel/el éc.	4WD	2997	183	249	09.20-	*

LISTA DE APLICACIONES - BUYERS GUIDE

D300 MHEV 4x4 (AJ20D6)		Diesel/el éc.	4WD	2997	221	300	09.20-	*
D350 MHEV 4x4		Diesel/el éc.	4WD	2997	258	350	05.24-	*
D200 SD4 4x4 (204DT)		Diesel	4WD	1999	147	200	09.19-	*
D240 SD4 4x4 (204DT)		Diesel	4WD	1999	177	241	09.19-	*
DEFENDER III Van (L663) 02.20-					Furgoneta/Closed SUV (Off-Road SUV-J Segment)			
2.0 P300 Si4 4x4 (PT204)		Gasolina	4WD	1997	221	300	02.20-	*
2.0 P400e Hybrid 4x4 (PT204)		Gasol./el éc.	4WD	1997	221	300	09.20-	*
2.0 P400e Hybrid 4x4 (PT204)		Gasol./el éc.	4WD	1997	297	404	09.20-	*
3.0 P400 I6 MHEV 4x4 (PT306)		Gasol./el éc.	4WD	2996	294	400	02.20-	*
2.0 D200 MHEV 4x4 (AJ20D4)		Diesel/el éc.	4WD	1997	147	200	09.20-	*
3.0 D200 MHEV 4x4 (AJ20D6)		Diesel/el éc.	4WD	2997	147	200	09.20-	*
3.0 D250 MHEV 4x4 (AJ20D6)		Diesel/el éc.	4WD	2997	183	249	09.20-	*
3.0 D300 MHEV 4x4 (AJ20D6)		Diesel/el éc.	4WD	2997	221	300	09.20-	*
3.0 D350 MHEV 4x4		Diesel/el éc.	4WD	2997	258	351	05.24-	*
2.0 D200 SD4 4x4 (204DT)		Diesel	4WD	1999	147	200	02.20-	*
2.0 D240 SD4 4x4 (204DT)		Diesel	4WD	1999	177	241	02.20-	*
DISCOVERY V / LR5 (L462) 09.16-					Furgoneta/SUV (Executive SUV-J Segment)			
2.0 Si4 4x4		Gasolina	4WD	1997	221	300	09.17-	*
3.0 SCV6 4x4		Gasolina	4WD	2995	250	340	09.16-	*
3.0 D300 MHEV 4x4		Diesel/el éc.	4WD	2997	221	300	12.20-	*
2.0 Td4 4x4		Diesel	4WD	1999	132	179	09.16-12.18	*
2.0 SD4 4x4		Diesel	4WD	1999	177	241	09.16-	*
3.0 Td6 4x4		Diesel	4WD	2993	190	258	09.16-	*
3.0 SDV6 4x4		Diesel	4WD	2993	225	306	09.18-	*
DISCOVERY V / LR5 (L462) 09.16-					SUV (Executive SUV-J Segment)			
2.0 Si4 4x4 (PT204)		Gasolina	4WD	1997	221	300	09.17-	*
3.0 SCV6 4x4 (306PS)		Gasolina	4WD	2995	250	340	09.16-	*
P360 MHEV 4x4		Gasol./el éc.	4WD	2996	265	360	12.20-	*
D250 MHEV 4x4		Diesel/el éc.	4WD	2997	183	249	12.20-	*
D300 MHEV 4x4		Diesel/el éc.	4WD	2997	221	300	12.20-	*
D350 MHEV 4x4		Diesel/el éc.	4WD	2997	257	349	05.24-	*
2.0 Td4 4x4 (204DTD)		Diesel	4WD	1999	132	180	09.16-	*
2.0 SD4 4x4 (204DTA)		Diesel	4WD	1999	177	241	09.16-	*
3.0 D 4x4 (306DT)		Diesel	4WD	2993	155	211	09.16-	*
3.0 D 4x4 (306DT)		Diesel	4WD	2993	183	249	09.16-	*
3.0 Td6 4x4 (306DT)		Diesel	4WD	2993	190	258	09.16-	*
3.0 SDV6 4x4 (306DT)		Diesel	4WD	2993	225	306	09.18-	*
RANGE ROVER IV (L405) 08.12-					SUV (Luxury Crossover SUV-J Segment)			
3.0 SCV6 4x4 (306PS)		Gasolina	4WD	2995	250	340	10.13-09.21	*
3.0 SCV6 4x4 (306PS)		Gasolina	4WD	2995	254	345	09.13-	*
3.0 SCV6 4x4 (306PS)		Gasolina	4WD	2995	280	380	06.15-09.21	*
3.0P400 4x4 (PT306)		Gasolina	4WD	2996	294	400	07.20-09.21	*
5.0 V8 4x4 (508PN)		Gasolina	4WD	5000	276	375	12.13-01.16	*

LISTA DE APLICACIONES - BUYERS GUIDE

5.0 SCV8 4x4 (508PS)		Gasolina	4WD	5000	375	510	08.12-09.21	*
5.0 SCV8 4x4 (508PS)		Gasolina	4WD	5000	380	517	08.12-	*
5.0 SCV8 4x4 (508PS)		Gasolina	4WD	5000	386	525	11.17-09.21	*
5.0 SCV8 4x4 (508PS)		Gasolina	4WD	5000	405	550	06.15-09.21	*
SCV8 4x4 (508PS)		Gasolina	4WD	5000	415	565	01.19-09.21	*
5.0 SCV8 4x4 (508PS)		Gasolina	4WD	5000	416	566	11.17-09.21	*
2.0 P400e Hybrid 4x4 (PT204)		Gasol./el éc.	4WD	1997	221	300	10.17-	*
2.0 P400e Hybrid 4x4 (PT204)		Gasol./el éc.	4WD	1997	297	404	10.17-09.21	*
P360 MHEV 4x4 (PT306)		Gasol./el éc.	4WD	2996	265	360	12.19-09.21	*
3.0 P400 MHEV 4x4 (PT306)		Gasol./el éc.	4WD	2996	294	400	05.19-09.21	*
3.0 SDV6 Hybrid 4x4 (306DT)		Diesel/el éc.	4WD	2993	215	292	06.15-	*
3.0 SDV6 Hybrid 4x4 (306DT)		Diesel/el éc.	4WD	2993	250	340	10.13-09.21	*
3.0 SDV6 Hybrid 4x4 (306DT)		Diesel/el éc.	4WD	2993	260	354	06.15-09.21	*
D250 MHEV 4x4 (AJ20D6)		Diesel/el éc.	4WD	2997	183	249	07.20-09.21	*
D300 MHEV 4x4 (AJ20D6)		Diesel/el éc.	4WD	2997	221	300	07.20-09.21	*
D350 MHEV 4x4 (AJ20D6)		Diesel/el éc.	4WD	2997	258	351	07.20-09.21	*
D350 MHEV 4x4		Diesel/el éc.	4WD	2997	258	351	11.20-	*
3.0 TDV6 4x4 (306DT)		Diesel	4WD	2993	155	211	10.13-01.16	*
3.0 SDV6 4x4 (306DT)		Diesel	4WD	2993	182	247	12.14-09.21	*
3.0 SDV6 4x4 (306DT)		Diesel	4WD	2993	183	249	08.12-01.16	*
3.0 TDV6 4x4 (306DT)		Diesel	4WD	2993	190	258	08.12-09.21	*
3.0 SDV6 4x4 (306DT)		Diesel	4WD	2993	202	275	10.18-09.21	*
3.0 SDV6 4x4 (306DT)		Diesel	4WD	2993	215	292	10.12-09.21	*
D300 4x4 (AJ20D6)		Diesel	4WD	2997	221	300	07.20-	*
D350 4x4 (AJ20D6)		Diesel	4WD	2997	258	351	07.20-	*
4.4 SDV8 4x4 (448DT)		Diesel	4WD	4367	230	313	08.13-09.21	*
4.4 SDV8 4x4 (448DT)		Diesel	4WD	4367	250	340	08.12-09.21	*
4.4 SDV8 4x4 (448DT)		Diesel	4WD	4367	253	344	08.13-09.21	*
RANGE ROVER SPORT II (L494) 04.13-					SUV (Luxury Crossover SUV-J Segment)			
2.0 Si4 4x4 (PT204)		Gasolina	4WD	1997	221	300	10.17-03.22	*
2.0 GTDI 4x4 (204PT)		Gasolina	4WD	1999	177	241	10.15-03.22	*
3.0 SCV6 4x4 (306PS)		Gasolina	4WD	2995	250	340	04.13-12.19	*
3.0		Gasolina	FWD	2995	254	345	01.14-	*
3.0 SCV6 4x4 (306PS)		Gasolina	4WD	2995	280	380	06.15-12.18	*
5.0 SCV8 4x4 (508PS)		Gasolina	4WD	4999	375	510	04.13-12.18	*
5.0 SCV8 4x4 (508PS)		Gasolina	4WD	4999	381	518	01.14-	*
5.0 SCV8 4x4 (508PS)		Gasolina	4WD	4999	386	525	11.17-03.22	*
5.0 SCV8 4x4 (508PS)		Gasolina	4WD	4999	405	550	01.14-12.18	*
5.0 SCV8 4x4 (508PS)		Gasolina	4WD	4999	423	575	11.17-03.22	*
2.0 P400e PHEV 4x4 (PT204)		Gasol./el éc.	4WD	1997	221	300	10.17-	*
2.0 P400e PHEV 4x4 (PT204)		Gasol./el éc.	4WD	1997	297	404	10.17-03.22	*
3.0 P360 MHEV 4x4 (PT306)		Gasol./el éc.	4WD	2996	265	360	06.19-03.22	*
3.0 P400 MHEV 4x4 (AJ20P6)		Gasol./el éc.	4WD	2996	294	400	02.19-03.22	*
3.0 SDV6 Hybrid 4x4 (306DT)		Diesel/el éc.	4WD	2993	215	292	12.14-12.17	*

LISTA DE APLICACIONES - BUYERS GUIDE

3.0 SDV6 Hybrid 4x4 (306DT)		Diesel/el éc.	4WD	2993	250	340	10.13-03.22	*
3.0 SDV6 Hybrid 4x4 (306DT)		Diesel/el éc.	4WD	2993	260	354	06.15-12.17	*
3.0 D250 MHEV 4x4 (AJ20D6)		Diesel/el éc.	4WD	2997	183	249	07.20-03.22	*
3.0 D300 MHEV 4x4 (AJ20D6)		Diesel/el éc.	4WD	2997	221	300	07.20-03.22	*
3.0 D350 MHEV 4x4 (AJ20D6)		Diesel/el éc.	4WD	2997	258	351	07.20-03.22	*
2.0 SD4 4x4 (204DTA)		Diesel	4WD	1999	177	241	08.16-03.22	*
3.0 TDV6 4x4 (306DT)		Diesel	4WD	2993	155	211	04.13-12.18	*
3.0 SDV6 4x4 (306DT)		Diesel	4WD	2993	183	249	04.13-03.22	*
3.0 TDV6 4x4 (306DT)		Diesel	4WD	2993	190	258	04.13-03.22	*
3.0 SDV6 4x4 (306DT)		Diesel	4WD	2993	215	292	04.13-12.16	*
3.0 SDV6 4x4 (306DT)		Diesel	4WD	2993	225	306	09.14-03.22	*
3.0 D250 4x4 (AJ20D6)		Diesel	4WD	2997	183	249	07.20-03.22	*
3.0 D300 4x4 (AJ20D6)		Diesel	4WD	2997	221	300	07.20-03.22	*
3.0 D350 4x4 (AJ20D6)		Diesel	4WD	2997	258	351	07.20-03.22	*
4.4 SDV8 4x4 (448DT)		Diesel	4WD	4367	250	340	10.13-03.22	*