

LISTA DE APLICACIONES - BUYERS GUIDE

RB2039

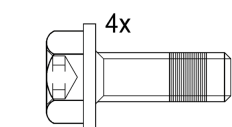
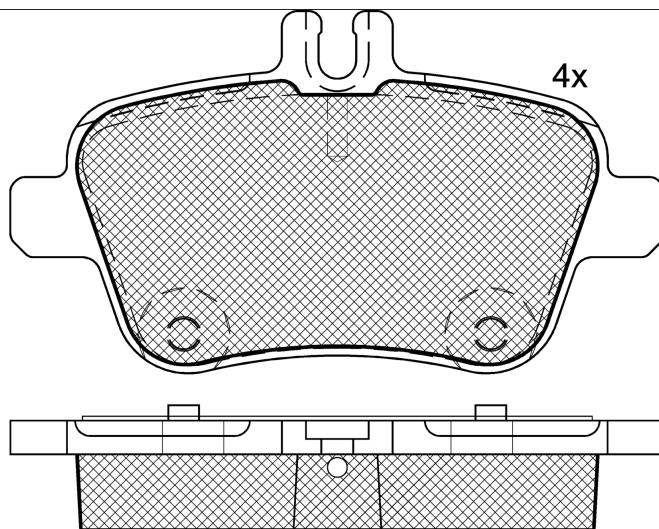


8 424073 137586

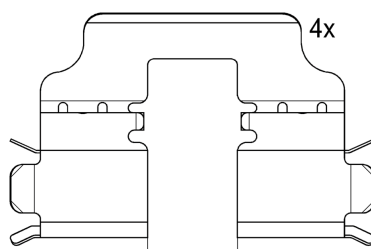
Qty: 300

Weight: 1.230

O.E.M.	MAKE
006 420 23 20	MERCEDES-BENZ
006 420 79 20	MERCEDES-BENZ
006 420 80 20	MERCEDES-BENZ
006 420 83 20	MERCEDES-BENZ
007 420 34 20	MERCEDES-BENZ
007 420 94 20	MERCEDES-BENZ
007 420 95 20	MERCEDES-BENZ
008 420 23 20	MERCEDES-BENZ



1-Ref. 690173 E



1-Ref. 690276 E

RB2039



90R-02A0111/3183



Trw

106.2x59.2x18.5

WVA
24848

FMSI
D1646-8874

Sin Filas



Trac.	CC	Kw	CV
-------	----	----	----



Front / Rear

MERCEDES-BENZ

A-Class III (W176) 06.12-

[CAMBIADO]:Fastback (Compact car-C Segment)

A 160 (176.041) (M 270.910)	Gasolina	FWD	1595	75	102	07.15-05.18	*
A 180 (176.042) (M 270.910)	Gasolina	FWD	1595	90	122	09.12-05.18	*
A 200 (176.043) (M 270.910)	Gasolina	FWD	1595	115	156	06.12-05.18	*
A 220 4-matic (176.047) (M 270.920)	Gasolina	4WD	1991	135	184	05.14-05.18	*
A 250 (176.044) (M 270.920)	Gasolina	FWD	1991	155	211	06.12-05.18	*
A 250 4-matic (176.046) (M 270.920)	Gasolina	4WD	1991	155	211	06.13-05.18	*
A 250 (176.050) (M 270.920)	Gasolina	FWD	1991	160	218	07.15-05.18	*
A 250 4-matic (176.051) (M 270.920)	Gasolina	4WD	1991	160	218	07.15-05.18	*
A 160 CDI / d (176.011) (OM 607.951)	Diesel	FWD	1461	66	90	06.13-05.18	*
A 180 CDI / d (176.012) (OM 607.951)	Diesel	FWD	1461	80	109	06.12-05.18	*
A 180 CDI (176.000) (OM 651.901)	Diesel	FWD	1796	80	109	06.12-10.14	*
A 200 CDI (176.001) (OM 651.901)	Diesel	FWD	1796	100	136	06.12-10.14	*
A 180 CDI (176.007)	Diesel	FWD	2143	80	109	06.13-10.14	*
A 200 CDI / d (176.008) (OM 651.930)	Diesel	FWD	2143	100	136	02.14-05.18	*
A 200 CDI / d 4-matic (176.002) (OM 651.930)	Diesel	4WD	2143	100	136	02.14-05.18	*
A 220 CDI (176.003) (OM 651.930)	Diesel	FWD	2143	120	163	01.14-05.18	*
A 220 CDI (176.003) (OM 651.930)	Diesel	FWD	2143	125	170	09.12-05.18	*
A 220 CDI 4-matic (176.005) (OM 651.930)	Diesel	4WD	2143	125	170	02.14-05.18	*
A 220 d (176.003) (OM 651.930)	Diesel	FWD	2143	130	177	07.15-05.18	*
A 220 d 4-matic (176.005) (OM 651.930)	Diesel	4WD	2143	130	177	07.15-05.18	*

B-Class II Sports Tourer (W246, W242) 10.11-

[CAMBIADO]:Fastback (Compact MPV-M1 Segment)

B 160 (246.241) (M 270.910)	Gasolina	FWD	1595	75	102	07.15-12.18	*
-----------------------------	----------	-----	------	----	-----	-------------	---

LISTA DE APLICACIONES - BUYERS GUIDE

B 180 (246.242) (M 270.910)		Gasolina	FWD	1595	90	122	11.11-12.18	*
B 200 (246.243) (M 270.910)		Gasolina	FWD	1595	115	156	11.11-12.18	*
B 220 4-matic (246.247) (M 270.920)		Gasolina	4WD	1991	135	184	05.13-12.18	*
B 250 (246.244) (M 270.920)		Gasolina	FWD	1991	155	211	05.12-12.18	*
B 250 4-matic (246.246) (M 270.920)		Gasolina	4WD	1991	155	211	08.14-12.18	*
B 200 Natural Gas Drive / B 200 c (242.848) (M 270.920)		Gasol./Gas (CNG)	FWD	1991	115	156	11.12-12.17	*
Electric Drive / B 250 e (242.890) (EM 780.990)		Eléctrico	FWD		65	88	11.14-10.17	*
Electric Drive / B 250 e (242.890) (EM 780.990)		Eléctrico	FWD		132	180	11.14-10.17	*
B 160 CDI / d (246.211) (OM 607.951)		Diesel	FWD	1461	66	90	05.13-12.18	*
B 180 CDI / d (246.212) (OM 607.951)		Diesel	FWD	1461	80	109	02.13-12.18	*
B 180 CDI (246.200) (OM 651.901)		Diesel	FWD	1796	80	109	11.11-08.14	*
B 200 CDI (246.201) (OM 651.901)		Diesel	FWD	1796	100	136	11.11-08.14	*
B 180 CDI (246.207) (OM 651.930)		Diesel	FWD	2143	80	109	06.13-08.14	*
B 200 CDI / d (246.208) (OM 651.930)		Diesel	FWD	2143	100	136	08.14-12.18	*
B 200 CDI / d 4-matic (246.202) (OM 651.930)		Diesel	4WD	2143	100	136	08.14-12.18	*
B 220 CDI / d (246.203) (OM 651.930)		Diesel	FWD	2143	120	163	06.13-12.18	*
B 220 CDI / d (246.203) (OM 651.930)		Diesel	FWD	2143	125	170	11.11-12.18	*
B 220 d 4-matic (246.205) (OM 651.930)		Diesel	4WD	2143	125	170	06.18-12.18	*
B 220 CDI / d (246.203) (OM 651.930)		Diesel	FWD	2143	130	177	08.14-12.18	*
B 220 CDI / d 4-matic (246.205) (OM 651.930)		Diesel	4WD	2143	130	177	08.14-12.18	*
CLA-Class (C117) 01.13-					Coupé (Compact executive car-D Segment)			
CLA 180 (117.342) (M 270.910)		Gasolina	FWD	1595	90	122	01.13-03.19	*
CLA 200 (117.343) (M 270.910)		Gasolina	FWD	1595	110	150	07.18-03.19	*
CLA 200 (117.343) (M 270.910)		Gasolina	FWD	1595	115	156	01.13-03.19	*
CLA 200		Gasolina	FWD	1991	135	184	07.16-	*
CLA 220 4-matic (117.347) (M 270.920)		Gasolina	4WD	1991	135	184	04.16-03.19	*
CLA 250 (117.344) (M 270.920)		Gasolina	FWD	1991	155	211	01.13-03.19	*
CLA 250 4-matic (117.346) (M 270.920)		Gasolina	4WD	1991	155	211	07.13-03.19	*
CLA 250 (117.350) (M 270.920)		Gasolina	FWD	1991	160	218	07.15-03.19	*
CLA 250 4-matic (117.351) (M 270.920)		Gasolina	4WD	1991	160	218	07.15-03.19	*
CLA 45 AMG 4-matic (117.952) (M 133.980)		Gasolina	4WD	1991	265	360	07.13-03.19	*
CLA 180 CDI / d (117.312) (OM 607.951)		Diesel	FWD	1461	80	109	10.13-05.18	*
CLA 200 CDI (117.301) (OM 651.901)		Diesel	FWD	1796	100	136	06.13-08.14	*
CLA 200 CDI / d (117.308) (OM 651.930)		Diesel	FWD	2143	100	136	07.14-03.19	*
CLA 200 CDI / d 4-matic (117.902) (OM 651.930)		Diesel	4WD	2143	100	136	07.14-03.19	*
CLA 220 CDI / d (117.303) (OM 651.930)		Diesel	FWD	2143	120	163	01.13-03.19	*
CLA 220 CDI / d 4-matic (117.905) (OM 651.930)		Diesel	4WD	2143	120	163	08.14-03.19	*
CLA 220 CDI / d (117.303) (OM 651.930)		Diesel	FWD	2143	125	170	01.13-03.19	*
CLA 220 CDI 4-matic (117.305) (OM 651.930)		Diesel	4WD	2143	125	170	07.14-03.19	*
CLA 220 CDI / d (117.303) (OM 651.930)		Diesel	FWD	2143	130	177	09.14-03.19	*
CLA 220 CDI / d 4-matic (117.905) (OM 651.930)		Diesel	4WD	2143	130	177	09.14-03.19	*
CLA-Class Shooting Brake (X117) 01.15-					[CAMBIADO]:Break (Compact executive car-D Segment)			
CLA 180 (117.942) (M 270.910)		Gasolina	FWD	1595	90	122	01.15-03.19	*
CLA 200 (117.943) (M 270.910)		Gasolina	FWD	1595	115	156	01.15-03.19	*
CLA 220 4-matic (117.947) (M 270.920)		Gasolina	4WD	1991	135	184	04.16-03.19	*
CLA 250 (117.944) (M 270.920)		Gasolina	FWD	1991	155	211	01.15-03.19	*
CLA 250 4-matic (117.946) (M 270.920)		Gasolina	4WD	1991	155	211	01.15-03.19	*
CLA 250 4-matic (117.951) (M 270.920)		Gasolina	4WD	1991	160	218	07.15-03.19	*
CLA 180 d (117.912) (OM 607.951)		Diesel	FWD	1461	80	109	07.15-05.18	*

LISTA DE APLICACIONES - BUYERS GUIDE

CLA 200 CDI / d (117.908) (OM 651.930)	Diesel	FWD	2143	100	136	01.15-03.19	*
CLA 200 CDI / d 4-matic (117.902) (OM 651.930)	Diesel	4WD	2143	100	136	01.15-03.19	*
CLA 220 CDI / d (117.903) (OM 651.930)	Diesel	FWD	2143	120	163	01.15-03.19	*
CLA 220 CDI / d 4-matic (117.905) (OM 651.930)	Diesel	4WD	2143	120	163	09.15-03.19	*
CLA 220 d (117.903) (OM 651.930)	Diesel	FWD	2143	125	170	07.18-03.19	*
CLA 220 d 4-matic (117.905) (OM 651.930)	Diesel	4WD	2143	125	170	07.18-03.19	*
CLA 220 CDI / d (117.903) (OM 651.930)	Diesel	FWD	2143	130	177	01.15-03.19	*
CLA 220 CDI / d 4-matic (117.905) (OM 651.930)	Diesel	4WD	2143	130	177	01.15-03.19	*
GLA-Class (X156) 12.13-				SUV (Compact SUV-J Segment)			
GLA 200	Gasolina	FWD	1595	85	115	08.14-	*
GLA 180 (156.942) (M 270.910)	Gasolina	FWD	1595	90	122	02.15-12.19	*
GLA 200 (156.943) (M 270.910)	Gasolina	FWD	1595	110	150	07.18-12.19	*
GLA 200 (156.943) (M 270.910)	Gasolina	FWD	1595	115	156	12.13-12.19	*
GLA 200 (156.945) (M 270.920)	Gasolina	FWD	1991	135	184	09.14-12.19	*
GLA 220 4-matic (156.947) (M 270.920)	Gasolina	4WD	1991	135	184	01.17-12.19	*
GLA 250 (156.944) (M 270.920)	Gasolina	FWD	1991	155	211	12.13-12.19	*
GLA 250 4-matic (156.946) (M 270.920)	Gasolina	4WD	1991	155	211	12.13-12.19	*
GLA 250 Flex (156.944) (M 270.920)	Gasol./Etanol	FWD	1991	155	211	01.15-12.19	*
GLA 180 CDI / d (156.912) (OM 607.951)	Diesel	FWD	1461	80	109	07.14-05.18	*
GLA 200 CDI / d (156.908) (OM 651.930)	Diesel	FWD	2143	100	136	12.13-12.19	*
GLA 200 CDI 4-matic (156.902) (OM 651.930)	Diesel	4WD	2143	100	136	12.13-05.19	*
GLA 220 CDI / d (156.903) (OM 651.930)	Diesel	FWD	2143	120	163	12.13-05.19	*
GLA 220 CDI / d 4-matic (156.905) (OM 651.930)	Diesel	4WD	2143	120	163	12.13-12.19	*
GLA 220 CDI (156.903) (OM 651.930)	Diesel	FWD	2143	125	170	12.13-05.19	*
GLA 220 CDI 4-matic (156.905) (OM 651.930)	Diesel	4WD	2143	125	170	12.13-12.19	*
GLA 220 d (156.903) (OM 651.930)	Diesel	FWD	2143	130	177	07.15-05.19	*
GLA 220 d 4-matic (156.905) (OM 651.930)	Diesel	4WD	2143	130	177	07.15-12.19	*
SLC-Class (R172) 01.16-				Cabrío (Sports car-S Segment)			
180 (172.431) (M 274.910)	Gasolina	RWD	1595	115	156	01.16-	*
200 (172.434) (M 274.920)	Gasolina	RWD	1991	135	184	01.16-	*
300 (172.438) (M 274.920)	Gasolina	RWD	1991	180	245	01.16-	*
250 d (172.404) (OM 651.980)	Diesel	RWD	2143	150	204	01.16-10.17	*
SLK-Class III (R172) 01.11-				Cabrío (Sports car-S Segment)			
200 (172.448) (M 271.860)	Gasolina	RWD	1796	135	184	02.11-	*
200 (172.448) (M 271.861)	Gasolina	RWD	1796	135	184	02.11-	*
250 (172.447) (M 271.860)	Gasolina	RWD	1796	150	204	02.11-	*
250 (172.447) (M 271.861)	Gasolina	RWD	1796	150	204	02.11-	*
200 (172.434) (M 274.920)	Gasolina	RWD	1991	135	184	04.15-	*
300 (172.438) (M 274.920)	Gasolina	RWD	1991	180	245	07.15-	*
350 (172.457) (M 276.956)	Gasolina	RWD	3498	225	306	02.11-	*
250 CDI / d (172.403) (OM 651.980)	Diesel	RWD	2143	150	204	01.12-	*