

# LISTA DE APLICACIONES - BUYERS GUIDE

## RB2028



8 424073 137463

Qty: 300

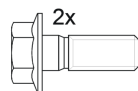
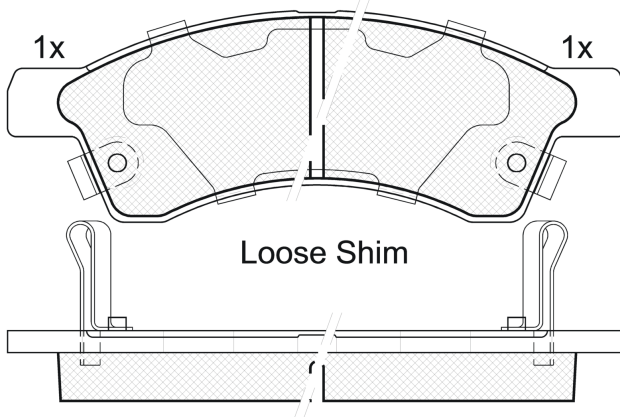
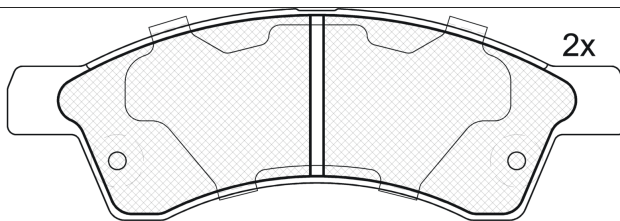
Weight: 1.220

O.E.M.

2779-4210-0125

MAKE

TATA



1-Ref. 690059

## RB2028

E 9 90R-01111/3265



141.1x48.2x16.6

Sin Filas



Trac.

CC

Kw

CV



Front / Rear

**TATA**

**INDIGO II MANZA 08.09-**

**Sedán (Supermini car-B Segment)**

1.4 (350 A1.000)

Gasolina

FWD

1368

66

90

08.09-12.14

\*

1.3 D

Diesel

RWD

1248

66

90

08.09-

\*