


LISTA DE APLICACIONES - BUYERS GUIDE

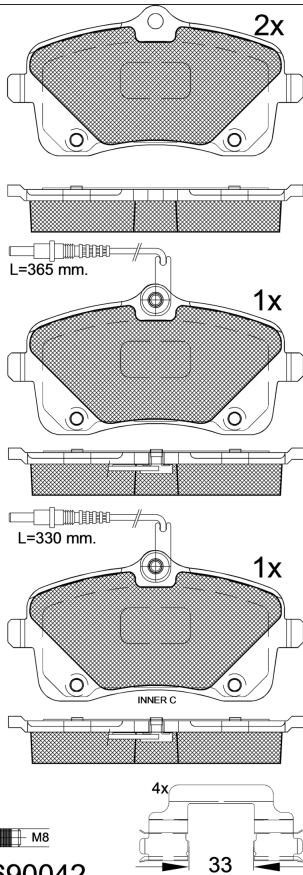
RB2024



8 424073 137425


Qty: 300 Weight: 1.693

O.E.M.	MAKE
4254.78	PEUGEOT



2x
1x
1x
4x
1-Ref. 690042
1-Ref. 690271 E

RB2024



E 90R-01111/3169

Trw

131.1x66.8x19.5

WVA
25328
25329
25330

Sin Filas



Trac.	CC	Kw	CV		
					
				Front / Rear	

PEUGEOT

407 (6C_) 10.05-					Coupé (Large family car-D Segment)			
2.0 HDi (RHR (DW10BTED4))	Diesel	FWD	1997		100	136	10.05-	*
407 (6D_) 02.04-12.11					Sedán (Large family car-D Segment)			
1.8 (6D6FZB) (6FZ (EW7J4))	Gasolina	FWD	1749		85	116	03.04-07.05	*
1.8 16V (6D6FYC) (6FY (EW7A))	Gasolina	FWD	1749		92	125	08.05-12.10	*
2.0 (6DRFNB, 6DRFNE) (RFN (EW10J4))	Gasolina	FWD	1997		100	136	03.04-07.05	*
2.0 16V (6DRFJC, 6DRFJE, 6DRFJF) (RFJ (EW10A))	Gasolina	FWD	1997		103	140	09.05-12.10	*
2.0 16V (6DRFJC, 6DRFJF)	Gasolina	FWD	1997		105	143	08.08-12.09	*
2.0 Bioflex (6DRFJB) (RFJ (EW10A))	Gasol./Etanol	FWD	1997		103	140	09.07-02.11	*
2.0 Flex (6DRFJB) (RFJ (EW10A))	Gasol./Etanol	FWD	1997		103	140	10.05-02.11	*
1.6 HDi 110 (6D9HZC, 6D9HYC) (9HZ (DV6TED4))	Diesel	FWD	1560		80	109	05.04-12.10	*
2.0 HDi (6DRHLG, 6DRHLE) (RHL (DW10BTED4))	Diesel	FWD	1997		93	126	11.04-10.07	*
2.0 HDi 135 (6DRHRH, 6DRHRE, 6DRHRG, 6DRHRJ) (RHR (DW10BTED4))	Diesel	FWD	1997		100	136	05.04-10.10	*
2.0 HDi (6DRHRH) (RHR (DW10BTED4))	Diesel	FWD	1997		103	140	06.09-12.10	*
407 SW (6E_, 6D_) 05.04-					[CAMBIADO]-Break (Large family car-D Segment)			
1.8 (6FZ (EW7J4))	Gasolina	FWD	1749		85	116	05.04-07.05	*
1.8 16V (6FY (EW7A))	Gasolina	FWD	1749		92	125	08.05-12.10	*
2.0 (RFN (EW10J4))	Gasolina	FWD	1997		100	136	05.04-07.05	*
2.0 16V (RFJ (EW10A))	Gasolina	FWD	1997		103	140	08.05-12.10	*
2.0 Bioflex (RFJ (EW10A))	Gasol./Etanol	FWD	1997		103	140	01.08-12.10	*

LISTA DE APLICACIONES - BUYERS GUIDE

2.0 Flex (RFJ (EW10A))		Gasol./Etanol	FWD	1997	103	140	10.05-02.11	*
1.6 HDi 110 (9HZ (DV6TED4))		Diesel	FWD	1560	80	109	05.04-12.10	*
2.0 HDi (RHL (DW10BTED4))		Diesel	FWD	1997	93	126	11.04-10.07	*
2.0 HDi 135 (RHR (DW10BTED4))		Diesel	FWD	1997	100	136	07.04-12.10	*
2.0 HDi (RHR (DW10BTED4))		Diesel	FWD	1997	103	140	08.08-12.10	*
407 SW (6E_) 08.04-12.10					[CAMBIADO]:Furgón/Break (Large family car-D Segment)			
1.6 HDi (9HZ (DV6TED4))		Diesel	FWD	1560	80	109	08.04-12.10	*
2.0 HDi (RHR (DW10BTED4))		Diesel	FWD	1997	103	140	06.09-12.10	*
2.0 HDi (RHH (DW10CTED4))		Diesel	FWD	1997	120	163	06.09-12.10	*