

LISTA DE APLICACIONES - BUYERS GUIDE

RB1957-203

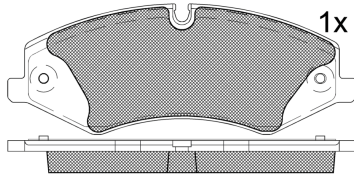
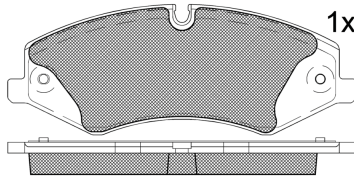
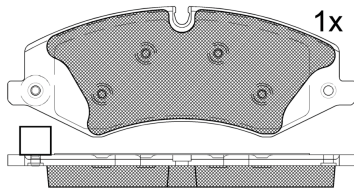
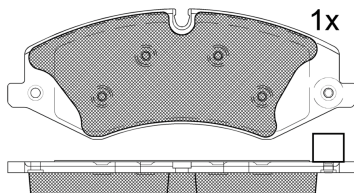


8 424073 136688

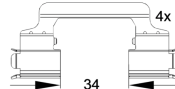
Qty: 300

Weight: 3.030

O.E.M.	MAKE
LR-021253	LAND ROVER
LR-026220	LAND ROVER
LR-026221	LAND ROVER
LR-032063	LAND ROVER
LR-047589	LAND ROVER
LR-047859	LAND ROVER
LR-051626	LAND ROVER
LR-057725	LAND ROVER
LR-101981	LAND ROVER
LR-134700	LAND ROVER
LR161940	LAND ROVER



1-Ref. 690042



1-Ref. 690257 E

RB1957-203



90R-01111/3143



Trw

192.7x72.2x18.5

WVA
25021
25022
25203
25204

Sin Filas

FMSI
D1479-8542



Trac.	CC	Kw	CV
-------	----	----	----



Front / Rear

LAND ROVER

DEFENDER III Sport Wagon (L663) 09.19-

Closed SUV (Off-Road SUV-J Segment)

Model	Engine	4WD	CC	Kw	CV	Year	Notes
P300 Si4 4x4 (PT204)	Gasolina	4WD	1997	221	300	09.19-	*
P425 4x4	Gasolina	4WD	5000	313	426	05.24-	*
P500 4x4	Gasolina	4WD	5000	368	500	04.23-	*
P525 4x4	Gasolina	4WD	5000	386	525	05.21-	*
P300e Hybrid 4x4	Gasol./el éc.	4WD	1997	221	300	06.24-	*
P300 MHEV 4x4	Gasol./el éc.	4WD	1997	221	300	07.23-	*
P400e Hybrid 4x4 (PT204)	Gasol./el éc.	4WD	1997	221	300	09.20-	*
P400e Hybrid 4x4 (PT204)	Gasol./el éc.	4WD	1997	297	404	09.20-	*
P300 MHEV 4x4 (AJ20P6)	Gasol./el éc.	4WD	2996	221	300	05.22-	*
P400 I6 MHEV 4x4 (PT306)	Gasol./el éc.	4WD	2996	294	400	09.19-	*
P635 OCTA MHEV 4x4	Gasol./el éc.	4WD	4395	467	635	05.24-	*
2.0 D200 MHEV 4x4 (AJ20D4)	Diesel/el éc.	4WD	1997	147	200	09.20-	*
D200 MHEV 4x4 (AJ20D6)	Diesel/el éc.	4WD	2997	147	200	09.20-	*
D250 MHEV 4x4 (AJ20D6)	Diesel/el éc.	4WD	2997	183	249	09.20-	*
D300 MHEV 4x4 (AJ20D6)	Diesel/el éc.	4WD	2997	221	300	09.20-	*
D350 MHEV 4x4	Diesel/el éc.	4WD	2997	258	350	05.24-	*
D200 SD4 4x4 (204DT)	Diesel	4WD	1999	147	200	09.19-	*

LISTA DE APLICACIONES - BUYERS GUIDE

D240 SD4 4x4 (204DT)	Diesel	4WD	1999	177	241	09.19-	*
DEFENDER III Van (L663) 02.20-				Furgoneta/Closed SUV (Off-Road SUV-J Segment)			
2.0 P300 Si4 4x4 (PT204)	Gasolina	4WD	1997	221	300	02.20-	*
2.0 P400e Hybrid 4x4 (PT204)	Gasol./el éc.	4WD	1997	221	300	09.20-	*
2.0 P400e Hybrid 4x4 (PT204)	Gasol./el éc.	4WD	1997	297	404	09.20-	*
3.0 P400 I6 MHEV 4x4 (PT306)	Gasol./el éc.	4WD	2996	294	400	02.20-	*
2.0 D200 MHEV 4x4 (AJ20D4)	Diesel/el éc.	4WD	1997	147	200	09.20-	*
3.0 D200 MHEV 4x4 (AJ20D6)	Diesel/el éc.	4WD	2997	147	200	09.20-	*
3.0 D250 MHEV 4x4 (AJ20D6)	Diesel/el éc.	4WD	2997	183	249	09.20-	*
3.0 D300 MHEV 4x4 (AJ20D6)	Diesel/el éc.	4WD	2997	221	300	09.20-	*
3.0 D350 MHEV 4x4	Diesel/el éc.	4WD	2997	258	351	05.24-	*
2.0 D200 SD4 4x4 (204DT)	Diesel	4WD	1999	147	200	02.20-	*
2.0 D240 SD4 4x4 (204DT)	Diesel	4WD	1999	177	241	02.20-	*
DISCOVERY V / LR5 (L462) 09.16-				Furgoneta/SUV (Executive SUV-J Segment)			
2.0 Si4 4x4	Gasolina	4WD	1997	221	300	09.17-	*
3.0 SCV6 4x4	Gasolina	4WD	2995	250	340	09.16-	*
3.0 D300 MHEV 4x4	Diesel/el éc.	4WD	2997	221	300	12.20-	*
2.0 Td4 4x4	Diesel	4WD	1999	132	179	09.16-12.18	*
2.0 SD4 4x4	Diesel	4WD	1999	177	241	09.16-	*
3.0 Td6 4x4	Diesel	4WD	2993	190	258	09.16-	*
3.0 SDV6 4x4	Diesel	4WD	2993	225	306	09.18-	*
DISCOVERY V / LR5 (L462) 09.16-				SUV (Executive SUV-J Segment)			
2.0 Si4 4x4 (PT204)	Gasolina	4WD	1997	221	300	09.17-	*
3.0 SCV6 4x4 (306PS)	Gasolina	4WD	2995	250	340	09.16-	*
P360 MHEV 4x4	Gasol./el éc.	4WD	2996	265	360	12.20-	*
D250 MHEV 4x4	Diesel/el éc.	4WD	2997	183	249	12.20-	*
D300 MHEV 4x4	Diesel/el éc.	4WD	2997	221	300	12.20-	*
D350 MHEV 4x4	Diesel/el éc.	4WD	2997	257	349	05.24-	*
2.0 Td4 4x4 (204DTD)	Diesel	4WD	1999	132	180	09.16-	*
2.0 SD4 4x4 (204DTA)	Diesel	4WD	1999	177	241	09.16-	*
3.0 D 4x4 (306DT)	Diesel	4WD	2993	155	211	09.16-	*
3.0 D 4x4 (306DT)	Diesel	4WD	2993	183	249	09.16-	*
3.0 Td6 4x4 (306DT)	Diesel	4WD	2993	190	258	09.16-	*
3.0 SDV6 4x4 (306DT)	Diesel	4WD	2993	225	306	09.18-	*
DISCOVERY IV / LR4 (L319) 09.09-				[CAMBIADO]:Furgón (Executive SUV-J Segment)			
3.0 TD 4x4 (306DT)	Diesel	4WD	2993	155	211	01.11-12.17	*
3.0 TD 4x4 (306DT)	Diesel	4WD	2993	180	245	01.11-12.17	*
3.0 TD 4x4 (306DT)	Diesel	4WD	2993	188	256	01.11-12.17	*
DISCOVERY IV / LR4 (L319) 09.09-				Closed SUV (Executive SUV-J Segment)			
3.0 4x4 (306PS)	Gasolina	4WD	2995	250	340	08.13-12.18	*
4.0 4x4 (406PN)	Gasolina	4WD	4009	160	218	09.09-12.18	*
5.0	Gasolina	FWD	4394	280	381	09.09-	*
5.0 V8 4x4 (508PN)	Gasolina	4WD	4999	276	375	09.09-12.18	*

LISTA DE APLICACIONES - BUYERS GUIDE

2.7 TD 4x4 (276DT)		Diesel	4WD	2720	140	190	09.09-12.18	*
3.0 TD 4x4 (306DT)		Diesel	4WD	2993	155	211	05.10-12.18	*
3.0 TD 4x4 (306DT)		Diesel	4WD	2993	180	245	09.09-12.18	*
3.0 TD 4x4 (306DT)		Diesel	4WD	2993	183	249	07.12-12.18	*
3.0 SDV6 4x4 (306DT)		Diesel	4WD	2993	188	256	11.09-12.18	*
3.0 TD 4x4 (306DT)		Diesel	4WD	2993	200	272	09.09-12.18	*
DISCOVERY SPORT (L550) 09.14-					Furgoneta/SUV (Executive SUV-J Segment)			
Si4 4x4		Gasolina	4WD	1997	177	241	12.17-	*
Si4 4x4		Gasolina	4WD	1997	213	290	08.17-	*
Si4 4x4		Gasolina	4WD	1999	177	241	01.17-	*
eD4 E-Capability		Diesel	FWD	1999	110	150	08.15-	*
TD4 4x4		Diesel	4WD	1999	110	150	12.14-	*
TD4 4x4		Diesel	4WD	1999	132	179	06.15-	*
SD4 4x4		Diesel	4WD	1999	177	241	08.17-	*
DISCOVERY SPORT (L550) 09.14-					SUV (Executive SUV-J Segment)			
2.0 P200 4x4 (PT204)		Gasolina	4WD	1997	147	200	07.20-	*
2.0 P250 4x4 (PT204)		Gasolina	4WD	1997	183	249	05.19-	*
2.0 P200 FLEX MHEV 4x4 (PT204)		Gasol./etanol/eléc.	4WD	1997	147	200	09.20-	*
2.0 Si4 FLEX 4x4 (PT204)		Gasol./Etanol	4WD	1997	177	241	12.18-	*
2.0 P290 MHEV 4x4 (PT204)		Gasol./eléc.	4WD	1997	213	290	07.20-	*
2.0 D165 MHEV 4x4 (AJ20D4)		Diesel/eléc.	4WD	1997	120	163	07.20-	*
2.0 D200 MHEV 4x4 (AJ20D4)		Diesel/eléc.	4WD	1997	150	204	07.20-	*
2.0 D165 (204DTD)		Diesel	FWD	1999	120	163	07.20-	*
RANGE ROVER III (L322) 03.02-12.12					Closed SUV (Luxury Crossover SUV-J Segment)			
5.0 4x4 (508PN)		Gasolina	4WD	4999	276	375	09.09-08.12	*
3.6 D 4x4 (368DT)		Diesel	4WD	3628	200	272	04.06-08.12	*
RANGE ROVER IV (L405) 08.12-					SUV (Luxury Crossover SUV-J Segment)			
3.0 SCV6 4x4 (306PS)		Gasolina	4WD	2995	250	340	10.13-09.21	*
3.0 SCV6 4x4 (306PS)		Gasolina	4WD	2995	280	380	06.15-09.21	*
3.0P400 4x4 (PT306)		Gasolina	4WD	2996	294	400	07.20-09.21	*
5.0 V8 4x4 (508PN)		Gasolina	4WD	5000	276	375	12.13-01.16	*
5.0 SCV8 4x4 (508PS)		Gasolina	4WD	5000	375	510	08.12-09.21	*
5.0 SCV8 4x4 (508PS)		Gasolina	4WD	5000	386	525	11.17-09.21	*
5.0 SCV8 4x4 (508PS)		Gasolina	4WD	5000	405	550	06.15-09.21	*
SCV8 4x4 (508PS)		Gasolina	4WD	5000	415	565	01.19-09.21	*
5.0 SCV8 4x4 (508PS)		Gasolina	4WD	5000	416	566	11.17-09.21	*
2.0 P400e Hybrid 4x4 (PT204)		Gasol./eléc.	4WD	1997	221	300	10.17-	*
2.0 P400e Hybrid 4x4 (PT204)		Gasol./eléc.	4WD	1997	297	404	10.17-09.21	*
P360 MHEV 4x4 (PT306)		Gasol./eléc.	4WD	2996	265	360	12.19-09.21	*
3.0 P400 MHEV 4x4 (PT306)		Gasol./eléc.	4WD	2996	294	400	05.19-09.21	*
3.0 SDV6 Hybrid 4x4 (306DT)		Diesel/eléc.	4WD	2993	215	292	06.15-	*
3.0 SDV6 Hybrid 4x4 (306DT)		Diesel/eléc.	4WD	2993	250	340	10.13-09.21	*
3.0 SDV6 Hybrid 4x4 (306DT)		Diesel/eléc.	4WD	2993	260	354	06.15-09.21	*

LISTA DE APLICACIONES - BUYERS GUIDE

D250 MHEV 4x4 (AJ20D6)		Diesel/el éc.	4WD	2997	183	249	07.20-09.21	*
D300 MHEV 4x4 (AJ20D6)		Diesel/el éc.	4WD	2997	221	300	07.20-09.21	*
D350 MHEV 4x4 (AJ20D6)		Diesel/el éc.	4WD	2997	258	351	07.20-09.21	*
D350 MHEV 4x4		Diesel/el éc.	4WD	2997	258	351	11.20-	*
3.0 TDV6 4x4 (306DT)		Diesel	4WD	2993	155	211	10.13-01.16	*
3.0 SDV6 4x4 (306DT)		Diesel	4WD	2993	183	249	08.12-01.16	*
3.0 TDV6 4x4 (306DT)		Diesel	4WD	2993	190	258	08.12-09.21	*
3.0 SDV6 4x4 (306DT)		Diesel	4WD	2993	202	275	10.18-09.21	*
3.0 SDV6 4x4 (306DT)		Diesel	4WD	2993	215	292	10.12-09.21	*
D300 4x4 (AJ20D6)		Diesel	4WD	2997	221	300	07.20-	*
D350 4x4 (AJ20D6)		Diesel	4WD	2997	258	351	07.20-	*
4.4 SDV8 4x4 (448DT)		Diesel	4WD	4367	230	313	08.13-09.21	*
4.4 SDV8 4x4 (448DT)		Diesel	4WD	4367	250	340	08.12-09.21	*
RANGE ROVER EVOQUE II (L551) 12.18-					SUV (Compact SUV-J Segment)			
2.0 P300 4x4 (PT204)		Gasolina	4WD	1997	221	300	07.20-	*
2.0 P200 FLEX MHEV 4x4 (PT204)		Gasol./et anol/eléc .	4WD	1997	147	200	09.20-	*
1.5 P160 MHEV (AJ20P3)		Gasol./el éc.	FWD	1498	118	160	09.20-	*
2.0 D165 MHEV 4x4 (AJ20D4)		Diesel/el éc.	4WD	1997	120	163	07.20-	*
2.0 D200 MHEV 4x4 (AJ20D4)		Diesel/el éc.	4WD	1997	150	204	07.20-	*
2.0 D165 (AJ20D4)		Diesel	FWD	1997	120	163	07.20-	*
2.0 D165 4x4 (AJ20D4)		Diesel	4WD	1997	120	163	07.20-	*
2.0 D200 4x4 (AJ20D4)		Diesel	4WD	1997	150	204	07.20-	*
RANGE ROVER SPORT (L320) 02.05-03.13					SUV (Luxury Crossover SUV-J Segment)			
5.0 4x4 (508PN)		Gasolina	4WD	4999	276	375	07.09-03.13	*
5.0 4x4 (508PS)		Gasolina	4WD	4999	372	506	04.09-03.13	*
5.0 4x4 (508PS)		Gasolina	4WD	4999	375	510	09.09-03.13	*
3.0 D 4x4 (306DT)		Diesel	4WD	2993	155	211	05.10-03.13	*
3.0 D 4x4 (306DT)		Diesel	4WD	2993	180	245	09.09-03.13	*
3.0 D 4x4 (306DT)		Diesel	4WD	2993	183	249	08.12-03.13	*
3.0 D 4x4 (306DT)		Diesel	4WD	2993	188	256	06.11-03.13	*
3.6 D 4x4 (368DT)		Diesel	4WD	3628	200	272	04.06-03.13	*
RANGE ROVER SPORT II (L494) 04.13-					SUV (Luxury Crossover SUV-J Segment)			
2.0 Si4 4x4 (PT204)		Gasolina	4WD	1997	221	300	10.17-03.22	*
3.0 SCV6 4x4 (306PS)		Gasolina	4WD	2995	250	340	04.13-12.19	*
3.0		Gasolina	FWD	2995	254	345	01.14-	*
3.0 SCV6 4x4 (306PS)		Gasolina	4WD	2995	280	380	06.15-12.18	*
5.0 SCV8 4x4 (508PS)		Gasolina	4WD	4999	375	510	04.13-12.18	*
5.0 SCV8 4x4 (508PS)		Gasolina	4WD	4999	386	525	11.17-03.22	*
5.0 SCV8 4x4 (508PS)		Gasolina	4WD	4999	405	550	01.14-12.18	*
2.0 P400e PHEV 4x4 (PT204)		Gasol./el éc.	4WD	1997	221	300	10.17-	*
2.0 P400e PHEV 4x4 (PT204)		Gasol./el éc.	4WD	1997	297	404	10.17-03.22	*
3.0 P400 MHEV 4x4 (AJ20P6)		Gasol./el éc.	4WD	2996	294	400	02.19-03.22	*
3.0 SDV6 Hybrid 4x4 (306DT)		Diesel/el éc.	4WD	2993	215	292	12.14-12.17	*

LISTA DE APLICACIONES - BUYERS GUIDE

3.0 SDV6 Hybrid 4x4 (306DT)		Diesel/el éc.	4WD	2993	250	340	10.13-03.22	*
3.0 SDV6 Hybrid 4x4 (306DT)		Diesel/el éc.	4WD	2993	260	354	06.15-12.17	*
2.0 SD4 4x4 (204DTA)		Diesel	4WD	1999	177	241	08.16-03.22	*
3.0 TDV6 4x4 (306DT)		Diesel	4WD	2993	155	211	04.13-12.18	*
3.0 SDV6 4x4 (306DT)		Diesel	4WD	2993	183	249	04.13-03.22	*
3.0 TDV6 4x4 (306DT)		Diesel	4WD	2993	190	258	04.13-03.22	*
3.0 SDV6 4x4 (306DT)		Diesel	4WD	2993	215	292	04.13-12.16	*
3.0 SDV6 4x4 (306DT)		Diesel	4WD	2993	225	306	09.14-03.22	*
4.4 SDV8 4x4 (448DT)		Diesel	4WD	4367	250	340	10.13-03.22	*