


LISTA DE APLICACIONES - BUYERS GUIDE

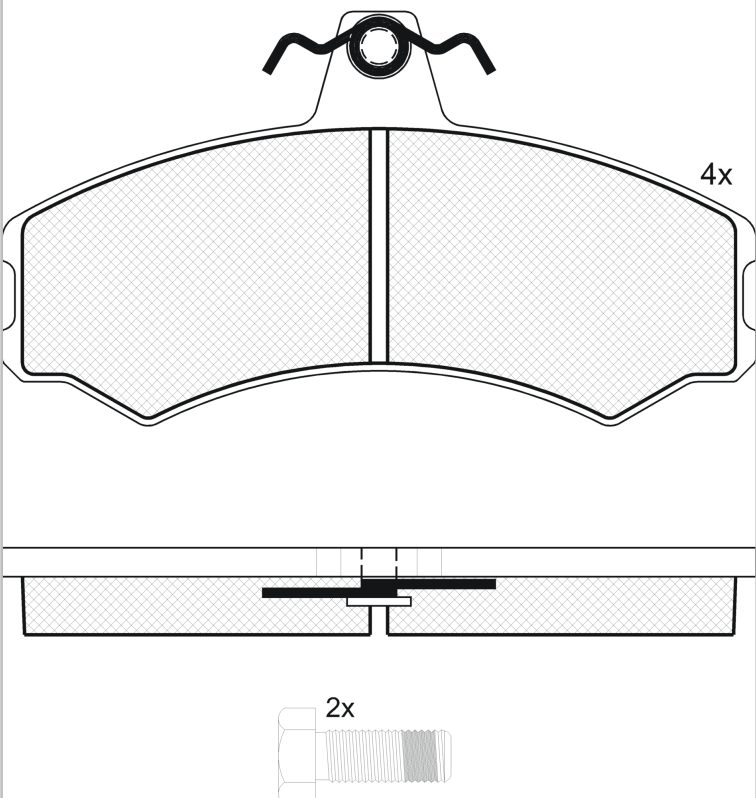
RB1890



8 424073 135933

Qty: 300 Weight: 1.350

O.E.M.	MAKE
500 02883 5	IVECO
500 02949 3	IVECO
A8500-92003	SANTANA




4x

2x

1-Ref. 690022

RB1890

E 9 90R-01111/2181



Trw

129.92x71.52x15

WVA

20741

Sin Filas



Trac.	CC	Kw	CV		
					
					Front / Rear

IVECO								
MASSIF 10.08-02.11					Caja/Chasis (LCVs-N1 Segment)			
3.0 HPI (F1CE0481F)		Diesel	4WD	2998	107	146	10.08-02.11	*
3.0 HPT (F1CE0481H)		Diesel	4WD	2998	130	176	10.08-02.11	*
MASSIF 10.08-02.11					Closed SUV (Off-Road SUV-J Segment)			
3.0 HPI (F1CE0481F)		Diesel	4WD	2998	107	146	10.08-02.11	*
3.0 HPT (F1CE0481H)		Diesel	4WD	2998	130	176	10.08-02.11	*
MASSIF 10.08-02.11					Pick-up (Pick-Up Truck)			
3.0 HPI (F1CE0481F)		Diesel	4WD	2998	107	146	10.08-02.11	*
3.0 HPT (F1CE0481H)		Diesel	4WD	2998	130	176	10.08-02.11	*
SANTANA								
PS10/ANIBAL 12.02-					Closed SUV (Off-Road SUV-J Segment)			
2.8 D 4x4 (8140.43P)		Diesel	4WD	2800	78	106	03.03-	*
2.8 D 4x4 (8140.43P)		Diesel	4WD	2800	92	125	03.03-	*
2.8 TD (8140.43P)		Diesel	RWD	2800	92	125	12.02-	*
PS10/ANIBAL 12.02-02.11					Open SUV (Off-Road SUV-J Segment)			
2.8 TD (8140.43C)		Diesel	4WD	2798	78	106	12.02-02.11	*
2.8 TD (8140.43P)		Diesel	RWD	2800	92	125	12.02-02.11	*
2.8 TD A las 4 ruedas (8140.43P)		Diesel	4WD	2800	92	125	09.04-12.08	*