

# LISTA DE APLICACIONES - BUYERS GUIDE

## RB1786

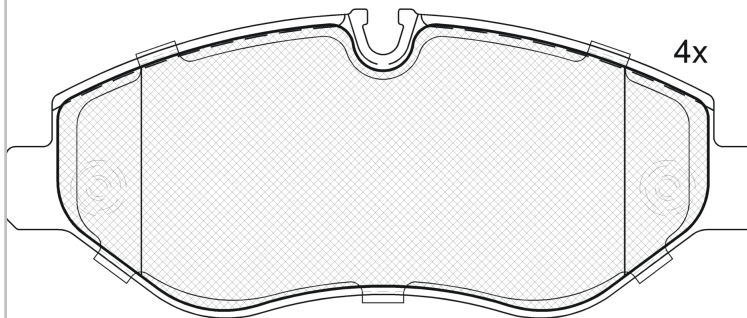


8 424073 134578

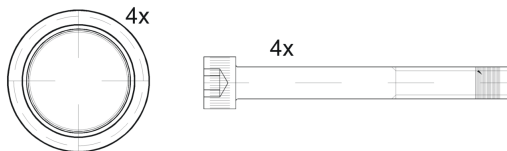
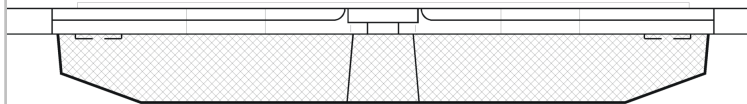
Qty: 300

Weight: 2.585

O.E.M.	MAKE
004 420 67 20	MERCEDES-BENZ
004 420 83 20	MERCEDES-BENZ
005 420 21 20	MERCEDES-BENZ
005 420 52 20	MERCEDES-BENZ
005 420 70 20	MERCEDES-BENZ
006 420 84 20	MERCEDES-BENZ
008 420 50 20	MERCEDES-BENZ
2E0 698 151	VW
2E0 698 151 B	VW
2E0 698 151 E	VW
2E0 698 151 H	VW
68006732AA	DODGE
68006732AB	DODGE
906 421 00 10	MERCEDES-BENZ
906 421 04 00	MERCEDES-BENZ
906 421 16 00	MERCEDES-BENZ
910 420 40 00	MERCEDES-BENZ
910 420 76 00	MERCEDES-BENZ
JZW 698 151 AB	VW



Loose Shims



2 - Ref. 690142 E

## RB1786



90R-01111/1674



Brembo PF 2.4

163.2x66.8x20.9

**WVA**

29192

**FMSI**

D1316-8430

D1693-8430

Sin Filas



Trac.	CC	Kw	CV
-------	----	----	----



Front / Rear

### DODGE

SPRINTER (U.S.A.) 01.03-					[CAMBIADO]:Furgón (LCVs-N1 Segment)			
2.7 2500	Diesel	RWD	2695	113	154	01.03-	*	
2.7 2500	Diesel	RWD	2695	113	154	01.03-	*	
SPRINTER 2500 (U.S.A.) 09.05-12.10					[CAMBIADO]:Furgón (LCVs-N1 Segment)			
3.5 (EG2)	Gasolina	RWD	3498	190	258	09.06-12.08	*	
3.0 D (EXM)	Diesel	RWD	2987	115	156	09.06-12.09	*	
SPRINTER 2500 (U.S.A.) 09.06-12.10					Bus (Minibus-M2-Segment)			
3.5 (EG2)	Gasolina	RWD	3498	190	258	09.06-12.08	*	
3.0 D (EXM)	Diesel	RWD	2987	115	156	09.06-12.09	*	
SPRINTER 2500 (U.S.A.) 09.05-12.07					Caja/Chasis (LCVs-N1 Segment)			
3.5	Gasolina	RWD	3498	189	257	09.06-12.08	*	
3.0 D (EXM)	Diesel	RWD	2987	115	156	09.06-12.09	*	
SPRINTER 3500 (U.S.A.) 09.06-12.10					[CAMBIADO]:Furgón (LCVs-N1 Segment)			
3.5 (EG2)	Gasolina	RWD	3498	189	257	09.06-12.08	*	
3.0 D (EXM)	Diesel	RWD	2987	115	156	09.06-12.09	*	
SPRINTER 3500 (U.S.A.) 09.06-12.10					Bus (Minibus-M2-Segment)			
3.5 (EG2)	Gasolina	RWD	3498	189	257	09.06-12.07	*	
3.0 D (EXM)	Diesel	RWD	2987	115	156	09.06-12.07	*	

### FREIGHTLINER

SPRINTER 2500 09.06-				[CAMBIADO]:Furgón (LCVs-N1 Segment)			
2.1 CDI	Diesel	RWD	2143	120	163	09.13-	*

# LISTA DE APLICACIONES - BUYERS GUIDE

2.1 CDI (OM 651.955)		Diesel	RWD	2143	120	163	09.13-	*
2.1 CDI 4WD (OM 651.955)		Diesel	4WD	2143	120	163	09.14-	*
2.1 CDI 4WD (OM 651.955)		Diesel	4WD	2143	120	163	09.14-	*
3.0 CDI (EXM)		Diesel	RWD	2987	140	190	09.13-	*
3.0 CDI		Diesel	RWD	2987	140	190	09.14-	*
3.0 CDI		Diesel	RWD	2987	140	190	09.14-	*
3.0 CDI (EXM)		Diesel	RWD	2987	140	190	09.10-	*
3.0 D		Diesel	RWD	2987	160	218	09.06-12.10	*
3.5 (EG2)		Diesel	RWD	3498	200	272	09.06-12.08	*
<b>SPRINTER 2500 (U.S.A.) 09.06-</b>					<b>Bus (Minibus-M2-Segment)</b>			
3.5 (EG2)		Gasolina	RWD	3498	200	272	09.06-12.08	*
2.1 CDI (OM 651.955)		Diesel	RWD	2143	120	163	09.13-	*
2.1 CDI 4WD (OM 651.955)		Diesel	4WD	2143	120	163	09.14-	*
3.0 CDI (EXM)		Diesel	RWD	2987	140	190	09.10-	*
3.0 CDI		Diesel	RWD	2987	140	190	09.14-	*
3.0 CDI		Diesel	RWD	2987	160	218	09.06-12.10	*
<b>SPRINTER 2500 (U.S.A.) 09.06-12.07</b>					<b>Caja/Chasis (LCVs-N1 Segment)</b>			
3.5		Gasolina	RWD	3498	200	272	09.06-12.07	*
3.0 D (EXM,OM 642.993)		Diesel	RWD	2987	135	184	09.06-12.07	*
<b>SPRINTER 3500 09.06-</b>					<b>[CAMBIADO]:Furgón (LCVs-N1 Segment)</b>			
3.5 (EG2)		Gasolina	RWD	3498	190	258	09.06-12.08	*
2.1 CDI (OM 651.955)		Diesel	RWD	2143	120	163	09.13-	*
2.1 CDI		Diesel	RWD	2143	120	163	09.13-	*
2.1 CDI 4WD (OM 651.955)		Diesel	4WD	2143	120	163	09.14-	*
2.1 CDI 4WD (OM 651.955)		Diesel	4WD	2143	120	163	09.14-	*
3.0 CDI (EXM)		Diesel	RWD	2987	140	190	09.13-	*
3.0 CDI (EXM)		Diesel	RWD	2987	140	190	09.10-	*
3.0 CDI 4WD (EXM)		Diesel	4WD	2987	140	190	09.14-	*
3.0 CDI 4WD (EXM)		Diesel	4WD	2987	140	190	09.14-	*
3.0 D		Diesel	RWD	2987	160	218	09.06-12.10	*
<b>SPRINTER 3500 (U.S.A.) 09.06-</b>					<b>Bus (Minibus-M2-Segment)</b>			
3.5 (EG2)		Gasolina	RWD	3498	200	272	09.06-12.07	*
2.1 CDI (OM 651.955)		Diesel	RWD	2143	120	163	09.13-	*
3.0 CDI (EXM, OM 642.993)		Diesel	RWD	2987	135	184	09.06-12.07	*
3.0 CDI		Diesel	RWD	2987	160	218	09.06-12.07	*
<b>SPRINTER 3500 (U.S.A.) 09.06-</b>					<b>Caja/Chasis (LCVs-N1 Segment)</b>			
3.5		Gasolina	RWD	3498	200	272	09.06-12.08	*
2.1 CDI (OM 651.955)		Diesel	RWD	2143	120	163	09.13-	*
2.1 CDI 4WD (OM 651.955)		Diesel	4WD	2143	120	163	09.14-	*
3.0 CDI (EXM)		Diesel	RWD	2987	140	190	09.10-	*
3.0 CDI 4WD (EXM)		Diesel	4WD	2987	140	190	09.14-	*
3.0 D		Diesel	RWD	2987	160	218	09.06-12.10	*
<b>MERCEDES-BENZ</b>								
<b>EQV (W447) 06.20-</b>					<b>Bus (Minibus-M2-Segment)</b>			
EQV 250 (447.813, 447.815)		Eléctrico	FWD		150	204	11.21-	*
EQV 300 (447.813, 447.815) (EM 780.701)		Eléctrico	FWD		150	204	06.20-	*
<b>MARCO POLO Camper (W447) 03.15-</b>					<b>Bus (Minibus-M2-Segment)</b>			
160 CDI (447.703) (OM 622.951)		Diesel	FWD	1598	65	88	03.15-	*

# LISTA DE APLICACIONES - BUYERS GUIDE

180 CDI (447.703) (OM 622.951)		Diesel	FWD	1598	84	114	03.15-	*
170 CDI (447.703) (OM 622.851)		Diesel	FWD	1749	75	102	06.20-	*
200 CDI (447.703) (OM 622.851)		Diesel	FWD	1749	100	136	06.20-	*
200 CDI (447.703, 447.813) (OM 654.920)		Diesel	RWD	1950	100	136	03.19-	*
200 CDI 4-matic (447.703, 447.813) (OM 654.920)		Diesel	4WD	1950	100	136	03.19-	*
220 CDI (447.703, 447.813) (OM 654.920)		Diesel	RWD	1950	120	163	03.19-	*
220 CDI 4-matic (447.703, 447.813) (OM 654.920)		Diesel	4WD	1950	120	163	03.19-	*
250 CDI (447.703, 447.813) (OM 654.920)		Diesel	RWD	1950	140	190	03.19-	*
250 CDI 4-matic (447.703, 447.813) (OM 654.920)		Diesel	4WD	1950	140	190	03.19-	*
300 CDI (447.813, 447.703) (15E4E)		Diesel	RWD	1950	174	237	01.21-	*
300 CDI 4-matic (447.813, 447.703)		Diesel	4WD	1950	174	237	01.21-	*
300 CDI (447.813, 447.703) (OM 654.920)		Diesel	RWD	1950	176	239	03.19-12.20	*
300 CDI 4-matic (447.813, 447.703) (OM 654.920)		Diesel	4WD	1950	176	239	03.19-12.20	*
200 CDI (447.703, 447.813) (OM 651.950)		Diesel	RWD	2143	100	136	03.15-	*
200 CDI 4-matic (447.703, 447.813) (OM 651.950)		Diesel	4WD	2143	100	136	03.15-	*
220 CDI (447.703, 447.813) (OM 651.950)		Diesel	RWD	2143	120	163	03.15-	*
220 CDI 4-matic (447.703, 447.813) (OM 651.950)		Diesel	4WD	2143	120	163	03.15-	*
250 CDI (447.703, 447.813) (OM 651.950)		Diesel	RWD	2143	140	190	03.15-	*
250 CDI 4-matic (447.703, 447.813) (OM 651.950)		Diesel	4WD	2143	140	190	03.15-	*
<b>SPRINTER II 3-Ton. (B906) 06.06-</b>					<b>[CAMBIADO]:Furgón (LCVs-N1 Segment)</b>			
216 (906.613) (M 271.951)		Gasolina	RWD	1796	115	156	09.08-12.18	*
224 (906.613) (M 272.979)		Gasolina	RWD	3498	190	258	06.06-12.16	*
210 CDI (906.611, 906.613) (OM 651.955)		Diesel	RWD	2143	70	95	03.09-12.16	*
211 CDI (906.611, 906.613) (OM 651.955)		Diesel	RWD	2143	84	114	04.16-12.18	*
213 CDI (906.611, 906.613) (OM 651.955)		Diesel	RWD	2143	95	129	06.06-12.16	*
213 CDI (906.611, 906.613) (OM 651.957)		Diesel	RWD	2143	95	129	06.06-12.16	*
214 CDI (906.611, 906.613) (OM 651.955)		Diesel	RWD	2143	105	143	04.16-12.18	*
216 CDI (906.611, 906.613) (OM 651.955)		Diesel	RWD	2143	120	163	03.09-12.18	*
216 CDI (906.611, 906.613) (OM 651.957)		Diesel	RWD	2143	120	163	03.09-12.18	*
209 CDI (906.611, 906.613) (OM 646.984)		Diesel	RWD	2148	65	88	06.06-12.09	*
211 CDI (906.611, 906.613) (OM 646.985)		Diesel	RWD	2148	80	109	06.06-12.09	*
213 CDI (906.611, 906.613) (OM 646.986)		Diesel	RWD	2148	95	129	06.06-12.09	*
215 CDI (906.611, 906.613) (OM 646.986)		Diesel	RWD	2148	110	150	06.06-12.09	*
215 CDI (906.611, 906.613) (OM 646.989)		Diesel	RWD	2148	110	150	06.06-12.09	*
215 CDI (906.611, 906.613) (OM 646.990)		Diesel	RWD	2148	110	150	06.06-12.09	*
218 CDI (906.611, 906.613) (OM 642.896)		Diesel	RWD	2987	135	184	06.06-12.09	*
218 CDI (906.611, 906.613) (OM 642.992)		Diesel	RWD	2987	135	184	06.06-12.09	*
219 CDI / BlueTEC (906.611, 906.613) (OM 642.896)		Diesel	RWD	2987	140	190	03.09-12.18	*
219 CDI / BlueTEC (906.611, 906.613) (OM 642.992)		Diesel	RWD	2987	140	190	03.09-12.18	*
<b>SPRINTER II 3-Ton. (B906) 06.06-</b>					<b>Bus (Minibus-M2-Segment)</b>			
216 (906.713) (M 271.951)		Gasolina	RWD	1796	115	156	03.09-12.18	*
224 (906.713) (M 272.979)		Gasolina	RWD	3498	190	258	06.06-12.13	*
210 CDI (906.711, 906.713) (OM 651.955)		Diesel	RWD	2143	70	95	03.09-12.16	*
211 CDI (906.711, 906.713) (OM 651.955)		Diesel	RWD	2143	84	114	04.16-12.18	*
213 CDI (906.711, 906.713) (OM 651.955)		Diesel	RWD	2143	95	129	06.06-12.16	*
214 CDI (906.711, 906.713) (OM 651.955)		Diesel	RWD	2143	105	143	04.16-12.18	*
216 CDI (906.711, 906.713) (OM 651.955)		Diesel	RWD	2143	120	163	06.09-12.18	*
216 CDI (906.711, 906.713) (OM 651.957)		Diesel	RWD	2143	120	163	06.09-12.18	*
209 CDI (906.711, 906.713)		Diesel	RWD	2148	65	88	04.12-12.19	*
211 CDI (906.711, 906.713) (OM 646.985)		Diesel	RWD	2148	80	109	06.06-12.09	*

# LISTA DE APLICACIONES - BUYERS GUIDE

215 CDI (906.711, 906.713) (OM 646.986)	Diesel	RWD	2148	110	150	06.06-12.09	*
215 CDI (906.711, 906.713) (OM 646.989)	Diesel	RWD	2148	110	150	06.06-12.09	*
215 CDI (906.711, 906.713) (OM 646.990)	Diesel	RWD	2148	110	150	06.06-12.09	*
218 CDI (906.711, 906.713)	Diesel	RWD	2987	135	184	04.12-12.18	*
<b>SPRINTER II 3-Ton. (B906) 06.06-</b>				<b>Caja/Chasis (LCVs-N1 Segment)</b>			
216 (906.113, 906.213) (M 271.951)	Gasolina	RWD	1796	115	156	09.08-12.18	*
224 (906.113, 906.213) (M 272.979)	Gasolina	RWD	3498	190	258	06.06-12.16	*
210 CDI (906.111, 906.113, 906.211, 906.213) (OM 651.955)	Diesel	RWD	2143	70	95	03.09-12.16	*
211 CDI (906.111, 906.113, 906.211, 906.213) (OM 651.955)	Diesel	RWD	2143	84	114	04.16-12.18	*
213 CDI (906.111, 906.113, 906.211, 906.213) (OM 651.955)	Diesel	RWD	2143	95	129	03.09-12.16	*
213 CDI (906.111, 906.113, 906.211, 906.213) (OM 651.957)	Diesel	RWD	2143	95	129	03.09-12.16	*
214 CDI (906.111, 906.113, 906.211, 906.213) (OM 651.955)	Diesel	RWD	2143	105	143	04.16-12.18	*
216 CDI (906.111, 906.113, 906.211, 906.213) (OM 651.957)	Diesel	RWD	2143	120	163	03.09-12.18	*
209 CDI (906.111, 906.113, 906.211, 906.213) (OM 646.984)	Diesel	RWD	2148	65	88	06.06-12.09	*
211 CDI (906.111, 906.113, 906.211, 906.213) (OM 646.985)	Diesel	RWD	2148	80	109	06.06-12.09	*
213 CDI (906.111, 906.113, 906.211, 906.213) (OM 646.986)	Diesel	RWD	2148	95	129	06.06-12.09	*
215 CDI (906.111, 906.113, 906.211, 906.213) (OM 646.986)	Diesel	RWD	2148	110	150	06.06-12.09	*
215 CDI (906.111, 906.113, 906.211, 906.213) (OM 646.989)	Diesel	RWD	2148	110	150	06.06-12.09	*
215 CDI (906.111, 906.113, 906.211, 906.213) (OM 646.990)	Diesel	RWD	2148	110	150	06.06-12.09	*
218 CDI (906.111, 906.113, 906.211, 906.213) (OM 642.896)	Diesel	RWD	2987	135	184	06.06-12.09	*
218 CDI (906.111, 906.113, 906.211, 906.213) (OM 642.992)	Diesel	RWD	2987	135	184	06.06-12.09	*
218 CDI (906.111, 906.113, 906.211, 906.213) (OM 642.993)	Diesel	RWD	2987	135	184	06.06-12.09	*
219 CDI / BlueTEC (906.111, 906.113, 906.211, 906.213) (OM 642.896)	Diesel	RWD	2987	140	190	03.09-12.18	*
219 CDI / BlueTEC (906.111, 906.113, 906.211, 906.213) (OM 642.992)	Diesel	RWD	2987	140	190	03.09-12.18	*
<b>SPRINTER II 3.5-Ton. (B906) 06.06-</b>				<b>[CAMBIADO]:Furgón (LCVs-N1 Segment)</b>			
316 (906.635, 906.633) (M 271.951)	Gasolina	RWD	1796	115	156	09.08-12.18	*
316 NGT	Gasolina	FWD	1796	115	156	09.08-	*
324 (906.633, 906.635, 906.637) (M 272.979)	Gasolina	RWD	3498	190	258	06.06-12.16	*
316 LGT (906.633, 906.635) (M 271.951)	Gasol./Gas (LPG)	RWD	1796	115	156	01.11-12.18	*
316 NGT (906.633, 906.635) (M 271.951)	Gasol./Gas (CNG)	RWD	1796	115	156	09.08-12.18	*
310 CDI (906.631, 906.633, 906.635, 906.637) (OM 651.955)	Diesel	RWD	2143	70	95	03.09-12.16	*
311 CDI (906.631, 906.633, 906.635, 906.637) (OM 651.955)	Diesel	RWD	2143	84	114	05.16-12.18	*
313 CDI (906.631, 906.633, 906.635, 906.637) (OM 651.940)	Diesel	RWD	2143	95	129	05.09-12.16	*
313 CDI (906.631, 906.633, 906.635, 906.637) (OM 651.955)	Diesel	RWD	2143	95	129	05.09-12.16	*
313 CDI 4x4 (906.631, 906.633, 906.635, 906.637) (OM 651.955)	Diesel	4WD	2143	95	129	03.09-12.16	*
314 CDI (906.631, 906.633, 906.635, 906.637) (OM 651.955)	Diesel	RWD	2143	105	143	05.16-12.18	*
314 CDI 4x4 (906.631, 906.633, 906.635, 906.637) (OM 651.955)	Diesel	4WD	2143	105	143	05.16-12.18	*
315 CDI (906.633, 906.637) (OM 651.955)	Diesel	RWD	2143	110	150	12.14-09.20	*

# LISTA DE APLICACIONES - BUYERS GUIDE

316 CDI (906.631, 906.633, 906.635, 906.637) (OM 651.955)	Diesel	RWD	2143	120	163	03.09-12.18	*
316 CDI (906.631, 906.633, 906.635, 906.637) (OM 651.957)	Diesel	RWD	2143	120	163	03.09-12.18	*
316 CDI 4x4 (906.631, 906.633, 906.635, 906.637) (OM 651.955)	Diesel	4WD	2143	120	163	03.09-12.18	*
316 CDI 4x4 (906.631, 906.633, 906.635, 906.637) (OM 651.957)	Diesel	4WD	2143	120	163	03.09-12.18	*
309 CDI (906.631, 906.633, 906.635, 906.637) (OM 646.984)	Diesel	RWD	2148	65	88	06.06-12.09	*
311 CDI (906.631, 906.633, 906.635, 906.637) (OM 646.985)	Diesel	RWD	2148	80	109	06.06-12.09	*
311 CDI 4x4 (906.631, 906.633, 906.635, 906.637) (OM 646.985)	Diesel	4WD	2148	80	109	02.08-12.09	*
313 CDI (906.631, 906.633, 906.635, 906.637) (OM 646.986)	Diesel	RWD	2148	95	129	06.06-12.16	*
315 CDI (906.631, 906.633, 906.635, 906.637) (OM 646.986)	Diesel	RWD	2148	110	150	06.06-12.09	*
315 CDI (906.631, 906.633, 906.635, 906.637) (OM 646.989)	Diesel	RWD	2148	110	150	06.06-12.09	*
315 CDI (906.631, 906.633, 906.635, 906.637) (OM 646.990)	Diesel	RWD	2148	110	150	06.06-12.09	*
315 CDI 4x4 (906.631, 906.633, 906.635, 906.637) (OM 646.986)	Diesel	4WD	2148	110	150	02.08-12.09	*
315 CDI 4x4 (906.631, 906.633, 906.635, 906.637) (OM 646.989)	Diesel	4WD	2148	110	150	02.08-12.09	*
315 CDI 4x4 (906.631, 906.633, 906.635, 906.637) (OM 646.990)	Diesel	4WD	2148	110	150	02.08-12.09	*
318 CDI (906.631, 906.633, 906.635, 906.637) (OM 642.896)	Diesel	RWD	2987	135	184	06.06-12.09	*
318 CDI (906.631, 906.633, 906.635, 906.637) (OM 642.986)	Diesel	RWD	2987	135	184	06.06-12.09	*
318 CDI (906.631, 906.633, 906.635, 906.637) (OM 642.992)	Diesel	RWD	2987	135	184	06.06-12.09	*
318 CDI (906.631, 906.633, 906.635, 906.637) (OM 642.993)	Diesel	RWD	2987	135	184	06.06-12.09	*
318 CDI 4x4 (906.631, 906.633, 906.635, 906.637) (OM 642.896)	Diesel	4WD	2987	135	184	02.08-12.09	*
318 CDI 4x4 (906.631, 906.633, 906.635, 906.637) (OM 642.986)	Diesel	4WD	2987	135	184	02.08-12.09	*
318 CDI 4x4 (906.631, 906.633, 906.635, 906.637) (OM 642.992)	Diesel	4WD	2987	135	184	02.08-12.09	*
318 CDI 4x4 (906.631, 906.633, 906.635, 906.637) (OM 642.993)	Diesel	4WD	2987	135	184	02.08-12.09	*
319 CDI / BlueTEC (906.631, 906.633, 906.635, 906.637) (OM 642.896)	Diesel	RWD	2987	140	190	03.09-12.18	*
319 CDI / BlueTEC (906.631, 906.633, 906.635, 906.637) (OM 642.898)	Diesel	RWD	2987	140	190	03.09-12.18	*
319 CDI / BlueTEC (906.631, 906.633, 906.635, 906.637) (OM 642.986)	Diesel	RWD	2987	140	190	03.09-12.18	*
319 CDI / BlueTEC (906.631, 906.633, 906.635, 906.637) (OM 642.992)	Diesel	RWD	2987	140	190	03.09-12.18	*
319 CDI / BlueTEC 4x4 (906.731, 906.733, 906.735) (OM 642.896)	Diesel	4WD	2987	140	190	03.09-12.18	*
319 CDI / BlueTEC 4x4 (906.731, 906.733, 906.735) (OM 642.898)	Diesel	4WD	2987	140	190	03.09-12.18	*
319 CDI / BlueTEC 4x4 (906.731, 906.733, 906.735) (OM 642.986)	Diesel	4WD	2987	140	190	03.09-12.18	*
319 CDI / BlueTEC 4x4 (906.731, 906.733, 906.735) (OM 642.992)	Diesel	4WD	2987	140	190	03.09-12.18	*
<b>SPRINTER II 3.5-Ton. (B906) 06.06-</b>				<b>Bus (Minibus-M2-Segment)</b>			
316 (906.733, 906.735) (M 271.951)	Gasolina	RWD	1796	115	156	09.08-12.18	*
324 (906.733, 906.735) (M 272.979)	Gasolina	RWD	3498	190	258	06.06-12.16	*
316 LGT (M 271.951)	Gasol./Gas (LPG)	RWD	1796	115	156	09.08-12.18	*
316 NGT (906.733) (M 271.951)	Gasol./Gas (CNG)	RWD	1796	115	156	03.09-12.18	*

# LISTA DE APLICACIONES - BUYERS GUIDE

316 NGT (906.733, 906.735)	Gasol./Gas (CNG)	RWD	1796	115	156	09.08-	*
310 CDI (906.731, 906.733, 906.735) (OM 651.955)	Diesel	RWD	2143	70	95	03.09-12.16	*
310 CDI (906.731, 906.733, 906.735) (OM 651.956)	Diesel	RWD	2143	70	95	03.09-12.16	*
311 CDI (906.731, 906.733, 906.735) (OM 651.955)	Diesel	RWD	2143	84	114	05.16-12.18	*
313 CDI (906.731, 906.733, 906.735) (OM 651.955)	Diesel	RWD	2143	95	129	08.11-12.16	*
313 CDI 4x4 (906.731, 906.733, 906.735) (OM 651.955)	Diesel	4WD	2143	95	129	08.11-12.16	*
314 CDI (906.731, 906.733, 906.735) (OM 651.955)	Diesel	RWD	2143	105	143	05.16-12.18	*
314 CDI 4x4 (906.731, 906.733, 906.735) (OM 651.955)	Diesel	4WD	2143	105	143	05.16-12.18	*
315 CDI (906.733) (OM 651.957)	Diesel	RWD	2143	110	150	06.13-09.20	*
315 CDI 4x4 (906.735) (OM 651.957)	Diesel	4WD	2143	110	150	06.13-	*
316 CDI (906.731, 906.733, 906.735) (OM 651.955)	Diesel	RWD	2143	120	163	08.11-12.18	*
316 CDI (906.731, 906.733, 906.735) (OM 651.957)	Diesel	RWD	2143	120	163	08.11-12.18	*
316 CDI 4x4 (906.731, 906.733, 906.735) (OM 651.955)	Diesel	4WD	2143	120	163	08.11-12.18	*
316 CDI 4x4 (906.731, 906.733, 906.735) (OM 651.957)	Diesel	4WD	2143	120	163	08.11-12.18	*
309 CDI (906.731, 906.733, 906.735)	Diesel	RWD	2148	65	88	04.12-12.19	*
311 CDI (906.731, 906.733, 906.735) (OM 646.985)	Diesel	RWD	2148	80	109	06.06-12.09	*
311 CDI 4x4 (906.731, 906.733, 906.735) (OM 646.985)	Diesel	4WD	2148	80	109	02.08-12.09	*
315 CDI (906.731, 906.733, 906.735) (OM 646.986)	Diesel	RWD	2148	110	150	06.06-12.09	*
315 CDI (906.731, 906.733, 906.735) (OM 646.989)	Diesel	RWD	2148	110	150	06.06-12.09	*
315 CDI (906.731, 906.733, 906.735) (OM 646.990)	Diesel	RWD	2148	110	150	06.06-12.09	*
315 CDI 4x4 (906.731, 906.733, 906.735) (OM 646.986)	Diesel	4WD	2148	110	150	02.08-12.09	*
315 CDI 4x4 (906.731, 906.733, 906.735) (OM 646.989)	Diesel	4WD	2148	110	150	02.08-12.09	*
315 CDI 4x4 (906.731, 906.733, 906.735) (OM 646.990)	Diesel	4WD	2148	110	150	02.08-12.09	*
318 CDI (906.731, 906.733, 906.735) (OM 642.896)	Diesel	RWD	2987	135	184	02.08-12.09	*
318 CDI (906.731, 906.733, 906.735) (OM 642.986)	Diesel	RWD	2987	135	184	02.08-12.09	*
318 CDI (906.731, 906.733, 906.735) (OM 642.992)	Diesel	RWD	2987	135	184	02.08-12.09	*
318 CDI (906.731, 906.733, 906.735) (OM 642.993)	Diesel	RWD	2987	135	184	02.08-12.09	*
318 CDI 4x4 (906.731, 906.733, 906.735) (OM 642.896)	Diesel	4WD	2987	135	184	02.08-12.09	*
318 CDI 4x4 (906.731, 906.733, 906.735) (OM 642.986)	Diesel	4WD	2987	135	184	02.08-12.09	*
318 CDI 4x4 (906.731, 906.733, 906.735) (OM 642.992)	Diesel	4WD	2987	135	184	02.08-12.09	*
318 CDI 4x4 (906.731, 906.733, 906.735) (OM 642.993)	Diesel	4WD	2987	135	184	02.08-12.09	*
319 CDI / BlueTEC (906.731, 906.733, 906.735) (OM 642.896)	Diesel	RWD	2987	140	190	03.09-12.18	*
319 CDI / BlueTEC (906.731, 906.733, 906.735) (OM 642.898)	Diesel	RWD	2987	140	190	03.09-12.18	*
319 CDI / BlueTEC (906.731, 906.733, 906.735) (OM 642.986)	Diesel	RWD	2987	140	190	03.09-12.18	*
319 CDI / BlueTEC (906.731, 906.733, 906.735) (OM 642.992)	Diesel	RWD	2987	140	190	03.09-12.18	*
319 CDI / BlueTEC 4x4 (906.731, 906.733, 906.735) (OM 642.896)	Diesel	4WD	2987	140	190	03.09-12.18	*
319 CDI / BlueTEC 4x4 (906.731, 906.733, 906.735) (OM 642.898)	Diesel	4WD	2987	140	190	03.09-12.18	*
319 CDI / BlueTEC 4x4 (906.731, 906.733, 906.735) (OM 642.986)	Diesel	4WD	2987	140	190	03.09-12.18	*
319 CDI / BlueTEC 4x4 (906.731, 906.733, 906.735) (OM 642.992)	Diesel	4WD	2987	140	190	03.09-12.18	*
<b>SPRINTER II 3.5-Ton. (B906) 06.06-</b>				<b>Caja/Chasis (LCVs-N1 Segment)</b>			
316 (906.133, 906.135, 906.233, 906.235) (M 271.951)	Gasolina	RWD	1796	115	156	09.08-12.18	*

# LISTA DE APLICACIONES - BUYERS GUIDE

316 NGT (906.133, 906.135, 906.233, 906.235)	Gasolina	FWD	1796	115	156	09.08-	*
324 (906.133, 906.135, 906.233, 906.235, 906.132,... (M 272.979)	Gasolina	RWD	3498	190	258	06.06-12.16	*
316 LGT (906.133, 906.135, 906.233, 906.235) (M 271.951)	Gasol./Gas (LPG)	RWD	1796	115	156	01.11-12.18	*
316 NGT (906.133, 906.135, 906.233, 906.235) (M 271.951)	Gasol./Gas (CNG)	RWD	1796	115	156	09.08-12.18	*
310 CDI (906.131, 906.133, 906.135, 906.231, 906.233,... (OM 651.955)	Diesel	RWD	2143	70	95	03.09-12.16	*
311 CDI (906.131, 906.133, 906.135, 906.231, 906.233,... (OM 651.955)	Diesel	RWD	2143	84	114	05.16-12.18	*
311 CDI (906.133)	Diesel	RWD	2143	84	114	05.16-	*
313 CDI (906.131, 906.133, 906.135, 906.231, 906.233,... (OM 651.955)	Diesel	RWD	2143	95	129	06.06-12.16	*
313 CDI (906.131, 906.133, 906.135, 906.231, 906.233,... (OM 651.956)	Diesel	RWD	2143	95	129	06.06-12.16	*
313 CDI 4x4 (906.131, 906.133, 906.135, 906.231, 906.233,... (OM 651.955)	Diesel	4WD	2143	95	129	06.06-12.16	*
314 CDI (906.131, 906.133, 906.135, 906.231, 906.233,... (OM 651.955)	Diesel	RWD	2143	105	143	04.16-12.18	*
314 CDI 4x4 (906.131, 906.133, 906.135, 906.231, 906.233,... (OM 651.955)	Diesel	4WD	2143	105	143	05.16-12.18	*
316 CDI (906.131, 906.133, 906.135, 906.231, 906.233,... (OM 651.955)	Diesel	RWD	2143	120	163	03.09-12.18	*
316 CDI (906.131, 906.133, 906.135, 906.231, 906.233,... (OM 651.957)	Diesel	RWD	2143	120	163	03.09-12.18	*
316 CDI 4x4 (906.131, 906.133, 906.135, 906.231, 906.233,... (OM 651.955)	Diesel	4WD	2143	120	163	03.09-12.18	*
316 CDI 4x4 (906.131, 906.133, 906.135, 906.231, 906.233,... (OM 651.957)	Diesel	4WD	2143	120	163	03.09-12.18	*
309 CDI (906.131, 906.133, 906.135, 906.231, 906.233,... (OM 646.984)	Diesel	RWD	2148	65	88	06.06-12.09	*
311 CDI (906.131, 906.133, 906.135, 906.231, 906.233,... (OM 646.985)	Diesel	RWD	2148	80	109	06.06-12.09	*
311 CDI 4x4 (906.131, 906.133, 906.135, 906.231, 906.233,... (OM 646.985)	Diesel	4WD	2148	80	109	02.08-12.09	*
313 CDI (906.131, 906.133, 906.135, 906.231, 906.233,... (OM 646.986)	Diesel	RWD	2148	95	129	06.06-05.16	*
315 CDI (906.131, 906.133, 906.135, 906.231, 906.233,... (OM 646.986)	Diesel	RWD	2148	110	150	06.06-12.09	*
315 CDI (906.131, 906.133, 906.135, 906.231, 906.233,... (OM 646.989)	Diesel	RWD	2148	110	150	06.06-12.09	*
315 CDI (906.131, 906.133, 906.135, 906.231, 906.233,... (OM 646.990)	Diesel	RWD	2148	110	150	06.06-12.09	*
315 CDI 4x4 (906.131, 906.133, 906.135, 906.231, 906.233,... (OM 646.986)	Diesel	4WD	2148	110	150	02.08-12.09	*
315 CDI 4x4 (906.131, 906.133, 906.135, 906.231, 906.233,... (OM 646.989)	Diesel	4WD	2148	110	150	02.08-12.09	*
315 CDI 4x4 (906.131, 906.133, 906.135, 906.231, 906.233,... (OM 646.990)	Diesel	4WD	2148	110	150	02.08-12.09	*
311 CDI	Diesel	RWD	2150	85	116	06.11-	*
318 CDI (906.131, 906.133, 906.135, 906.231, 906.233,... (OM 642.896)	Diesel	RWD	2987	135	184	06.06-12.09	*
318 CDI (906.131, 906.133, 906.135, 906.231, 906.233,... (OM 642.992)	Diesel	RWD	2987	135	184	06.06-12.09	*
318 CDI (906.131, 906.133, 906.135, 906.231, 906.233,... (OM 642.993)	Diesel	RWD	2987	135	184	06.06-12.09	*
318 CDI 4x4 (906.131, 906.133, 906.135, 906.231, 906.233,... (OM 642.896)	Diesel	4WD	2987	135	184	02.08-12.09	*
318 CDI 4x4 (906.131, 906.133, 906.135, 906.231, 906.233,... (OM 642.992)	Diesel	4WD	2987	135	184	02.08-12.09	*
318 CDI 4x4 (906.131, 906.133, 906.135, 906.231, 906.233,... (OM 642.993)	Diesel	4WD	2987	135	184	02.08-12.09	*
319 CDI / BlueTEC (906.131, 906.133, 906.135, 906.231,... (OM 642.896)	Diesel	RWD	2987	140	190	03.09-12.18	*
319 CDI / BlueTEC (906.131, 906.133, 906.135, 906.231,... (OM 642.898)	Diesel	RWD	2987	140	190	03.09-12.18	*
319 CDI / BlueTEC (906.131, 906.133, 906.135, 906.231,... (OM 642.992)	Diesel	RWD	2987	140	190	03.09-12.18	*

# LISTA DE APLICACIONES - BUYERS GUIDE

319 CDI / BlueTEC 4x4 (906.731, 906.733, 906.735) (OM 642.896)	Diesel	4WD	2987	140	190	03.09-12.18	*
319 CDI / BlueTEC 4x4 (906.731, 906.733, 906.735) (OM 642.898)	Diesel	4WD	2987	140	190	03.09-12.18	*
319 CDI / BlueTEC 4x4 (906.731, 906.733, 906.735) (OM 642.992)	Diesel	4WD	2987	140	190	03.09-12.18	*
<b>SPRINTER II 4,6-Ton. (B906) 06.06-</b>				<b>[CAMBIADO]:Furgón (LCVs-N1 Segment)</b>			
413 CDI (906.653, 906.655, 906.657) (OM 651.955)	Diesel	RWD	2143	95	129	06.06-12.16	*
413 CDI (906.653, 906.655, 906.657) (OM 651.956)	Diesel	RWD	2143	95	129	06.06-12.16	*
414 CDI (906.653, 906.655, 906.657) (OM 651.955)	Diesel	RWD	2143	105	143	05.16-12.18	*
414 CDI 4x4 (906.653, 906.655, 906.657) (OM 651.955)	Diesel	4WD	2143	105	143	05.16-12.18	*
416 CDI (906.653, 906.655, 906.657, 906.633, 906.635,... (OM 651.955)	Diesel	RWD	2143	120	163	03.09-12.18	*
416 CDI (906.653, 906.655, 906.657, 906.633, 906.635,... (OM 651.957)	Diesel	RWD	2143	120	163	03.09-12.18	*
416 CDI 4x4 (906.655, 906.657) (OM 651.955)	Diesel	4WD	2143	120	163	11.13-12.18	*
416 CDI 4x4 (906.655, 906.657) (OM 651.957)	Diesel	4WD	2143	120	163	11.13-12.18	*
419 CDI (906.653, 906.655, 906.657) (OM 642.896)	Diesel	RWD	2987	140	190	03.09-12.18	*
419 CDI (906.653, 906.655, 906.657) (OM 642.992)	Diesel	RWD	2987	140	190	03.09-12.18	*
<b>SPRINTER II 4,6-Ton. (B906) 06.06-</b>				<b>Caja/Chasis (LCVs-N1 Segment)</b>			
413 CDI (906.153, 906.155, 906.253, 906.255) (OM 651.955)	Diesel	RWD	2143	95	129	06.06-12.16	*
414 CDI (906.153, 906.155, 906.253, 906.255)	Diesel	RWD	2143	105	143	05.16-12.18	*
419 CDI (906.153, 906.155, 906.253, 906.255) (OM 642.896)	Diesel	RWD	2987	140	190	03.09-12.18	*
419 CDI (906.153, 906.155, 906.253, 906.255) (OM 642.898)	Diesel	RWD	2987	140	190	03.09-12.18	*
419 CDI (906.153, 906.155, 906.253, 906.255) (OM 642.986)	Diesel	RWD	2987	140	190	03.09-12.18	*
419 CDI (906.153, 906.155, 906.253, 906.255) (OM 642.992)	Diesel	RWD	2987	140	190	03.09-12.18	*
<b>SPRINTER II 5-Ton. (B906) 06.06-</b>				<b>[CAMBIADO]:Furgón (LCVs-N1 Segment)</b>			
516 (M 271.951)	Gasolina	RWD	1796	115	156	03.09-12.18	*
513 CDI (906.653, 906.655, 906.657) (OM 651.955)	Diesel	RWD	2143	95	129	06.06-12.16	*
513 CDI (906.653, 906.655, 906.657) (OM 651.957)	Diesel	RWD	2143	95	129	06.06-12.16	*
513 CDI 4x4 (906.653, 906.655, 906.657) (OM 651.955)	Diesel	4WD	2143	95	129	03.09-12.16	*
513 CDI 4x4 (906.653, 906.655, 906.657) (OM 651.957)	Diesel	4WD	2143	95	129	03.09-12.16	*
516 CDI (906.653, 906.655, 906.657) (OM 651.955)	Diesel	RWD	2143	120	163	03.09-12.18	*
516 CDI (906.653, 906.655, 906.657) (OM 651.957)	Diesel	RWD	2143	120	163	03.09-12.18	*
519 CDI / BlueTEC (906.653, 906.655, 906.657) (OM 642.896)	Diesel	RWD	2987	140	190	03.09-12.18	*
519 CDI / BlueTEC (906.653, 906.655, 906.657) (OM 642.898)	Diesel	RWD	2987	140	190	03.09-12.18	*
519 CDI / BlueTEC (906.653, 906.655, 906.657) (OM 642.986)	Diesel	RWD	2987	140	190	03.09-12.18	*
519 CDI / BlueTEC (906.653, 906.655, 906.657) (OM 642.992)	Diesel	RWD	2987	140	190	03.09-12.18	*
<b>SPRINTER II 5-Ton. (B906) 06.06-</b>				<b>Bus (Minibus-M2-Segment)</b>			
513 CDI (906.655, 906.657) (OM 651.955)	Diesel	RWD	2143	95	129	03.09-12.16	*
516 CDI (906.655, 906.657) (OM 651.955)	Diesel	RWD	2143	120	163	03.09-12.18	*
519 CDI (906.655, 906.657) (OM 642.896)	Diesel	RWD	2987	140	190	03.09-12.18	*
<b>SPRINTER II 5-Ton. (B906) 06.06-</b>				<b>Caja/Chasis (LCVs-N1 Segment)</b>			
510 CDI (906.153, 906.155, 906.253, 906.255) (OM 651.955)	Diesel	RWD	2143	70	95	03.09-12.16	*
513 CDI (906.155, 906.253, 906.255, 906.153) (OM 651.955)	Diesel	RWD	2143	95	129	06.06-12.16	*



# LISTA DE APLICACIONES - BUYERS GUIDE

513 CDI (906.155, 906.253, 906.255, 906.153) (OM 651.957)	Diesel	RWD	2143	95	129	06.06-12.16	*
519 CDI / BlueTEC (906.153, 906.155, 906.253, 906.255) (OM 642.896)	Diesel	RWD	2987	140	190	03.09-12.18	*
519 CDI / BlueTEC (906.153, 906.155, 906.253, 906.255) (OM 642.898)	Diesel	RWD	2987	140	190	03.09-12.18	*
519 CDI / BlueTEC (906.153, 906.155, 906.253, 906.255) (OM 642.986)	Diesel	RWD	2987	140	190	03.09-12.18	*
519 CDI / BlueTEC (906.153, 906.155, 906.253, 906.255) (OM 642.992)	Diesel	RWD	2987	140	190	03.09-12.18	*
<b>SPRINTER III 3-Ton. (B910) 02.18-</b>				<b>[CAMBIADO]:Furgón (LCVs-N1 Segment)</b>			
211 CDI (910.621, 910.623)	Diesel	FWD	1950	84	114	10.21-05.25	*
215 CDI (910.621, 910.623)	Diesel	FWD	1950	110	150	10.21-05.25	*
211 CDI (910.621, 910.623) (OM 651.950)	Diesel	FWD	2143	84	114	02.18-12.21	*
211 CDI (910.621, 910.623) (OM 651.958)	Diesel	FWD	2143	84	114	02.18-12.21	*
214 CDI (910.621, 910.623) (OM 651.950)	Diesel	FWD	2143	105	143	02.18-12.21	*
214 CDI (910.621, 910.623) (OM 651.958)	Diesel	FWD	2143	105	143	02.18-12.21	*
<b>SPRINTER III 3-Ton. (B910, B907) 02.18-</b>				<b>Caja/Chasis (LCVs-N1 Segment)</b>			
211 CDI (910.121, 910.123)	Diesel	FWD	1950	84	114	10.21-	*
211 CDI RWD (907.221, 907.223, 907.123) (OM 654.920)	Diesel	RWD	1950	84	114	06.20-	*
215 CDI (910.121, 910.123)	Diesel	FWD	1950	110	150	10.21-	*
215 CDI RWD (907.221, 907.223) (OM 654.920)	Diesel	RWD	1950	110	150	06.20-	*
217 CDI RWD (907.221, 907.223) (OM 654.920)	Diesel	RWD	1950	125	170	06.20-	*
211 CDI (910.121, 910.123) (OM 651.950)	Diesel	FWD	2143	84	114	02.18-12.21	*
211 CDI RWD (907.221, 907.223, 907.123) (OM 651.958)	Diesel	RWD	2143	84	114	02.18-12.21	*
214 CDI (910.121, 910.123) (OM 651.950)	Diesel	FWD	2143	105	143	02.18-12.21	*
214 CDI (910.121, 910.123) (OM 651.958)	Diesel	FWD	2143	105	143	02.18-12.21	*
214 CDI RWD (907.221, 907.223) (OM 651.958)	Diesel	RWD	2143	105	143	02.18-12.21	*
216 CDI RWD (907.221, 907.223) (OM 651.958)	Diesel	RWD	2143	120	163	02.18-12.21	*
<b>SPRINTER III 3-Ton. Tourer (B907) 02.18-</b>				<b>Bus (Minibus-M2-Segment)</b>			
211 CDI (907.721, 907.723)	Diesel	RWD	1950	84	114	10.21-	*
215 CDI (907.721, 907.723)	Diesel	RWD	1950	110	150	10.21-	*
217 CDI (907.721, 907.723)	Diesel	RWD	1950	125	170	10.21-	*
211 CDI (907.721, 907.723)	Diesel	RWD	2143	84	114	02.18-12.21	*
214 CDi (907.721, 907.723)	Diesel	RWD	2143	105	143	02.18-12.21	*
216 CDi (907.721, 907.723)	Diesel	RWD	2143	120	163	02.18-12.21	*
<b>SPRINTER III 3,5-Ton. (B907, B910) 02.18-</b>				<b>[CAMBIADO]:Furgón (LCVs-N1 Segment)</b>			
eSPRINTER (910.633) (EM 780.703)	Eléctrico	FWD		85	116	02.20-12.23	*
eSPRINTER RWD (907.633, 907.635) (780.681)	Eléctrico	RWD		100	136	11.23-	*
eSPRINTER RWD (907.633, 907.635)	Eléctrico	RWD		150	204	11.23-	*
311 CDI (910.631, 910.633)	Diesel	FWD	1950	84	114	10.21-05.25	*
311 CDI RWD (907.631, 907.633, 907.635, 907.637) (OM 654.920)	Diesel	RWD	1950	84	114	06.20-	*
314 CDI RWD (907.131,907.133,907.135) (OM 654.920)	Diesel	RWD	1950	105	143	12.23-	*
315 CDI (910.631, 910.633)	Diesel	FWD	1950	110	150	10.21-05.25	*
315 CDI RWD (907.631, 907.633, 907.635, 907.637) (OM 654.920)	Diesel	RWD	1950	110	150	06.20-	*
317 CDI (910.633)	Diesel	FWD	1950	125	170	03.22-05.25	*
317 CDI RWD (907.631, 907.633, 907.635, 907.637) (OM 654.920)	Diesel	RWD	1950	125	170	06.20-	*
319 CDI A las 4 ruedas (907.733)	Diesel	4WD	1950	140	190	10.21-	*
319 CDI RWD (907.633, 907.635, 907.637)	Diesel	RWD	1950	140	190	10.21-	*
311 CDI (910.631, 910.633) (OM 651.950)	Diesel	FWD	2143	84	114	02.18-12.21	*

# LISTA DE APLICACIONES - BUYERS GUIDE

311 CDI (910.631, 910.633) (OM 651.958)	Diesel	FWD	2143	84	114	02.18-12.21	*
311 CDI RWD (907.633, 907.635, 907.631, 907.637) (OM 651.958)	Diesel	RWD	2143	84	114	02.18-12.21	*
314 CDI (910.631, 910.633) (OM 651.950)	Diesel	FWD	2143	105	143	02.18-12.21	*
314 CDI (910.631, 910.633) (OM 651.958)	Diesel	FWD	2143	105	143	02.18-12.21	*
314 CDI A las 4 ruedas (907.733) (OM 651.958)	Diesel	4WD	2143	105	143	01.19-12.21	*
314 CDI RWD (907.631, 907.633, 907.635, 907.637) (OM 651.958)	Diesel	RWD	2143	105	143	02.18-12.21	*
316 CDI A las 4 ruedas (907.733) (OM 651.958)	Diesel	4WD	2143	120	163	01.19-12.21	*
316 CDI RWD (907.631, 907.633, 907.635, 907.637) (OM 651.958)	Diesel	RWD	2143	120	163	02.18-12.21	*
319 CDI A las 4 ruedas (907.733) (OM 642.899)	Diesel	4WD	2987	140	190	01.19-12.21	*
319 CDI RWD (907.633, 907.635, 907.637) (OM 642.899)	Diesel	RWD	2987	140	190	02.18-12.21	*
<b>SPRINTER III 3,5-Ton. (B907, B910) 02.18-</b>				<b>Caja/Chasis (LCVs-N1 Segment)</b>			
311 CDI (910.131, 910.133)	Diesel	FWD	1950	84	114	10.21-	*
311 CDI RWD (907.131, 907.133, 907.135, 907.231, 907.233... (OM 654.920)	Diesel	RWD	1950	84	114	06.20-	*
314 CDI RWD (907.131,907.133,907.135)	Diesel	RWD	1950	105	143	12.23-	*
315 CDI (910.030)	Diesel	FWD	1950	110	150	06.20-	*
315 CDI (910.131, 910.133)	Diesel	FWD	1950	110	150	10.21-	*
315 CDI RWD (907.131, 907.133, 907.135, 907.231, 907.233... (OM 654.920)	Diesel	RWD	1950	110	150	06.20-	*
317 CDI (910.030)	Diesel	FWD	1950	125	170	06.20-	*
317 CDI (910.133) (OM 654.920)	Diesel	FWD	1950	125	170	02.24-	*
317 CDI RWD (907.131, 907.133, 907.135, 907.231, 907.233... (OM 654.920)	Diesel	RWD	1950	125	170	06.20-	*
319 CDI A las 4 ruedas (907.733)	Diesel	4WD	1950	140	190	10.21-	*
319 CDI RWD (907.133, 907.135, 907.233, 907.235)	Diesel	RWD	1950	140	190	10.21-	*
311 CDI (910.131, 910.133) (OM 651.950)	Diesel	FWD	2143	84	114	02.18-12.21	*
311 CDI (910.131, 910.133) (OM 651.958)	Diesel	FWD	2143	84	114	02.18-12.21	*
311 CDI RWD (907.131, 907.133, 907.135, 907.231, 907.233... (OM 651.958)	Diesel	RWD	2143	84	114	02.18-12.21	*
314 CDI (910.131, 910.133, 910.030) (OM 651.950)	Diesel	FWD	2143	105	143	02.18-12.21	*
314 CDI (910.131, 910.133, 910.030) (OM 651.958)	Diesel	FWD	2143	105	143	02.18-12.21	*
314 CDI A las 4 ruedas (907.733) (OM 651.958)	Diesel	4WD	2143	105	143	01.19-12.21	*
314 CDI RWD (907.131,907.133,907.135) (OM 651.958)	Diesel	RWD	2143	105	143	02.18-12.21	*
316 CDI A las 4 ruedas (907.733) (OM 651.958)	Diesel	4WD	2143	120	163	01.19-12.21	*
316 CDI RWD (907.131, 907.133, 907.135, 907.231, 907.233... (OM 651.958)	Diesel	RWD	2143	120	163	02.18-12.21	*
317 CDI (910.030)	Diesel	FWD	2143	125	170	02.18-12.21	*
318 CDI (910.030)	Diesel	FWD	2143	130	177	02.18-12.21	*
319 CDI A las 4 ruedas (907.733) (OM 642.899)	Diesel	4WD	2987	140	190	01.19-12.21	*
319 CDI RWD (907.133, 907.135, 907.233, 907.235) (OM 642.899)	Diesel	RWD	2987	140	190	02.18-12.21	*
<b>SPRINTER III 3,5-Ton. Tourer (B907) 02.18-</b>				<b>Bus (Minibus-M2-Segment)</b>			
311 CDI (907.731, 907.733, 907.735)	Diesel	RWD	1950	84	114	10.21-	*
315 CDI (907.731, 907.733, 907.735)	Diesel	RWD	1950	110	150	10.21-	*
317 CDI (907.731, 907.733, 907.735)	Diesel	RWD	1950	125	170	10.21-	*
319 CDI (907.733, 907.735)	Diesel	RWD	1950	140	190	10.21-	*
319 CDI A las 4 ruedas (907.733)	Diesel	4WD	1950	140	190	10.21-	*
311 CDI (907.731, 907.733, 907.735) (OM 651.958)	Diesel	RWD	2143	84	114	02.18-12.21	*
314 CDI (907.731, 907.733, 907.735) (OM 651.958)	Diesel	RWD	2143	105	143	02.18-12.21	*
314 CDI A las 4 ruedas (907.733) (OM 651.958)	Diesel	4WD	2143	105	143	01.19-12.21	*
316 CDI (907.731, 907.733, 907.735) (OM 651.958)	Diesel	RWD	2143	120	163	02.18-12.21	*
316 CDI A las 4 ruedas (907.733) (OM 651.958)	Diesel	4WD	2143	120	163	01.19-12.21	*

# LISTA DE APLICACIONES - BUYERS GUIDE

319 CDI (907.733, 907.735) (OM 642.899)	Diesel	RWD	2987	140	190	02.18-12.21	*
319 CDI A las 4 ruedas (907.733) (OM 642.899)	Diesel	4WD	2987	140	190	01.19-12.21	*
<b>SPRINTER III 4-Ton. (B907, B910) 02.18-</b>				<b>[CAMBIADO]:Furgón (LCVs-N1 Segment)</b>			
417 CDI RWD (907.641, 907.643, 907.645, 907.647) (OM 654.920)	Diesel	RWD	1950	125	170	06.20-	*
<b>SPRINTER III 4-Ton. (B907, B910) 02.18-</b>				<b>Caja/Chasis (LCVs-N1 Segment)</b>			
411 CDI (910.143, 910.141)	Diesel	FWD	2143	84	114	02.18-12.21	*
<b>SPRINTER III 4-Ton. Tourer (B907) 02.18-</b>				<b>Bus (Minibus-M2-Segment)</b>			
417 CDI (907.743, 907.745, 907.843, 907.741) (OM 654.920)	Diesel	RWD	1950	125	170	01.22-	*
411 CDI (907.741, 907.743, 907.745)	Diesel	RWD	2143	84	114	02.18-12.21	*
414 CDI (907.741, 907.743, 907.745)	Diesel	RWD	2143	105	143	09.19-12.21	*
419 CDI (907.743, 907.745)	Diesel	RWD	2987	140	190	02.18-12.21	*
<b>V-Class III (W447) 03.14-</b>				<b>Bus (Minibus-M2-Segment)</b>			
V 250 (447.813, 447.815) (M 274.920)	Gasolina	RWD	1991	155	211	03.14-	*
V 220 CDI / d (447.811, 447.813, 447.815) (OM 654.920)	Diesel	RWD	1950	120	163	03.19-	*
V 220 CDI / d 4-matic (447.811, 447.813, 447.815) (OM 654.920)	Diesel	4WD	1950	120	163	03.19-	*
V 250 CDI / d (447.811, 447.813, 447.815) (OM 654.920)	Diesel	RWD	1950	140	190	03.19-	*
V 250 CDI / d 4-matic (447.811, 447.813) (OM 654.920)	Diesel	4WD	1950	140	190	03.19-	*
V 300 CDI / d (447.811, 447.813, 447.815)	Diesel	RWD	1950	174	237	01.21-	*
V 300 CDI / d 4-matic (447.811, 447.813)	Diesel	4WD	1950	174	237	01.21-	*
V 300 CDI / d (447.811, 447.813, 447.815) (OM 654.920)	Diesel	RWD	1950	176	239	03.19-12.20	*
V 300 CDI / d 4-matic (447.811, 447.813) (OM 654.920)	Diesel	4WD	1950	176	239	03.19-12.20	*
V 200 CDI / d (447.811, 447.813, 447.815) (OM 651.950)	Diesel	RWD	2143	100	136	03.14-	*
V 200 CDI / d 4-matic (447.811, 447.813, 447.815) (OM 651.950)	Diesel	4WD	2143	100	136	04.15-	*
V 220 CDI / d (447.811, 447.813, 447.815) (OM 651.950)	Diesel	RWD	2143	120	163	03.14-	*
V 220 CDI / d 4-matic (447.811, 447.813, 447.815) (OM 651.950)	Diesel	4WD	2143	120	163	03.15-	*
V 250 BlueTEC / d (447.811, 447.813, 447.815) (OM 651.950)	Diesel	RWD	2143	140	190	03.14-	*
V 250 BlueTEC / d 4-matic (447.811, 447.813, 447.815) (OM 651.950)	Diesel	4WD	2143	140	190	12.14-	*
<b>VIANO II (W639) 09.03-</b>				<b>Bus (Minibus-M2-Segment)</b>			
3.2 (639.711, 639.811, 639.813) (M 112.951)	Gasolina	RWD	3199	140	190	09.03-	*
3.2 (639.713, 639.813, 639.815) (M 112.951)	Gasolina	RWD	3199	160	218	09.03-	*
3.5 (639.811, 639.813, 639.815) (M 272.978)	Gasolina	RWD	3498	190	258	09.07-	*
3.7 (639.811, 639.813, 639.815) (M 112.976)	Gasolina	RWD	3724	165	224	06.04-07.07	*
3.7 (639.815) (M 112.976)	Gasolina	RWD	3724	170	231	06.04-	*
CDI 2.2 (639.711, 639.713, 639.811, 639.813, 639.815)	Diesel	RWD	2143	70	95	09.10-	*
CDI 2.2 (639.811, 639.813, 639.815, 639.711, 639.713) (OM 651.940)	Diesel	RWD	2143	100	136	07.10-	*
CDI 2.2 4-matic (639.811, 639.813, 639.815, 639.711,...) (OM 651.940)	Diesel	4WD	2143	100	136	07.10-	*
CDI 2.2 (639.811, 639.813, 639.815, 639.711, 639.713) (OM 651.940)	Diesel	RWD	2143	110	150	01.14-	*
CDI 2.2 (639.811, 639.813, 639.815, 639.711, 639.713) (OM 651.940)	Diesel	RWD	2143	120	163	07.10-	*
CDI 2.2 4-matic (639.811, 639.813, 639.815, 639.711,...) (OM 651.940)	Diesel	4WD	2143	120	163	07.10-	*
CDI 2.2 (639.711, 639.713, 639.811, 639.813, 639.815) (OM 646.982)	Diesel	RWD	2148	80	109	09.03-	*

# LISTA DE APLICACIONES - BUYERS GUIDE

CDI 2.2 4-matic (639.713) (OM 646.982)	Diesel	4WD	2148	80	109	07.05-	*
CDI 2.2 (639.711, 639.713, 639.811, 639.813, 639.815) (OM 646.982)	Diesel	RWD	2148	85	116	08.05-	*
CDI 2.2 4-matic (639.713) (OM 646.982)	Diesel	4WD	2148	85	116	03.06-	*
CDI 2.2 (639.711, 639.713, 639.811, 639.813, 639.815) (OM 646.980)	Diesel	RWD	2148	110	150	09.03-	*
CDI 2.2 (639.711, 639.713, 639.811, 639.813, 639.815) (OM 646.982)	Diesel	RWD	2148	110	150	09.03-	*
CDI 2.2 4-matic (639.713) (OM 646.982)	Diesel	4WD	2148	110	150	07.05-	*
CDI 3.0 (639.811, 639.813, 639.815) (OM 642.990)	Diesel	RWD	2987	150	204	02.06-	*
CDI 3.0 (639.811, 639.813, 639.815) (OM 642.890)	Diesel	RWD	2987	165	224	07.10-	*
<b>VITO II (W639) 09.03-</b>				<b>Bus (Minibus-M2-Segment)</b>			
119 (639.701, 639.703, 639.705) (M 112.951)	Gasolina	RWD	3199	140	190	09.03-	*
122 (639.701, 639.703, 639.705) (M 112.951)	Gasolina	RWD	3199	160	218	09.03-	*
126 (639.701, 639.703, 639.705) (M 272.978)	Gasolina	RWD	3498	190	258	09.07-	*
123 (639.701, 639.703, 639.705) (M 112.976)	Gasolina	RWD	3724	165	224	06.04-07.08	*
123 (639.701) (M 112.976)	Gasolina	RWD	3724	170	231	06.04-07.08	*
E-CELL (639.703) (EM 780.994)	Eléctrico	FWD		60	82	03.12-	*
110 CDI (639.701, 639.703, 639.705) (OM 651.940)	Diesel	RWD	2143	70	95	09.10-08.14	*
113 CDI (639.701, 639.703, 639.705) (OM 651.940)	Diesel	RWD	2143	100	136	09.10-	*
113 CDI 4x4 (639.701, 639.703, 639.705) (OM 651.940)	Diesel	4WD	2143	100	136	09.10-08.14	*
115 CDI (639.701, 639.703, 639.705)	Diesel	RWD	2143	110	150	05.12-02.15	*
116 CDI (639.701, 639.703, 639.705) (OM 651.940)	Diesel	RWD	2143	120	163	09.10-	*
116 CDI 4x4 (639.701, 639.703, 639.705) (OM 651.940)	Diesel	4WD	2143	120	163	09.10-08.14	*
109 CDI (639.701, 639.703, 639.705) (OM 646.983)	Diesel	RWD	2148	65	88	09.03-	*
109 CDI (639.701, 639.703, 639.705) (OM 646.980)	Diesel	RWD	2148	70	95	09.06-	*
109 CDI 4x4 (639.701) (OM 646.981)	Diesel	4WD	2148	70	95	09.07-08.14	*
111 CDI (639.701, 639.703, 639.705) (OM 646.982)	Diesel	RWD	2148	80	109	09.03-	*
111 CDI 4x4 (639.701, 639.703, 639.705) (OM 646.982)	Diesel	4WD	2148	80	109	09.07-08.14	*
111 CDI (639.701, 639.703, 639.705) (OM 646.980)	Diesel	RWD	2148	85	116	09.07-	*
115 CDI (639.701, 639.703, 639.705) (OM 646.980)	Diesel	RWD	2148	110	150	09.03-	*
115 CDI (639.701, 639.703, 639.705) (OM 646.982)	Diesel	RWD	2148	110	150	09.03-	*
115 CDI 4x4 (639.701, 639.705) (OM 646.982)	Diesel	4WD	2148	110	150	09.07-08.14	*
120 CDI (639.701, 639.703, 639.705) (OM 642.990)	Diesel	RWD	2987	150	204	07.06-	*
122 CDI (639.701, 639.703, 639.705) (OM 642.890)	Diesel	RWD	2987	165	224	09.10-	*
<b>VITO II / MIXTO (W639) 08.03-</b>				<b>[CAMBIADO]:Furgón (LCVs-N1 Segment)</b>			
119 (639.601, 639.603, 639.605) (M 112.951)	Gasolina	RWD	3199	140	190	09.03-	*
122 (639.601, 639.603, 639.605) (M 112.951)	Gasolina	RWD	3199	160	218	09.03-	*
126 (639.601, 639.603, 639.605) (M 272.978)	Gasolina	RWD	3498	190	258	09.07-	*
123 (639.601, 639.603, 639.605) (M 112.976)	Gasolina	RWD	3724	165	224	06.04-07.08	*
123 (639.601) (M 112.976)	Gasolina	RWD	3724	170	231	06.04-07.08	*
E-CELL (639.601, 639.603, 639.605) (EM 780.994)	Eléctrico	FWD		60	82	03.12-	*
110 CDI (639.601, 639.603, 639.605) (OM 651.940)	Diesel	RWD	2143	70	95	09.10-	*
111 CDI (639.601, 639.603, 639.605)	Diesel	RWD	2143	85	116	05.12-02.15	*
113 CDI (639.601, 639.603, 639.605) (OM 651.940)	Diesel	RWD	2143	100	136	09.10-	*
113 CDI 4x4 (639.601, 639.603, 639.605) (OM 651.940)	Diesel	4WD	2143	100	136	09.10-	*
115 CDI (639.605, 639.601, 639.603) (OM 651.940)	Diesel	RWD	2143	110	150	05.12-02.15	*
116 CDI (639.601, 639.603, 639.605) (OM 651.940)	Diesel	RWD	2143	120	163	09.10-	*
116 CDI 4x4 (639.601, 639.603, 639.605) (OM 651.940)	Diesel	4WD	2143	120	163	09.10-	*
109 CDI (639.601, 639.603, 639.605) (OM 646.983)	Diesel	RWD	2148	65	88	09.03-	*

# LISTA DE APLICACIONES - BUYERS GUIDE

109 CDI (639.601, 639.603, 639.605) (OM 646.980)	Diesel	RWD	2148	70	95	08.06-	*
109 CDI (639.601, 639.603, 639.605) (OM 646.981)	Diesel	RWD	2148	70	95	08.06-	*
111 CDI (639.601, 639.603, 639.605) (OM 646.982)	Diesel	RWD	2148	80	109	09.03-	*
111 CDI 4x4 (639.601, 639.603, 639.605) (OM 646.982)	Diesel	4WD	2148	80	109	09.07-	*
111 CDI (639.601, 639.603, 639.605) (OM 646.980)	Diesel	RWD	2148	85	116	09.07-	*
111 CDI (639.601, 639.603, 639.605) (OM 646.982)	Diesel	RWD	2148	85	116	09.07-	*
115 CDI (639.601, 639.603, 639.605) (OM 646.980)	Diesel	RWD	2148	110	150	09.03-	*
115 CDI (639.601, 639.603, 639.605) (OM 646.982)	Diesel	RWD	2148	110	150	09.03-	*
115 CDI 4x4 (639.601, 639.603, 639.605) (OM 646.982)	Diesel	4WD	2148	110	150	07.06-	*
120 CDI (639.601, 639.603, 639.605) (OM 642.990)	Diesel	RWD	2987	150	204	07.06-	*
122 CDI (639.601, 639.603, 639.605) (OM 642.890)	Diesel	RWD	2987	165	224	09.10-	*
<b>VITO III (W447) 10.14-</b>				<b>[CAMBIADO]:Furgón (LCVs-N1 Segment)</b>			
2.0 (447.603, 447.605) (M 274.920)	Gasolina	RWD	1991	155	211	09.15-	*
eVITO (447.603, 447.605) (EM 780.701)	Eléctrico	FWD		85	116	03.19-	*
109 CDI (447.601, 447.603, 447.605) (OM 622.951)	Diesel	FWD	1598	65	88	10.14-	*
111 CDI (447.601, 447.603, 447.605) (OM 622.951)	Diesel	FWD	1598	84	114	10.14-	*
110 CDI (447.601, 447.603, 447.605) (OM 622.851)	Diesel	FWD	1749	75	102	09.19-	*
114 CDI (447.601, 447.603, 447.605) (OM 622.851)	Diesel	FWD	1749	100	136	09.19-	*
110 CDI (447.601, 447.603, 447.605)	Diesel	RWD	1950	75	102	10.21-	*
114 CDI (447.601, 447.603, 447.605) (OM 654.920)	Diesel	RWD	1950	100	136	04.20-	*
114 CDI 4x4 (447.601, 447.603, 447.605) (OM 654.920)	Diesel	4WD	1950	100	136	04.20-	*
116 CDI (447.601, 447.603, 447.605) (OM 654.920)	Diesel	RWD	1950	120	163	04.20-	*
116 CDI 4x4 (447.601, 447.603, 447.605) (OM 654.920)	Diesel	4WD	1950	120	163	04.20-	*
119 CDI (447.601, 447.603, 447.605) (OM 654.920)	Diesel	RWD	1950	140	190	04.20-	*
119 CDI 4x4 (447.601, 447.603, 447.605) (OM 654.920)	Diesel	4WD	1950	140	190	04.20-	*
114 CDI (447.601, 447.603, 447.605) (OM 651.950)	Diesel	RWD	2143	100	136	10.14-	*
114 CDI 4x4 (447.601, 447.603, 447.605) (OM 651.950)	Diesel	4WD	2143	100	136	07.15-	*
116 CDI (447.601, 447.603, 447.605) (OM 651.950)	Diesel	RWD	2143	120	163	10.14-	*
116 CDI 4x4 (447.601, 447.603, 447.605) (OM 651.950)	Diesel	4WD	2143	120	163	07.15-	*
119 CDI / BlueTEC (447.601, 447.603, 447.605) (OM 651.950)	Diesel	RWD	2143	140	190	10.14-	*
119 CDI / BlueTEC 4x4 (447.601, 447.603, 447.605) (OM 651.950)	Diesel	4WD	2143	140	190	07.15-	*
<b>VITO III (W447) 10.14-</b>				<b>Bus (Minibus-M2-Segment)</b>			
119	Gasolina	RWD	1991	135	184	01.16-	*
2.0 (447.703, 447.705) (M 274.920)	Gasolina	RWD	1991	155	211	01.16-	*
119 Flex (447.703) (M 274.920)	Gasol./Etanol	RWD	1991	135	184	11.15-	*
eVITO (447.703, 447.705) (EM 780.701)	Eléctrico	FWD		85	116	04.19-	*
eVITO (447.703, 447.705)	Eléctrico	FWD		150	204	08.20-	*
109 CDI / 109 BlueTEC (447.701, 447.703, 447.705) (OM 622.951)	Diesel	FWD	1598	65	88	10.14-	*
111 CDI / 111 BlueTEC (447.701, 447.703, 447.705) (OM 622.951)	Diesel	FWD	1598	84	114	10.14-	*
110 CDI (447.701, 447.703, 447.705) (OM 622.851)	Diesel	FWD	1749	75	102	09.19-	*
114 CDI (447.701, 447.703, 447.705) (OM 622.851)	Diesel	FWD	1749	100	136	09.19-	*
114 CDI (447.701, 447.703, 447.705) (OM 654.920)	Diesel	RWD	1950	100	136	03.19-	*
114 CDI 4-matic (447.701, 447.703, 447.705) (OM 654.920)	Diesel	4WD	1950	100	136	03.19-	*
116 CDI (447.701, 447.703, 447.705) (OM 654.920)	Diesel	RWD	1950	120	163	03.19-	*

# LISTA DE APLICACIONES - BUYERS GUIDE

116 CDI 4-matic (447.701, 447.703, 447.705) (OM 654.920)	Diesel	4WD	1950	120	163	03.19-	*
119 CDI (447.701, 447.703, 447.705) (OM 654.920)	Diesel	RWD	1950	140	190	03.19-	*
119 CDI 4-matic (447.701, 447.703, 447.705) (OM 654.920)	Diesel	4WD	1950	140	190	03.19-	*
124 CDI (447.701, 447.703, 447.705)	Diesel	RWD	1950	174	237	01.21-	*
124 CDI 4-matic (447.701, 447.703, 447.705)	Diesel	4WD	1950	174	237	01.21-	*
124 CDI (447.701, 447.703, 447.705) (OM 654.920)	Diesel	RWD	1950	176	239	04.20-12.20	*
124 CDI 4-matic (447.701, 447.703, 447.705) (OM 654.920)	Diesel	4WD	1950	176	239	04.20-	*
114 CDI / 114 BlueTEC (447.701, 447.703, 447.705) (OM 651.950)	Diesel	RWD	2143	100	136	10.14-	*
114 CDI / 114 BlueTEC 4-matic (447.701, 447.703,... (OM 651.950)	Diesel	4WD	2143	100	136	07.15-	*
116 CDI / 116 BlueTEC (447.701, 447.703, 447.705) (OM 651.950)	Diesel	RWD	2143	120	163	10.14-	*
116 CDI / 116 BlueTEC 4-matic (447.701, 447.703,... (OM 651.950)	Diesel	4WD	2143	120	163	07.15-	*
119 CDI / 119 BlueTEC (447.701, 447.703, 447.705) (OM 651.950)	Diesel	RWD	2143	140	190	10.14-	*
119 CDI / 119 BlueTEC 4-matic (447.701, 447.703,... (OM 651.950)	Diesel	4WD	2143	140	190	12.14-	*
<b>VITO III Mixto (Double Cabin) (W447) 10.14-</b>				<b>[CAMBIADO]:Furgón (LCVs-N1 Segment)</b>			
109 CDI (447.701, 447.703, 447.705) (OM 622.951)	Diesel	FWD	1598	65	88	10.14-	*
111 CDI (447.701, 447.703, 447.705) (OM 622.951)	Diesel	FWD	1598	84	114	10.14-	*
110 CDI (447.701, 447.703, 447.705) (OM 622.851)	Diesel	FWD	1749	75	102	09.19-	*
114 CDI (447.701, 447.703, 447.705) (OM 622.851)	Diesel	FWD	1749	100	136	09.19-	*
110 CDI (447.701, 447.703, 447.705)	Diesel	RWD	1950	75	102	10.21-	*
114 CDI (447.701, 447.703, 447.705) (OM 654.920)	Diesel	RWD	1950	100	136	03.19-	*
114 CDI 4-matic (447.701, 447.703, 447.705) (OM 654.920)	Diesel	4WD	1950	100	136	03.19-	*
116 CDI (447.701, 447.703, 447.705) (OM 654.920)	Diesel	RWD	1950	120	163	03.19-	*
116 CDI 4-matic (447.701, 447.703, 447.705) (OM 654.920)	Diesel	4WD	1950	120	163	03.19-	*
119 CDI (447.701, 447.703, 447.705) (OM 654.920)	Diesel	RWD	1950	140	190	03.19-	*
119 CDI 4-matic (447.701, 447.703, 447.705) (OM 654.920)	Diesel	4WD	1950	140	190	03.19-	*
124 CDI (447.701, 447.703, 447.705)	Diesel	RWD	1950	174	237	01.21-	*
124 CDI 4-matic (447.701, 447.703, 447.705)	Diesel	4WD	1950	174	237	01.21-	*
124 CDI (447.701, 447.703, 447.705) (OM 654.920)	Diesel	RWD	1950	176	239	04.20-12.20	*
124 CDI 4-matic (447.701, 447.703, 447.705) (OM 654.920)	Diesel	4WD	1950	176	239	04.20-12.20	*
114 CDI (447.701, 447.703, 447.705) (OM 651.950)	Diesel	RWD	2143	100	136	10.14-	*
114 CDI 4-matic (447.701, 447.703, 447.705) (OM 651.950)	Diesel	4WD	2143	100	136	07.15-	*
116 CDI (447.701, 447.703, 447.705) (OM 651.950)	Diesel	RWD	2143	120	163	10.14-	*
116 CDI 4-matic (447.701, 447.703, 447.705) (OM 651.950)	Diesel	4WD	2143	120	163	07.15-	*
119 BlueTEC (447.701, 447.703, 447.705) (OM 651.950)	Diesel	RWD	2143	140	190	10.14-	*
119 BlueTEC 4-matic (447.701, 447.703, 447.705) (OM 651.950)	Diesel	4WD	2143	140	190	07.15-	*
<b>MERCEDES-BENZ (FJDA)</b>							
<b>VITO (V639) 01.10-03.16</b>				<b>Bus (Minibus-M2-Segment)</b>			
119 2.5	Gasolina	RWD	2496	140	190	01.10-03.16	*
122 3.0	Gasolina	RWD	2996	165	224	05.13-03.16	*
2.1	Diesel	RWD	2143	110	150	08.13-03.16	*
115 CDI 2.2	Diesel	RWD	2148	110	150	01.10-12.11	*
<b>VW</b>							

# LISTA DE APLICACIONES - BUYERS GUIDE

CRAFTER 30-35 (2E_) 04.06-12.16					Bus (Minibus-M2-Segment)			
2.0 TDI (CKTB)		Diesel	RWD	1968	80	109	05.11-12.16	*
2.0 TDI (CSLA)		Diesel	RWD	1968	80	109	05.11-12.16	*
2.0 TDI (CSLB)		Diesel	RWD	1968	84	114	11.13-12.16	*
2.0 TDI (CKTC)		Diesel	RWD	1968	100	136	05.11-12.16	*
2.0 TDI (CKUC)		Diesel	RWD	1968	105	142	10.11-12.16	*
2.0 TDI (CKUB)		Diesel	RWD	1968	120	163	07.11-12.16	*
2.0 TDI (CSNA)		Diesel	RWD	1968	120	163	07.11-12.16	*
2.0 TDI 4motion (CKUB)		Diesel	4WD	1968	120	163	11.11-12.16	*
2.0 TDI 4motion (CSNA)		Diesel	4WD	1968	120	163	11.11-12.16	*
2.5 TDI (BJJ)		Diesel	RWD	2461	65	88	04.06-07.11	*
2.5 TDI (CEBA)		Diesel	RWD	2461	65	88	04.06-07.11	*
2.5 TDI (BJK)		Diesel	RWD	2461	80	109	04.06-05.13	*
2.5 TDI (CEBB)		Diesel	RWD	2461	80	109	04.06-05.13	*
2.5 TDI (BJL)		Diesel	RWD	2461	100	136	04.06-05.13	*
2.5 TDI (CECA)		Diesel	RWD	2461	100	136	04.06-05.13	*
2.5 TDI (BJM)		Diesel	RWD	2461	120	163	04.06-07.11	*
2.5 TDI (CECB)		Diesel	RWD	2461	120	163	04.06-07.11	*
CRAFTER 30-50 (2E_) 04.06-12.16					[CAMBIADO]:Furgón (LCVs-N1 Segment)			
2.0 TDI (CKTB)		Diesel	RWD	1968	80	109	05.11-12.16	*
2.0 TDI (CSLA)		Diesel	RWD	1968	80	109	05.11-12.16	*
2.0 TDI (CSLB)		Diesel	RWD	1968	84	114	11.13-12.16	*
2.0 TDI (CKTC)		Diesel	RWD	1968	100	136	05.11-12.16	*
2.0 TDI (CSLC)		Diesel	RWD	1968	103	140	11.15-12.16	*
2.0 TDI (CKUC)		Diesel	RWD	1968	105	142	10.11-12.16	*
2.0 TDI (CKUB)		Diesel	RWD	1968	120	163	07.11-12.16	*
2.0 TDI (CSNA)		Diesel	RWD	1968	120	163	07.11-12.16	*
2.0 TDI 4motion (CKUB)		Diesel	4WD	1968	120	163	07.11-12.16	*
2.0 TDI 4motion (CSNA)		Diesel	4WD	1968	120	163	07.11-12.16	*
2.5 TDI (BJJ)		Diesel	RWD	2461	65	88	04.06-07.11	*
2.5 TDI (CEBA)		Diesel	RWD	2461	65	88	04.06-07.11	*
2.5 TDI (BJK)		Diesel	RWD	2461	80	109	04.06-05.13	*
2.5 TDI (CEBB)		Diesel	RWD	2461	80	109	04.06-05.13	*
2.5 TDI (BJL)		Diesel	RWD	2461	100	136	04.06-05.13	*
2.5 TDI (CECA)		Diesel	RWD	2461	100	136	04.06-05.13	*
2.5 TDI (BJM)		Diesel	RWD	2461	120	163	04.06-07.11	*
2.5 TDI (CECB)		Diesel	RWD	2461	120	163	04.06-07.11	*
CRAFTER 30-50 (2F_) 04.06-12.16					Caja/Chasis (LCVs-N1 Segment)			
2.0 TDI (CKTB)		Diesel	RWD	1968	80	109	05.11-12.16	*
2.0 TDI (CSLA)		Diesel	RWD	1968	80	109	05.11-12.16	*
2.0 TDI (CSLB)		Diesel	RWD	1968	84	114	11.13-12.16	*
2.0 TDI (CKTC)		Diesel	RWD	1968	100	136	05.11-12.16	*
2.0 TDI (CSLC)		Diesel	RWD	1968	103	140	11.15-12.16	*
2.0 TDI (CKUC)		Diesel	RWD	1968	105	142	10.11-12.16	*
2.0 TDI (CKUB)		Diesel	RWD	1968	120	163	07.11-12.16	*
2.0 TDI (CSNA)		Diesel	RWD	1968	120	163	07.11-12.16	*
2.0 TDI 4motion (CKUB)		Diesel	4WD	1968	120	163	11.11-12.16	*
2.0 TDI 4motion (CSNA)		Diesel	4WD	1968	120	163	11.11-12.16	*
2.5 TDI (BJJ)		Diesel	RWD	2461	65	88	04.06-07.11	*
2.5 TDI (CEBA)		Diesel	RWD	2461	65	88	04.06-07.11	*

## LISTA DE APLICACIONES - BUYERS GUIDE

2.5 TDI (BJK)		Diesel	RWD	2461	80	109	04.06-05.13	*
2.5 TDI (CEBB)		Diesel	RWD	2461	80	109	04.06-05.13	*
2.5 TDI (BJL)		Diesel	RWD	2461	100	136	04.06-05.13	*
2.5 TDI (CECA)		Diesel	RWD	2461	100	136	04.06-05.13	*
2.5 TDI (BJM)		Diesel	RWD	2461	120	163	04.06-07.11	*
2.5 TDI (CECB)		Diesel	RWD	2461	120	163	04.06-07.11	*