


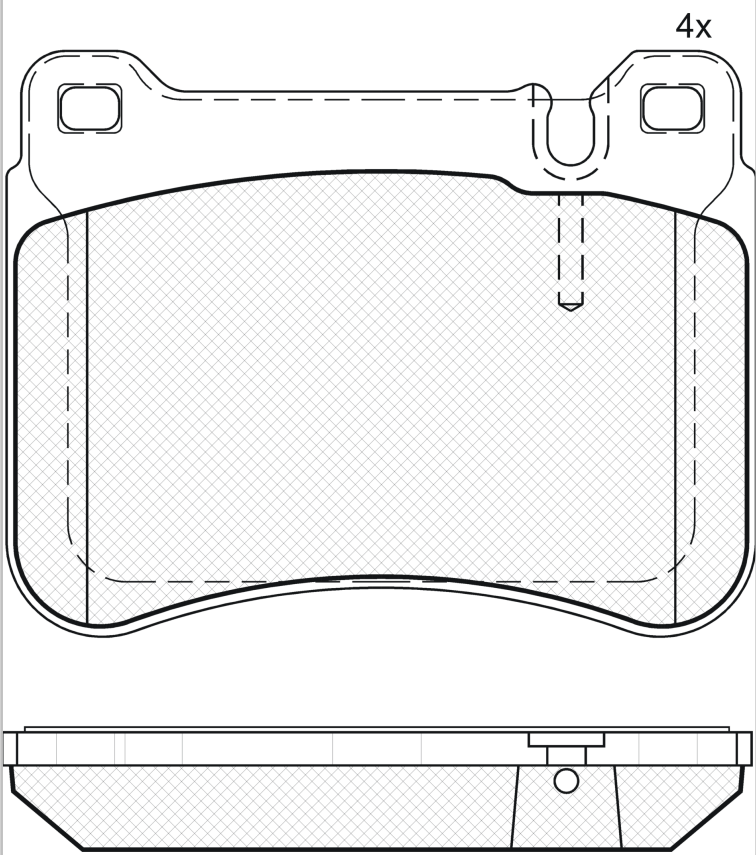
# LISTA DE APLICACIONES - BUYERS GUIDE

## RB1769



Qty: 300      Weight: 1.650

O.E.M.	MAKE
004 420 51 20	MERCEDES-BENZ



## RB1769

E 90R-01111/1359



Brembo

101.6x79.4x16.6

WVA	FMSI
23945	D1121-8227

Sin Filas



Trac.	CC	Kw	CV		
					
				Front / Rear	

## MERCEDES-BENZ

C-Class II (CL203) 03.01-06.11					Coupé (Compact executive car-D Segment)			
C 200 Kompressor (203.745) (M 271.940)	Gasolina	RWD	1796	120	163	05.02-05.08	*	
C 220 (M 271.940)	Gasolina	RWD	1796	120	163	05.02-05.08	*	
C 200 CGI Kompressor (203.743) (M 271.942)	Gasolina	RWD	1796	125	170	03.03-05.08	*	
C 230 Kompressor (203.747) (M 271.948)	Gasolina	RWD	1796	141	192	05.02-05.08	*	
C 320 (203.764) (M 112.946)	Gasolina	RWD	3199	160	218	09.02-05.08	*	
C 350 (203.756) (M 272.960)	Gasolina	RWD	3498	200	272	01.05-05.08	*	
C 200 CDI (203.707) (OM 646.962)	Diesel	RWD	2148	90	122	03.03-05.08	*	
C 220 CDI (203.708) (OM 646.963)	Diesel	RWD	2148	110	150	02.04-05.08	*	
C-Class II (W203) 05.00-12.07					Sedán (Compact executive car-D Segment)			
C 180 Kompressor (203.046) (M 271.946)	Gasolina	RWD	1796	105	143	05.02-02.07	*	
C 200 Kompressor (203.045) (M 271.940)	Gasolina	RWD	1796	120	163	05.02-02.07	*	
C 200 CGI Kompressor (203.743) (M 271.942)	Gasolina	RWD	1796	125	170	07.03-02.07	*	
C 230 Kompressor (203.040) (M 271.948)	Gasolina	RWD	1796	141	192	02.04-02.07	*	
C 230 (203.052) (M 272.920)	Gasolina	RWD	2496	150	204	01.05-02.07	*	
C 240 (203.061) (M 112.912)	Gasolina	RWD	2597	125	170	05.00-02.07	*	
C 240 4-matic (203.081) (M 112.916)	Gasolina	4WD	2597	125	170	07.02-02.07	*	
C 280 (203.054) (M 272.940)	Gasolina	RWD	2996	170	231	01.05-02.07	*	
C 280 4-matic (203.092) (M 272.941)	Gasolina	4WD	2996	170	231	01.05-02.07	*	
C 320 (203.064) (M 112.946)	Gasolina	RWD	3199	160	218	05.00-02.07	*	
C 320 4-matic (203.084) (M 112.953)	Gasolina	4WD	3199	160	218	07.02-02.07	*	
3.5 (203.056) (M 272.960)	Gasolina	RWD	3498	170	231	01.05-02.07	*	
C 350 (203.056) (M 272.960)	Gasolina	RWD	3498	200	272	01.05-02.07	*	

# LISTA DE APLICACIONES - BUYERS GUIDE

C 350 4-matic (203.087) (M 272.960)	Gasolina	4WD	3498	200	272	01.05-02.07	*
C 350 4-matic (203.087) (M 272.970)	Gasolina	4WD	3498	200	272	01.05-02.07	*
C 200 CDI (203.007) (OM 646.962)	Diesel	RWD	2148	90	122	04.03-02.07	*
C 200 CDI (203.007) (OM 646.963)	Diesel	RWD	2148	90	122	04.03-02.07	*
C 220 CDI (203.008) (OM 646.963)	Diesel	RWD	2148	110	150	04.03-02.07	*
C 270 CDI (203.016) (OM 612.962)	Diesel	RWD	2685	120	163	12.00-02.07	*
C 270 CDI (203.016) (OM 612.962)	Diesel	RWD	2685	125	170	12.00-02.07	*
C 320 CDI (203.020) (OM 642.910)	Diesel	RWD	2987	165	224	01.05-02.07	*
<b>C-Class II T-Model (S203) 03.01-08.07</b>					<b>[CAMBIADO]:Break (Compact executive car-D Segment)</b>		
C 180 Kompressor (203.246) (M 271.946)	Gasolina	RWD	1796	105	143	05.02-08.07	*
C 200 Kompressor (203.245) (M 271.940)	Gasolina	RWD	1796	120	163	05.02-08.07	*
C 200 CGI Kompressor (203.743) (M 271.942)	Gasolina	RWD	1796	125	170	07.03-08.07	*
C 230 Kompressor (203.240) (M 271.948)	Gasolina	RWD	1796	141	192	02.04-08.07	*
C 230 (203.252) (M 272.920)	Gasolina	RWD	2496	150	204	01.05-08.07	*
C 240 (203.261) (M 112.912)	Gasolina	RWD	2597	125	170	03.01-08.07	*
C 240 4-matic (203.281) (M 112.916)	Gasolina	4WD	2597	125	170	07.02-08.07	*
C 280 (203.254) (M 272.940)	Gasolina	RWD	2996	170	231	01.05-08.07	*
C 280 4-matic (203.292) (M 272.941)	Gasolina	4WD	2996	170	231	01.05-08.07	*
C 320 (203.264) (M 112.946)	Gasolina	RWD	3199	160	218	03.01-08.07	*
C 320 4-matic (203.284) (M 112.953)	Gasolina	4WD	3199	160	218	07.02-08.07	*
C 350 (203.256) (M 272.960)	Gasolina	RWD	3498	200	272	01.05-08.07	*
C 350 4-matic (203.287) (M 272.970)	Gasolina	4WD	3498	200	272	01.05-08.07	*
C 200 CDI (203.204) (OM 611.962)	Diesel	RWD	2148	75	102	03.01-08.07	*
C 200 CDI (203.204) (OM 646.962)	Diesel	RWD	2148	75	102	03.01-08.07	*
C 200 CDI (203.207) (OM 646.962)	Diesel	RWD	2148	90	122	04.03-08.07	*
C 200 CDI (203.207) (OM 646.963)	Diesel	RWD	2148	90	122	04.03-08.07	*
C 220 CDI (203.208) (OM 646.963)	Diesel	RWD	2148	100	136	08.06-08.07	*
C 220 CDI (203.208) (OM 646.963)	Diesel	RWD	2148	110	150	02.04-08.07	*
C 270 CDI (203.216) (OM 612.962)	Diesel	RWD	2685	120	163	03.01-08.07	*
C 270 CDI (203.216) (OM 612.962)	Diesel	RWD	2685	125	170	03.01-08.07	*
C 320 CDI (203.220) (OM 642.910)	Diesel	RWD	2987	165	224	06.05-08.07	*
<b>CLC-Class (CL203) 05.08-06.11</b>					<b>Coupé (Compact executive car-D Segment)</b>		
3.5 CLC 350 V6 24V	Gasolina	FWD	3495	197	268	05.08-06.11	*
CLC 350 (203.756) (M 272.960)	Gasolina	RWD	3498	200	272	05.08-06.11	*
<b>CLK-Class II (A209) 06.02-03.10</b>					<b>Cabrio (Executive car-E Segment)</b>		
CLK 200 Kompressor (209.442) (M 271.940)	Gasolina	RWD	1796	120	163	02.03-03.10	*
CLK 200 CGI (209.343) (M 271.942)	Gasolina	RWD	1796	125	170	07.03-03.10	*
CLK 200 Kompressor (209.442) (M 271.955)	Gasolina	RWD	1796	135	184	10.06-03.10	*
CLK 280 (209.454) (M 272.940)	Gasolina	RWD	2996	170	231	01.05-03.10	*
CLK 350 (209.456) (M 272.960)	Gasolina	RWD	3498	200	272	01.05-03.10	*
CLK 320 CDI (209.420) (OM 642.910)	Diesel	RWD	2987	165	224	03.05-03.10	*
<b>CLK-Class II (C209) 05.02-03.10</b>					<b>Coupé (Executive car-E Segment)</b>		
CLK 200 Kompressor (209.442) (M 271.940)	Gasolina	RWD	1796	120	163	09.02-05.09	*
CLK 200 CGI (209.343) (M 271.942)	Gasolina	RWD	1796	125	170	07.03-05.09	*
CLK 200 Kompressor (209.442) (M 271.955)	Gasolina	RWD	1796	135	184	10.06-05.09	*
CLK 280 (209.354) (M 272.940)	Gasolina	RWD	2996	170	231	01.05-05.09	*
CLK 350 (209.356) (M 272.960)	Gasolina	RWD	3498	200	272	01.05-05.09	*
CLK 220 CDI (209.308) (OM 646.966)	Diesel	RWD	2148	100	136	01.05-05.09	*
CLK 220 CDI (209.308) (OM 646.966)	Diesel	RWD	2148	110	150	01.05-05.09	*

# LISTA DE APLICACIONES - BUYERS GUIDE

CLK 270 CDI (209.316) (OM 612.967)	Diesel	RWD	2685	120	163	02.03-06.05	*
CLK 270 CDI (209.316) (OM 612.962)	Diesel	RWD	2685	125	170	10.02-05.09	*
CLK 270 CDI (209.316) (OM 612.967)	Diesel	RWD	2685	125	170	10.02-05.09	*
CLK 320 CDI (209.320) (OM 642.910)	Diesel	RWD	2987	165	224	01.05-05.09	*
<b>SLK-Class II (R171) 03.04-12.11</b>				<b>Cabrío (Sports car-S Segment)</b>			
200 Kompressor (171.445) (M 271.944)	Gasolina	RWD	1796	120	163	03.04-02.11	*
200 Kompressor (171.445) (M 271.954)	Gasolina	RWD	1796	135	184	01.08-02.11	*
280 (171.454) (M 272.942)	Gasolina	RWD	2996	170	231	01.05-02.11	*
300 (171.454) (M 272.942)	Gasolina	RWD	2996	170	231	04.09-02.11	*
350 (171.456) (M 272.963)	Gasolina	RWD	3498	200	272	06.04-02.11	*
350 (171.458) (M 272.969)	Gasolina	RWD	3498	224	305	01.08-02.11	*