


# LISTA DE APLICACIONES - BUYERS GUIDE

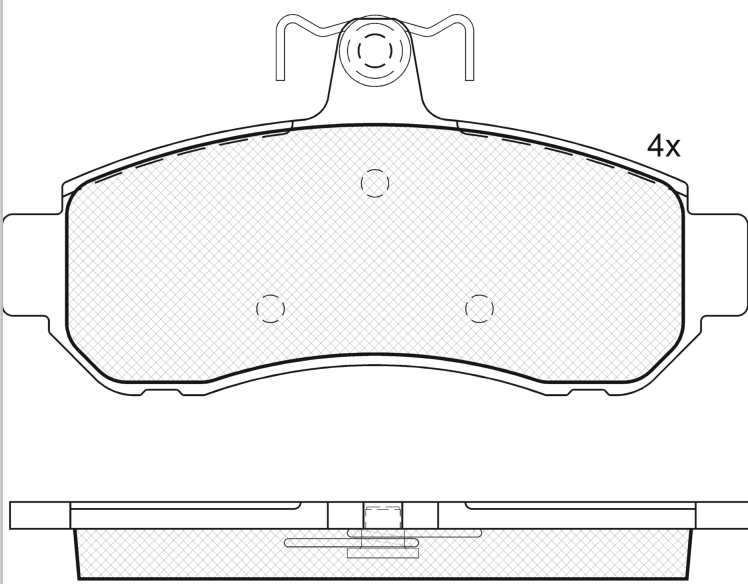
## RB1752



8 424073 134233


Qty: 300      Weight: 1.290

O.E.M.	MAKE
MR 908 192	MITSUBISHI



4x

## RB1752



Lucas - Girling

136x68.58x14

WVA	FMSI
22063	D854-7731

Sin Filas



Trac.	CC	Kw	CV		
					
				Front / Rear	

MITSUBISHI								
DIAMANTE (F_W) 06.92-03.99					[CAMBIADO]:Break (Luxury car-F Segment)			
3.0 (F36W) (6G72 (SOHC 24V))	Gasolina	FWD	2972	140	190	06.92-03.98	*	
3.5 (KE8H, KF8H)	Gasolina	FWD	3497	163	222	04.96-03.99	*	
DIAMANTE (F2_A, F1_A) 02.90-07.96					Sedán (Luxury car-F Segment)			
3.0	Gasolina	FWD	2972	177	241	10.95-07.96	*	
3.5	Gasolina	FWD	3497	157	214	10.95-07.96	*	
DIAMANTE II (F4_A, F3_A) 11.94-11.05					Sedán (Luxury car-F Segment)			
2.5 (F31A) (6G73)	Gasolina	FWD	2497	147	200	09.99-08.04	*	
3.0 (F36A)	Gasolina	FWD	2972	140	190	06.99-09.02	*	
3.5	Gasolina	FWD	3497	163	222	06.99-09.02	*	
3.5	Gasolina	FWD	3497	163	222	06.99-09.02	*	
MAGNA II (TR) 03.91-02.94					Sedán (Executive car-E Segment)			
2.6	Gasolina	FWD	2554	114	155	05.91-02.94	*	
2.6	Gasolina	FWD	2555	85	116	10.91-02.94	*	
MAGNA III (TE) 04.96-06.97					[CAMBIADO]:Break (Executive car-E Segment)			
3.0 i (6G72 (SOHC 24V))	Gasolina	FWD	2972	140	190	04.96-06.97	*	
3.0 i (6G72 (SOHC 24V))	Gasolina	FWD	2972	140	190	06.97-03.99	*	
3.0 i (6G72 (SOHC 24V))	Gasolina	FWD	2972	140	190	03.99-08.00	*	
3.0 i	Gasolina	FWD	2972	140	190	08.00-07.02	*	
3.0 GDi	Gasolina	FWD	2972	158	215	06.98-03.99	*	
3.0 GDi	Gasolina	FWD	2972	158	215	06.99-08.00	*	
3.5	Gasolina	FWD	3497	147	200	03.99-08.00	*	

# LISTA DE APLICACIONES - BUYERS GUIDE

3.5		Gasolina	FWD	3497	147	200	06.99-08.00	*
3.5 i 4WD		Gasolina	4WD	3497	155	211	08.00-05.03	*
3.5 i		Gasolina	FWD	3497	157	214	10.04-07.05	*
3.5 i Sports VR-X		Gasolina	FWD	3497	163	222	08.00-05.03	*
<b>MAGNA III (TE) 04.96-06.97</b>					<b>Sedán (Executive car-E Segment)</b>			
3.5		Gasolina	FWD	3497	157	213	04.96-06.97	*
<b>VERADA II (KR) 05.91-02.94</b>					<b>[CAMBIADO]:Break (Executive car-E Segment)</b>			
2.6		Gasolina	FWD	2555	114	155	05.91-10.92	*
2.8		Gasolina	FWD	2784	125	170	06.92-02.94	*
<b>VERADA II (KR) 05.91-03.94</b>					<b>Sedán (Executive car-E Segment)</b>			
2.6 i		Gasolina	FWD	2555	114	155	05.91-02.94	*
3.0 i		Gasolina	FWD	2972	125	170	07.91-02.94	*
<b>VERADA III (KJ) 08.00-05.03</b>					<b>Sedán (Executive car-E Segment)</b>			
3.5		Gasolina	FWD	3497	163	222	08.00-05.03	*
3.5 i (6G74 (SOHC 24V))		Gasolina	FWD	3497	163	222	06.03-10.04	*