


# LISTA DE APLICACIONES - BUYERS GUIDE

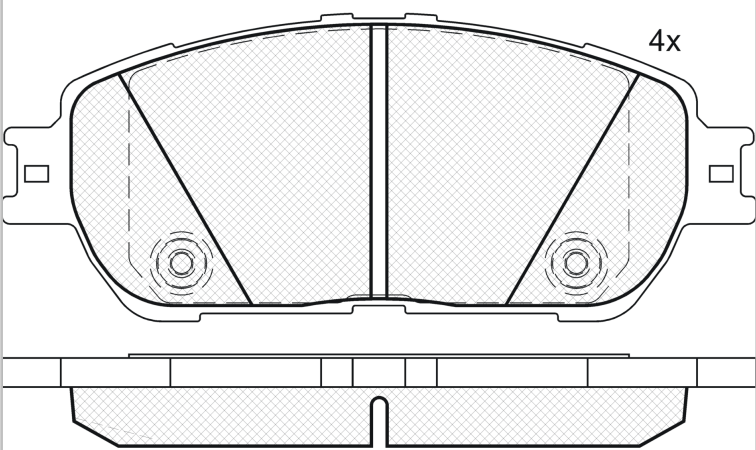
## RB1690




8 424073 133526

Qty: 300      Weight: 1.660

O.E.M.	MAKE
04465-04080	TOYOTA
04465-08030	TOYOTA
04465-33350	TOYOTA



## RB1690



**E 90R-01111/1247**

Akebono

143.3x58.5x17.4

WVA	FMSI
23855	D906-7896

Sin Filas



Trac.	CC	Kw	CV		
					
				Front / Rear	

## LEXUS

ES III-IV (MCV_, VZV_) 08.96-06.08					Sedán (Executive car-E Segment)			
3.0 (MCV30_, MCV30R) (1MZ-FE)	Gasolina	FWD	2995	157	213	08.01-10.06	*	

## TOYOTA

AVALON III (_X3_) 01.05-11.12					Sedán (Luxury car-F Segment)			
3.5 (GSX30_) (2GR-FE)	Gasolina	FWD	3456	198	269	10.05-11.12	*	
3.5 (GSX30_) (2GR-FE)	Gasolina	FWD	3456	200	272	01.05-09.12	*	
3.5 (GSX30_, GSX30) (2GR-FE)	Gasolina	FWD	3456	206	280	01.05-09.12	*	

CAMRY (_V3_) 08.01-11.06					Sedán (Executive car-E Segment)			
2.0 (ACV31_, ACV31) (1AZ-FE)	Gasolina	FWD	1998	110	150	08.01-11.06	*	
2.4 (ACV30, ACV36) (2AZ-FE)	Gasolina	FWD	2362	112	152	11.01-11.06	*	
3.0 (MCV30_, MCV30R) (1MZ-FE)	Gasolina	FWD	2995	137	186	08.01-11.06	*	
3.0 V6	Gasolina	FWD	2995	140	190	01.06-	*	
3.3 V6	Gasolina	FWD	3295	154	210	01.06-	*	
3.3 V6 Solara	Gasolina	FWD	3295	165	225	01.06-	*	
3.3 (MCV31_, MCV31) (3MZ-FE)	Gasolina	FWD	3311	165	224	07.03-02.06	*	

PREVIA II / ESTIMA / TARAGO (_R3_) 02.00-02.06					MPV (Large MPV-M1 Segment)			
2.4 16V	Gasolina	FWD	2395	115	156	02.00-	*	

SIENNA II (_L2_) 01.03-12.10					MPV (Large MPV-M1 Segment)			
3.3 (MCL20_, MCL23_, MCL20L, MCL23L) (3MZ-FE)	Gasolina	FWD	3311	169	230	01.03-12.06	*	
3.3 4WD (MCL25_, MCL25L) (3MZ-FE)	Gasolina	4WD	3311	169	230	01.03-11.09	*	
3.5 (GSL20_) (2GR-FE)	Gasolina	FWD	3456	198	269	10.06-12.10	*	
3.5 4WD (GSL25_) (2GR-FE)	Gasolina	4WD	3456	198	269	01.07-03.10	*	

# LISTA DE APLICACIONES - BUYERS GUIDE

SOLARA ( _V3_ ) 10.03-11.08					Cabrio (Executive car-E Segment)			
2.4 (ACV30_, ACV20_, ACV30) (2AZ-FE)	Gasolina	FWD	2362	117	159	10.03-11.06	*	
3.3 (MCV31_, MCV31) (3MZ-FE)	Gasolina	FWD	3311	165	224	01.04-11.08	*	
SOLARA ( _V3_ ) 07.01-11.08					Coupé (Executive car-E Segment)			
2.4 (ACV30_, ACV30R) (2AZ-FE)	Gasolina	FWD	2362	117	159	07.03-11.08	*	
3.3 (MCV31_, MCV31) (3MZ-FE)	Gasolina	FWD	3311	165	224	07.03-07.08	*	
TACOMA (U.S.A.) 09.95-12.06					Pick-up (Pick-Up Truck)			
4.0 24V	Gasolina	FWD	3995			09.95-	*	
4.0 24V 4WD	Gasolina	FWD	3995			09.95-	*	
TACOMA II ( _N2_ ) 09.04-					Pick-up (Pick-Up Truck)			
2.7 (TRN225_) (2TR-FE)	Gasolina	RWD	2694	118	160	09.04-12.15	*	
2.7 4WD (TRN220_) (2TR-FE)	Gasolina	4WD	2694	118	160	09.04-12.15	*	
4.0 (GRN225_, GRN265_, GRN270_) (1GR-FE)	Gasolina	RWD	3956	174	237	09.04-12.15	*	