

# LISTA DE APLICACIONES - BUYERS GUIDE

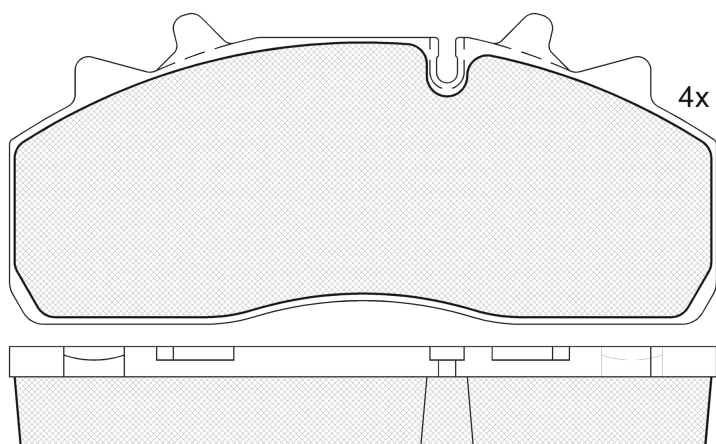
## RB1623-067



Qty: 660

Weight: 7.993

O.E.M.	MAKE
1 218 2192	SAF
1 299 9737	SAF
162 8064	DAF
2114 3305 7008 000	RENAULT TRUCKS
3 057 0080 00	SAF
3 057 0080 01	SAF
659742-1	DENNIS



## RB1623-067



90R-01178/945



Perrot-Wabco PAN 19-1

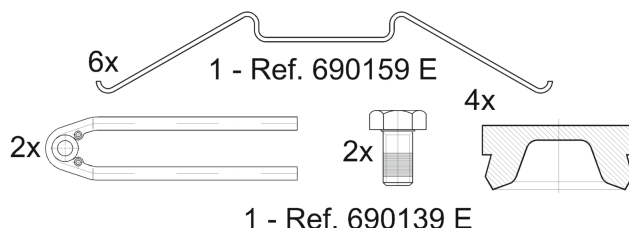
210.2x92.3x30

WVA
29126
29159

FMSI
D1438-8556

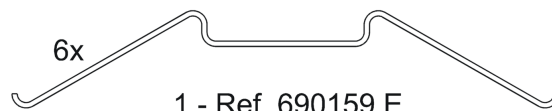
Sin Filas

## 151623-066



1 - Ref. 690139 E

## 151623-067



1 - Ref. 690159 E



Trac.	CC	Kw	CV
-------	----	----	----



Front / Rear

DAF

LF 05.13-						Cabeza tractora			
FT 220		Diesel		6690	162	220	05.13-	*	*
FT 250		Diesel		6690	187	254	05.13-	*	*
FT 280		Diesel		6690	209	284	05.13-	*	*
LF 05.13-						Caja/Chasis			
FA 150 (PX-5 112)		Diesel		4460	112	152	05.13-	*	*
FA 180 (PX-5 135)		Diesel		4460	135	182	05.13-	*	*
FA 180 (PX-5 135)		Diesel		4460	135	182	05.13-	*	*
FA 180 (PX-5 135)		Diesel		4460	135	182	05.13-	*	*
FA 180 (PX-5 135)		Diesel		4460	135	182	05.13-	*	*
FA 180 (PX-5 135)		Diesel		4460	135	182	05.13-	*	*
FA 210 (PX-5 157)		Diesel		4460	157	212	05.13-	*	*
FA 210 (PX-5 157)		Diesel		4460	157	212	05.13-	*	*
FA 210 (PX-5 157)		Diesel		4460	157	212	05.13-	*	*
FA 210 (PX-5 157)		Diesel		4460	157	212	05.13-	*	*
FA 210 (PX-5 157)		Diesel		4460	157	212	05.13-	*	*
FA 220 (PX-7 164)		Diesel		6690	162	220	05.13-	*	*
FA 220 (PX-7 164)		Diesel		6690	162	220	05.13-	*	*
FA 220 (PX-7 172)		Diesel		6690	162	220	05.13-	*	*
FA 220 (PX-7 164)		Diesel		6690	162	220	05.13-	*	*
FA 220 (PX-7 164)		Diesel		6690	162	220	05.13-	*	*
FA 220 (PX-7 164)		Diesel		6690	162	220	05.13-	*	*
FA 220 (PX-7 164)		Diesel		6690	162	220	05.13-	*	*
FA 220 (PX-7 164)		Diesel		6690	162	220	05.13-	*	*
FA 250 (PX-7 186)		Diesel		6690	187	254	05.13-	*	*

# LISTA DE APLICACIONES - BUYERS GUIDE

FA 250 (PX-7 194)		Diesel		6690	187	254	05.13-	*	*
FA 250 (PX-7 186)		Diesel		6690	187	254	05.13-	*	*
FA 250 (PX-7 186)		Diesel		6690	187	254	05.13-	*	*
FA 250 (PX-7 186)		Diesel		6690	187	254	05.13-	*	*
FA 250 (PX-7 186)		Diesel		6690	187	254	05.13-	*	*
FA 280 (PX-7 208)		Diesel		6690	209	284	05.13-	*	*
FA 280 (PX-7 217)		Diesel		6690	209	284	05.13-	*	*
FA 280 (PX-7 208)		Diesel		6690	209	284	05.13-	*	*
FA 280 (PX-7 208)		Diesel		6690	209	284	05.13-	*	*
FA 310 (PX-7 231)		Diesel		6690	231	314	05.13-	*	*
FA 310 (PX-7 239)		Diesel		6690	231	314	05.13-	*	*
<b>LF 05.13-</b>					<b>Camión volquete</b>				
FA 220 (PX-7 164)		Diesel		6690	162	220	05.13-	*	*
FA 250 (PX-7 186)		Diesel		6690	187	254	05.13-	*	*
FA 280 (PX-7 208)		Diesel		6690	209	284	05.13-	*	*
FA 310 (PX-7 231)		Diesel		6690	231	314	05.13-	*	*
<b>LF 55 01.01-</b>					<b>Cabeza tractora</b>				
FT 55.180 (CE 136 C)		Diesel		5880	136	185	01.01-	*	*
FT 55.220 (CE 162 C)		Diesel		5880	162	220	01.01-	*	*
FT 55.250 (CE 184 C)		Diesel		5880	184	250	01.01-	*	*
FT 55.220 (GR 165 S1)		Diesel		6691	165	224	05.06-	*	*
FT 55.250 (GR 184 S1)		Diesel		6691	184	250	05.06-	*	*
FT 55.280 (GR 210 S1)		Diesel		6691	210	286	05.06-	*	*
FT 55.290 (GR 210 S1)		Diesel		6691	210	286	05.06-	*	*
<b>LF 55 01.01-</b>					<b>Caja/Chasis</b>				
FA 55.170 (BE 123 C)		Diesel		3920	123	167	01.01-	*	*
FA 55.180 (FR 136 S1)		Diesel		4461	136	185	05.06-	*	*
FA 55.180 (FR 136 S1)		Diesel		4461	136	185	05.06-	*	*
FA 55.180		Diesel		4461	136	185	05.06-	*	*
FA 55.180		Diesel		4461	136	185	05.06-	*	*
FA 55.180		Diesel		4461	136	185	05.06-	*	*
FA 55.210		Diesel		4461	152	207	01.09-	*	*
FA 55.180 (CE 136 C)		Diesel		5880	136	185	01.01-	*	*
FA 55.180 (CE 136 C)		Diesel		5880	136	185	01.01-	*	*
FA 55.220 (CE 162 C)		Diesel		5880	162	220	01.01-	*	*
FA 55.220 (CE 162 C)		Diesel		5880	162	220	01.01-	*	*
FA 55.250 (CE 184 C)		Diesel		5880	184	250	01.01-	*	*
FA 55.220 (GR 165 S1)		Diesel		6691	165	224	05.06-	*	*
FA 55.220 (GR 165 S1)		Diesel		6691	165	224	05.06-	*	*
FA 55.220		Diesel		6691	165	224	05.06-	*	*
FA 55.220 (GR 165 S1)		Diesel		6691	165	224	05.06-	*	*
FA 55.250 (GR 184 S1)		Diesel		6691	184	250	05.06-	*	*
FA 55.250 (GR 184 S1)		Diesel		6691	184	250	05.06-	*	*
FA 55.250		Diesel		6691	184	250	05.06-	*	*
FA 55.250		Diesel		6691	184	250	05.06-	*	*
FA 55.280 (GR 210 S1)		Diesel		6691	210	286	05.06-	*	*
FA 55.280 (GR 210 S1)		Diesel		6691	210	286	05.06-	*	*
FA 55.290 (GR 210 S1)		Diesel		6691	210	286	05.06-	*	*
FA 55.290 (GR 210 S1)		Diesel		6691	210	286	05.06-	*	*

# LISTA DE APLICACIONES - BUYERS GUIDE

LF 55 01.01-					Veh. Municipal				
FA 55.180		Diesel		4461	136	185	05.06-	*	*
FA 55.210		Diesel		4461	152	207	01.09-	*	*
FA 55.220		Diesel		6691	165	224	05.06-	*	*
DENNIS									
ENVIRO LINE 01.02-					Bus				
Llanta 19.5" (PAN 19-1)		Diesel					01.02-	*	*
RENAULT TRUCKS									
Midlum 01.00-					Caja/Chasis				
220.12 (DCI 6W)		Diesel		6177	158	215	10.01-	*	*
220.14 (DCI 6W)		Diesel		6177	158	215	10.01-	*	*
220.16 (DCI 6W)		Diesel		6177	158	215	10.01-	*	*
SAF									
SK 02.98-					Eje remolque				
SKRZ 11019 K							02.98-	*	
SKRZ 9019 K							02.98-		
SKRB					Eje remolque				
SKRB 9019 K							01.53-	*	
SKRB 9019 W							01.53-		
SKRB 9022 H							01.53-		
SKRS 12.92-					Eje remolque				
SKRS 11019 K							12.92-	*	
SKRS 9019 K							12.92-		
TRENKAMP&GEHLE GMBH (GIGANT)									
Protec					Eje remolque				
DH6 10008 3745							01.01-	*	
DNH6 10008 3745							01.00-		