


LISTA DE APLICACIONES - BUYERS GUIDE

RB1371

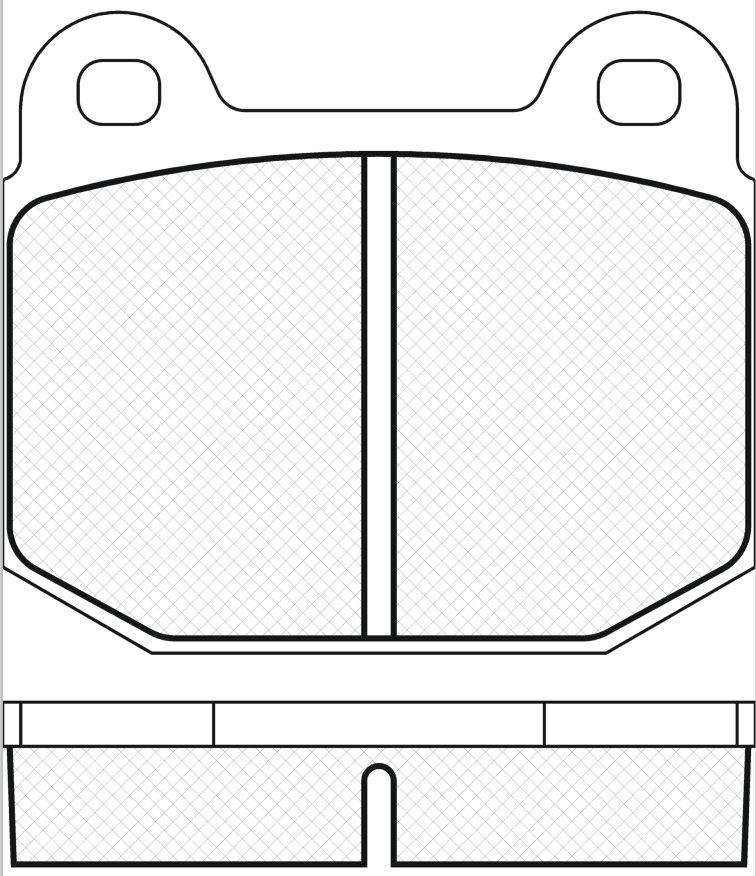


8 424073 129642


Qty: 300 Weight: 915

O.E.M.	MAKE
44060-12U87	NISSAN
48 01 292	OPEL
48 01 667	OPEL
91 990 58	VAUXHALL
93 181 525	OPEL
93 184 617	VAUXHALL
A117J-0084S	LOTUS
B117J-0084S	LOTUS

4x



RB1371



Ate - Teves



76.9x65.3x14.4

WVA
20323

FMSI
D109-8275

Sin Filas



Trac.	CC	Kw	CV	
				 
				Front / Rear

LOTUS								
ELISE 08.95-01.01					Cabrio (Sports car-S Segment)			
111 S (18 K4K)		Gasolina	RWD	1796	107	146	03.99-11.00	*
ELISE II 11.00-					Cabrio (Sports car-S Segment)			
1.8 (18 K4F)		Gasolina	RWD	1796	90	122	11.00-08.05	*
1.8 (2ZZ-GE)		Gasolina	RWD	1796	118	160	05.02-	*
1.8 (2ZZ-GE)		Gasolina	RWD	1796	140	190	11.02-	*
1.8 (2ZZ-GE)		Gasolina	RWD	1796	141	192	01.04-	*
ELISE 340 R 02.00-02.01					Cabrio (Sports car-S Segment)			
1.8		Gasolina	RWD	1796	132	180	03.00-02.01	*
EXIGE I-II (SCC_) 05.00-06.12					Coupé (Sports car-S Segment)			
1.8 16V (2ZZ-GE)		Gasolina	RWD	1796	132	180	05.00-07.08	*
1.8 16V (2ZZ-GE)		Gasolina	RWD	1796	141	192	09.01-07.08	*
1.8 16V (2ZZ-GE)		Gasolina	RWD	1796	163	222	04.06-06.12	*
1.8 Cup 240 (2ZZ-GE)		Gasolina	RWD	1796	181	246	04.06-06.12	*
1.8 265 E (2ZZ-GE)		Gasolina	RWD	1796	197	268	08.06-06.12	*
NISSAN								
SKYLINE IX (R33) 07.93-07.00					Coupé (Executive car-E Segment)			
2.6 Twin Turbo 4x4 (BCNR33) (RB26DETT)		Gasolina	4WD	2569	206	280	07.94-09.99	*
SKYLINE X (R34) 01.98-02.08					Coupé (Executive car-E Segment)			
2.0 (HR34) (RB20DE)		Gasolina	RWD	1998	114	155	06.98-07.00	*
2.5 (ER34) (RB25DEH)		Gasolina	RWD	2498	147	200	06.98-07.00	*
2.5 4x4 (ENR34) (RB25DEH)		Gasolina	4WD	2498	147	200	06.98-07.00	*

LISTA DE APLICACIONES - BUYERS GUIDE

2.6 Turbo 4x4 (BNR34) (RB26DETT)	Gasolina	4WD	2569	206	280	10.99-08.02	*
2.6 Turbo 4x4 (BNR34) (RB26DETT)	Gasolina	4WD	2569	245	333	01.99-02.08	*
SKYLINE X (R34) 01.98-01.06				Sedán (Executive car-E Segment)			
2.0 (HR34) (RB20DE)	Gasolina	RWD	1998	114	155	06.98-07.00	*
2.5 (ER34)	Gasolina	RWD	2498	147	200	06.98-07.00	*
2.5 4x4 (ENR34)	Gasolina	4WD	2498	147	200	06.98-07.00	*
2.6	Gasolina	FWD	2595	206	280	01.98-	*
OPEL							
SPEEDSTER (E01) 06.00-08.06				Cabrío (Sports car-S Segment)			
2.0 Turbo (R97) (Z 20 LET)	Gasolina	RWD	1998	147	200	08.02-08.06	*
2.0	Gasolina	FWD	1998	162	220	10.03-08.06	*
2.2 (R97) (Z 22 SE)	Gasolina	RWD	2198	108	147	06.00-08.05	*
VAUXHALL							
VX220 (E01) 09.00-07.05				Cabrío (Sports car-S Segment)			
2.0 i Turbo (Z 20 LET)	Gasolina	RWD	1998	147	200	03.01-07.05	*
2.0 VXR (Z 20 LET)	Gasolina	RWD	1998	162	220	10.03-07.05	*
2.2 i (Z 22 SE)	Gasolina	RWD	2198	108	147	09.00-07.05	*