

LISTA DE APLICACIONES - BUYERS GUIDE

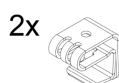
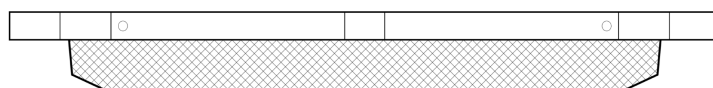
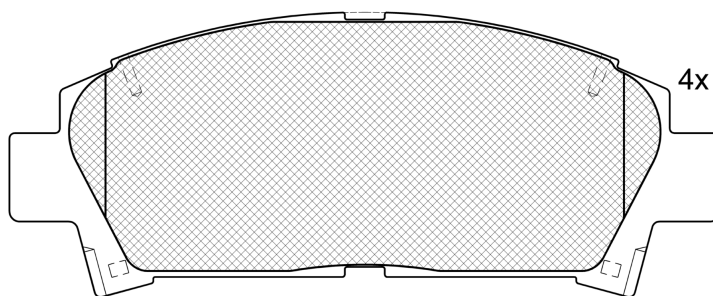
RB1169



Qty: 300

Weight: 1.520

O.E.M.	MAKE
04465-12160	TOYOTA
04465-17050	TOYOTA
04465-17120	TOYOTA
04465-17160	TOYOTA
04465-20470	TOYOTA
04465-20510	TOYOTA
04465-2B020	TOYOTA
04465-YZZCF	TOYOTA
04491-12590	TOYOTA
04491-17160	TOYOTA
04491-17170	TOYOTA
86 60 004 711	RENAULT
86 71 016 668	RENAULT



1-Ref. 610360 E

RB1169



90R-01111/166



Akebono

140.9x56x15.5

WVA
21961
Sin Filas

FMSI
D582-7462



Trac.	CC	Kw	CV
-------	----	----	----



Front / Rear

TOYOTA

AVENSIS (_T22_) 09.97-02.03

[CAMBIADO]:Break (Large family car-D Segment)

1.6 VVT-i (ZZT220_, ZZT220R) (3ZZ-FE)	Gasolina	FWD	1598	81	110	07.00-02.03	*
1.8 i (AT221_, AT221R) (7A-FE)	Gasolina	FWD	1762	81	110	09.97-10.00	*
1.8 VVT-i (ZZT221_, ZZT221R) (1ZZ-FE)	Gasolina	FWD	1794	95	129	10.00-02.03	*
2.0 i (ST220_, ST220R) (3S-FE)	Gasolina	FWD	1998	94	128	09.97-10.00	*
2.0 VVT-i (AZT220_, AZT220R) (1AZ-FSE)	Gasolina	FWD	1998	110	150	10.00-02.03	*
2.0 TD (CT220_, CT220R) (2C-TE)	Diesel	FWD	1974	66	90	09.97-02.03	*
2.0 D-4D (CDT220_, CDT220R) (1CD-FTV)	Diesel	FWD	1995	81	110	10.99-02.03	*

AVENSIS (_T22_) 09.97-02.03

[CAMBIADO]:Fastback (Large family car-D Segment)

1.8 i (AT221_, AT221R) (7A-FE)	Gasolina	FWD	1762	81	110	09.97-10.00	*
1.8 VVT-i (ZZT221_, ZZT221R) (1ZZ-FE)	Gasolina	FWD	1794	95	129	10.00-02.03	*
2.0 i (ST220_, ST220R) (3S-FE)	Gasolina	FWD	1998	94	128	09.97-10.00	*
2.0 VVT-i (AZT220_, AZT220R) (1AZ-FSE)	Gasolina	FWD	1998	110	150	10.00-02.03	*
2.0 TD (CT220_, CT220R) (2C-TE)	Diesel	FWD	1974	66	90	09.97-02.03	*
2.0 D-4D (CDT220_, CDT220R) (1CD-FTV)	Diesel	FWD	1995	81	110	10.99-02.03	*

AVENSIS (_T22_) 09.97-02.03

Sedán (Large family car-D Segment)

1.8 i (AT221_, AT221R) (7A-FE)	Gasolina	FWD	1762	81	110	09.97-10.00	*
1.8 VVT-i (ZZT221_, ZZT221R) (1ZZ-FE)	Gasolina	FWD	1794	95	129	10.00-02.03	*
2.0 i (ST220_, ST220R) (3S-FE)	Gasolina	FWD	1998	94	128	09.97-10.00	*
2.0 VVT-i (AZT220_, AZT220R) (1AZ-FSE)	Gasolina	FWD	1998	110	150	10.00-02.03	*
2.0 TD (CT220_, CT220R) (2C-TE)	Diesel	FWD	1974	66	90	09.97-02.03	*
2.0 D-4D (CDT220_, CDT220R) (1CD-FTV)	Diesel	FWD	1995	81	110	10.99-02.03	*

LISTA DE APLICACIONES - BUYERS GUIDE

CALDINA II (_T21_) 08.97-09.02					[CAMBIADO]:Break (Executive car-E Segment)			
2.0 4WD (ST215W_, ST215W) (3S-GTE)	Gasolina	4WD	1998	140	190	10.97-09.01	*	
2.0 4WD (ST215W_, ST215W) (3S-GTE)	Gasolina	4WD	1998	192	261	02.00-09.01	*	
CARINA E VI (_T19_) 04.92-09.97					[CAMBIADO]:Fastback (Compact car-C Segment)			
2.0 GTi 16V (ST191_, ST191R) (3S-GE)	Gasolina	FWD	1998	129	175	03.94-09.97	*	
CARINA E VI (_T19_) 04.92-09.97					Sedán (Compact car-C Segment)			
2.0 GTi 16V (ST191_, ST191R) (3S-GE)	Gasolina	FWD	1998	129	175	03.94-09.97	*	
MR 2 II (SW2_) 12.89-05.00					Coupé (Sports car-S Segment)			
2.0 (SW20_, SW20R) (3S-FE)	Gasolina	RWD	1998	88	120	12.89-08.92	*	
2.0 16V (SW20_, SW20R) (3S-GE)	Gasolina	RWD	1998	115	156	12.89-09.99	*	
2.0 16V (SW20_, SW20R) (3S-GE)	Gasolina	RWD	1998	125	170	12.89-05.00	*	
2.0 16V (SW20_, SW20R) (3S-GE)	Gasolina	RWD	1998	129	175	12.89-07.99	*	
2.0 Turbo (SW20_, SW20R) (3S-GTE)	Gasolina	RWD	1998	167	227	12.89-07.99	*	
2.0 Turbo (SW20_, SW20R) (3S-GTE)	Gasolina	RWD	1998	180	245	12.89-07.99	*	