

LISTA DE APLICACIONES - BUYERS GUIDE

RB1122-700

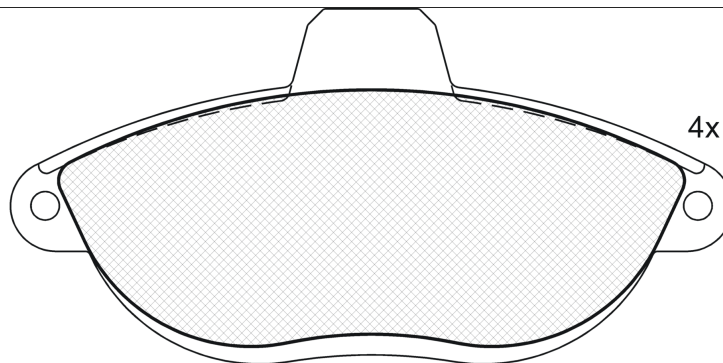


8 424073 126672

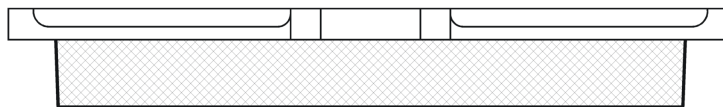
Qty: 639

Weight: 1.725

O.E.M.	MAKE
00795915	FIAT
16 172 505 80	CITROËN
4241.50	CITROËN
4251.25	PEUGEOT
4251.26	PEUGEOT
4251.50	CITROËN
4251.51	PEUGEOT
4254.54	CITROËN
7 171 113 5	FIAT
7 177 013 2	FIAT
7 177 098 6	FIAT
7 723 223 8	FIAT
7 736 223 8	FIAT
7 736 592 8	FIAT
795 915	FIAT
86 60 004 623	RENAULT
86 71 016 531	RENAULT
9 404 251 258	FIAT
9 404 251 518	FIAT
E172050	CITROËN



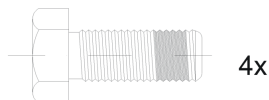
4x



2x

1 - Ref. 610116 E

141122-700



4x

1-690042

RB1122-700



90R-01217/042



Bendix

139.7x68.7x18.7

WVA
23003
23040
23041
23042

FMSI
D2346-9578

Sin Filas



Trac.	CC	Kw	CV
-------	----	----	----



Front / Rear

CITROËN

EVASION / SYNERGIE (22, U6) 03.94-07.02

1.8 (LFZ (XU7JP))	Gasolina	FWD	1761	73	99	05.97-07.02	*
1.8	Gasolina	FWD	1761	76	103	02.96-12.96	*

JUMPY / DISPATCH (BS_, BT_, BY_, BZ_) 06.94-10.06

1.6 i (1580 SPI)	Gasolina	FWD	1581	58	79	10.95-08.00	*
1.6 i (220 A2.000)	Gasolina	FWD	1581	58	79	10.95-08.00	*
2.0 i 16V (RFN (EW10J4))	Gasolina	FWD	1997	102	138	03.00-10.06	*
1.9 D 70 (WJY (DW8B))	Diesel	FWD	1868	51	69	04.98-10.06	*
1.9 D 70 (WJZ (DW8))	Diesel	FWD	1868	51	69	04.98-10.06	*
1.9 D (D9B (XUD9A/U))	Diesel	FWD	1905	51	69	10.95-08.98	*
1.9 DT	Diesel	FWD	1905	65	88	10.95-08.00	*
1.9 TD (DHX (XUD9TF/BTF))	Diesel	FWD	1905	66	90	10.95-08.00	*
2.0 HDi 95 (RHX (DW10BTED))	Diesel	FWD	1997	69	94	10.99-10.06	*
2.0 HDi 110 (RHZ (DW10ATED))	Diesel	FWD	1997	80	109	10.01-10.06	*
2.0 HDi 110 (RHZ (DW10BTED))	Diesel	FWD	1997	80	109	10.01-10.06	*
2.0 HDi 110 (RHZ (DW10BTED+))	Diesel	FWD	1997	80	109	10.01-10.06	*
2.0 HDi 110 (RHZ (DW10CTED))	Diesel	FWD	1997	80	109	10.01-10.06	*
2.0 HDi 110 (RHZ (DW10CTED+))	Diesel	FWD	1997	80	109	10.01-10.06	*
2.2 HDi	Diesel	RWD	2179	66	90	12.03-10.06	*

JUMPY / DISPATCH (U6U_) 06.94-12.06

1.6 (1580 SPI)	Gasolina	FWD	1581	58	79	10.95-08.00	*
1.6 (220 A2.000)	Gasolina	FWD	1581	58	79	10.95-08.00	*
2.0 (RFN (EW10J4))	Gasolina	FWD	1997	100	136	04.00-12.06	*

LISTA DE APLICACIONES - BUYERS GUIDE

2.0 i 16V (RFN (EW10J4))	Gasolina	FWD	1997	102	138	03.00-10.06	*
1.9 D 70 (WJY (DW8B))	Diesel	FWD	1868	51	69	04.98-11.03	*
1.9 D 70 (WJZ (DW8))	Diesel	FWD	1868	51	69	04.98-11.03	*
1.9 D (D9B (XUD9A/U))	Diesel	FWD	1905	51	69	10.95-08.98	*
1.9 TD (DHX (XUD9TF/BTF))	Diesel	FWD	1905	66	90	10.95-08.00	*
1.9 TD (D8B (XUD9TF))	Diesel	FWD	1905	68	92	04.96-11.03	*
2.0 HDi 95 (RHX (DW10BTED))	Diesel	FWD	1997	69	94	10.99-10.06	*
2.0 HDI 110 (RHW (DW10ATED4))	Diesel	FWD	1997	80	109	03.00-10.06	*
2.0 HDI 110 (RHZ (DW10ATED))	Diesel	FWD	1997	80	109	03.00-10.06	*
2.2 HDi	Diesel	RWD	2179	66	90	12.03-10.06	*
JUMPY / DISPATCH (BU_, BV_, BW_, BX_) 10.99-10.06				Caja/Chasis (LCVs-N1 Segment)			
2.0 (RFN (EW10J4))	Gasolina	FWD	1997	100	136	12.03-10.06	*
1.9 TD (WJY (DW8B))	Diesel	FWD	1868	51	69	11.00-10.06	*
1.9 TD (D8B (XUD9TE))	Diesel	FWD	1905	68	92	10.99-10.06	*
2.0 HDi 95 (RHX (DW10BTED))	Diesel	FWD	1997	69	94	10.99-10.06	*
2.0 HDI 110 (RHZ (DW10ATED))	Diesel	FWD	1997	80	109	12.03-10.06	*
2.0 HDI 110 (RHZ (DW10BTED))	Diesel	FWD	1997	80	109	12.03-10.06	*
2.0 HDI 110 (RHZ (DW10BTED+))	Diesel	FWD	1997	80	109	12.03-10.06	*
2.0 HDI 110 (RHZ (DW10CTED))	Diesel	FWD	1997	80	109	12.03-10.06	*
2.0 HDI 110 (RHZ (DW10CTED+))	Diesel	FWD	1997	80	109	12.03-10.06	*
FIAT							
SCUDO (220_) 02.96-12.06				[CAMBIADO]:Furgón (LCVs-N1 Segment)			
1.6 (220 A 2.000)	Gasolina	FWD	1581	58	79	02.96-12.06	*
2.0 (RFN (EW10J4))	Gasolina	FWD	1997	100	136	05.00-12.06	*
1.9 D (WJY (DW8B))	Diesel	FWD	1868	51	69	04.98-12.06	*
1.9 D (WJZ (DW8))	Diesel	FWD	1868	51	69	04.98-12.06	*
1.9 D (D9B)	Diesel	FWD	1905	51	69	02.96-12.06	*
1.9 TD (DHX (XUD9TF/L))	Diesel	FWD	1905	66	90	02.96-12.06	*
1.9 TD (D8B)	Diesel	FWD	1905	68	92	02.98-12.06	*
2.0 JTD (RHX)	Diesel	FWD	1997	69	94	10.99-12.06	*
2.0 JTD (RHZ)	Diesel	FWD	1997	80	109	12.02-12.06	*
2.0 JTD 16V (RHK (DW10UTED4))	Diesel	FWD	1997	80	109	05.99-12.06	*
2.0 JTD 16V (RHM (DW10ATED4))	Diesel	FWD	1997	80	109	05.99-12.06	*
2.0 JTD 16V (RHW (DW10ATED4))	Diesel	FWD	1997	80	109	05.99-12.06	*
SCUDO (220_) 02.96-12.06				Bus (Minibus-M2-Segment)			
1.6 (220 A 2.000)	Gasolina	FWD	1581	58	79	02.96-12.06	*
2.0 16V (RFN (EW10J4))	Gasolina	FWD	1997	100	136	06.00-12.06	*
1.9 D (WJZ (DW8))	Diesel	FWD	1868	51	69	04.98-12.06	*
1.9 D (D9B)	Diesel	FWD	1905	51	69	02.96-04.98	*
1.9 TD Eco (DHX (XUD9TF/L))	Diesel	FWD	1905	66	90	02.96-12.06	*
1.9 TD (D8B)	Diesel	FWD	1905	68	92	02.96-12.06	*
2.0 JTD (RHX)	Diesel	FWD	1997	69	94	01.04-12.06	*
2.0 JTD (RHZ)	Diesel	FWD	1997	80	109	12.99-12.06	*
SCUDO (220_) 09.96-12.06				Caja/Chasis (LCVs-N1 Segment)			
1.6 (220 A 2.000)	Gasolina	FWD	1581	58	79	09.96-12.06	*
1.9 D (WJY (DW8))	Diesel	FWD	1868	51	69	04.98-12.06	*
1.9 TD (D8B)	Diesel	FWD	1905	68	92	09.96-12.06	*
1.9 TD (DHX (XUD9TF/L))	Diesel	FWD	1905	68	92	09.96-12.06	*
2.0 JTD (RHX)	Diesel	FWD	1997	69	94	10.99-12.06	*
2.0 JTD (RHZ)	Diesel	FWD	1997	80	109	12.02-12.06	*

LISTA DE APLICACIONES - BUYERS GUIDE

2.0 JTD 16V (RHK (DW10UTED4))	Diesel	FWD	1997	80	109	05.99-12.06	*
2.0 JTD 16V (RHW (DW10ATED4))	Diesel	FWD	1997	80	109	05.99-12.06	*
ULYSSE (220_) 06.94-08.02				MPV (Large MPV-M1 Segment)			
1.8 (220.BB5) (LFW (XU7JP))	Gasolina	FWD	1761	73	99	05.97-08.02	*
PEUGEOT							
806 (221) 06.94-08.02				MPV (Large MPV-M1 Segment)			
1.8 (LFW (XU7JP))	Gasolina	FWD	1761	73	99	07.95-08.02	*
EXPERT (222) 07.95-03.08				[CAMBIADO]:Furgón (LCVs-N1 Segment)			
1.6 (222A2 (1580 SPI))	Gasolina	FWD	1581	58	79	02.96-09.00	*
1.8 (LFZ (XU7JP))	Gasolina	FWD	1761	74	101	10.96-09.00	*
2.0 (RFN (EW10J4))	Gasolina	FWD	1997	100	136	09.02-12.06	*
1.9 D 70 (WJY (DW8B))	Diesel	FWD	1868	51	69	12.98-12.06	*
1.9 D 70 (WJZ (DW8))	Diesel	FWD	1868	51	69	12.98-12.06	*
1.9 D (D9B (XUD9AU))	Diesel	FWD	1905	51	70	02.96-12.98	*
1.9 TD (DHX (XUD9TE))	Diesel	FWD	1905	66	90	02.96-09.00	*
1.9 TD (D8B (XUD9TE))	Diesel	FWD	1905	68	92	02.96-05.98	*
2.0 HDi (RHX (DW10BTED))	Diesel	FWD	1997	69	94	07.00-12.06	*
2.0 HDi (RHZ (DW10ATED))	Diesel	FWD	1997	80	109	07.00-12.06	*
2.0 HDi (RHZ (DW10BTED))	Diesel	FWD	1997	80	109	07.00-12.06	*
2.0 HDi (RHZ (DW10BTED+))	Diesel	FWD	1997	80	109	07.00-12.06	*
2.0 HDi (RHZ (DW10CTED))	Diesel	FWD	1997	80	109	07.00-12.06	*
2.0 HDi (RHW (DW10ATED4))	Diesel	FWD	1997	80	109	07.00-12.06	*
EXPERT (224_) 10.95-12.06				Bus (Minibus-M2-Segment)			
1.6 (224A2 (1580 SPI))	Gasolina	FWD	1581	58	79	02.96-09.00	*
1.8 (LFZ (XU7JP))	Gasolina	FWD	1761	74	101	10.96-09.00	*
2.0 (RFN (EW10J4))	Gasolina	FWD	1997	100	136	07.00-12.06	*
1.9 D (WJY (DW8B))	Diesel	FWD	1868	51	69	12.03-12.06	*
1.9 D (WJZ (DW8))	Diesel	FWD	1868	51	69	12.03-12.06	*
1.9 D (D9B (XUD9AU))	Diesel	FWD	1905	51	70	02.96-12.98	*
1.9 TD (DHX (XUD9TE))	Diesel	FWD	1905	66	90	02.96-09.00	*
1.9 TD (D8B (XUD9TE))	Diesel	FWD	1905	68	92	02.96-05.98	*
1.9 D	Diesel	RWD	1905	69	94	10.95-05.98	*
2.0 HDi (RHX (DW10BTED))	Diesel	FWD	1997	69	94	10.00-10.06	*
2.0 HDi (RHZ (DW10ATED))	Diesel	FWD	1997	80	109	07.00-12.06	*
2.0 HDi (RHZ (DW10BTED))	Diesel	FWD	1997	80	109	07.00-12.06	*
2.0 HDi (RHZ (DW10BTED+))	Diesel	FWD	1997	80	109	07.00-12.06	*
2.0 HDi (RHZ (DW10CTED))	Diesel	FWD	1997	80	109	07.00-12.06	*
2.0 HDi 16V (RHW (DW10ATED4))	Diesel	FWD	1997	80	109	07.00-12.06	*
EXPERT (223) 12.95-12.06				Caja/Chasis (LCVs-N1 Segment)			
1.6 (223A2 (1580 SPI))	Gasolina	FWD	1581	58	79	02.96-09.00	*
1.9 D (WJY (DW8B))	Diesel	FWD	1868	51	69	06.98-09.01	*
1.9 D (WJZ (DW8))	Diesel	FWD	1868	51	69	06.98-09.01	*
1.9 D (D9B (XUD9AU))	Diesel	FWD	1905	51	70	02.96-12.98	*
1.9 TD (DHX (XUD9TE))	Diesel	FWD	1905	66	90	02.96-09.00	*
1.9 TD (D8B (XUD9TE))	Diesel	FWD	1905	68	92	02.96-05.98	*
2.0 HDi (RHX (DW10BTED))	Diesel	FWD	1997	69	94	10.00-10.06	*
2.0 HDi (RHW (DW10ATED4))	Diesel	FWD	1997	80	109	10.00-10.06	*
2.0 HDi	Diesel	FWD	1997	80	109	10.00-10.06	*