

# LISTA DE APLICACIONES - BUYERS GUIDE

## RB1043-110

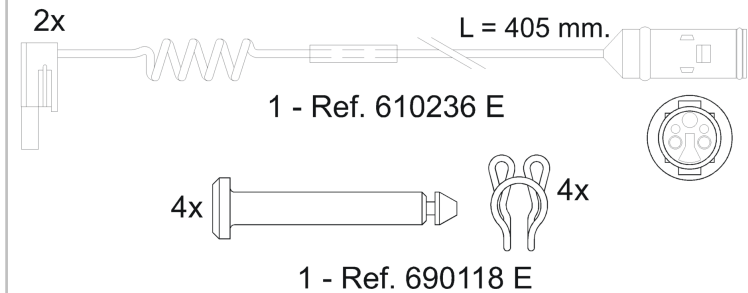
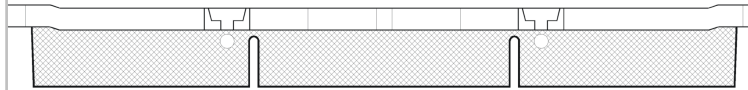
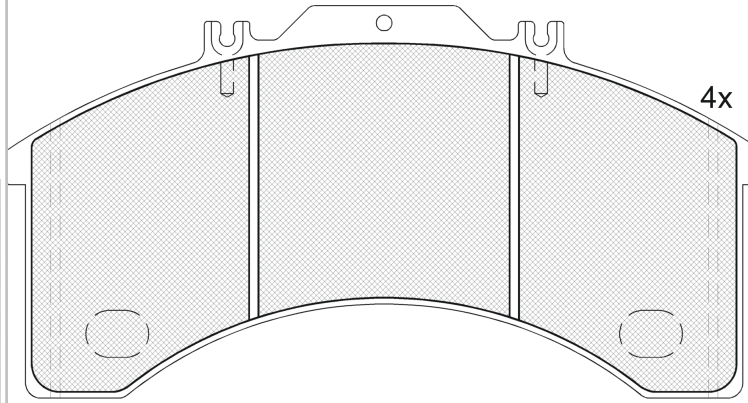


8 424073 125781

Qty: 650

Weight: 8.450

O.E.M.	MAKE
190 6191	IVECO
190 6456	IVECO
190 6459	IVECO
190 7631	IVECO
190 8614	IVECO
299 2479	IVECO
485 691 2	IVECO
717 3317	IVECO



## RB1043-110



E 9 90R-01178/638

Bendix ADB4300

240.5x124.8x25

WVA

29011

Sin Filas



Trac.	CC	Kw	CV
-------	----	----	----



Front / Rear

### IVECO

#### 10.00-07.07

					Veh. Municipal			
75 E 15 tector (F4AE0481C)	Diesel		3922	110	149	09.00-07.07	*	*

#### EuroCargo I-III 01.91-09.15

					Caja/Chasis			
170 E 18, 180 E 18 (8060.25V.4800)	Diesel		5861	130	177	01.91-09.15	*	
170 E 23, 180 E 23 (8060.45S TCA)	Diesel		5861	167	227	01.91-09.15	*	
170 E 27, 180 E 27 (8360.46.417 TCA)	Diesel		7685	196	267	01.91-09.15	*	

#### EuroCargo I-III 01.91-09.15

					Camión volquete			
170 E 18 K, 180 E 18 K (8060.25V.4800)	Diesel		5861	130	177	01.91-09.15	*	
170 E 23 K, 180 E 23 K (8060.45S TCA)	Diesel		5861	167	227	01.91-09.15	*	
260 E 23 KE (8060.45S TCA)	Diesel		5861	167	227	01.92-09.15	*	

#### EuroCargo I-III 01.91-09.15

175 E24	Diesel		5795			01.91-	*	
175 E27	Diesel		5795			01.91-	*	
176 E30	Diesel		5795			01.91-	*	
176 E34	Diesel		5795			01.91-	*	
179 E24	Diesel		5795			01.91-	*	
179 E27	Diesel		5795			01.91-	*	
179 E30	Diesel		5795			01.91-	*	
325 E27	Diesel		5795			01.91-	*	
390 E30	Diesel		5795			01.91-	*	
390 E34	Diesel		5795			01.91-	*	

#### EuroFire 01.91-

					Veh. Municipal			
95 E 18 W (8060.45B)	Diesel		5861	130	177	01.93-09.00	*	*

# LISTA DE APLICACIONES - BUYERS GUIDE

EuroStar 01.93-10.02					Cabeza tractora			
LD 400 E 38 TX/P,LD 440 E 38 TX/P (8460.41L TCA)	Diesel		9498	276	375	01.93-02.02	*	
LD 400 E 38 TX/P,LD 440 E 38 TX/P (8460.41L.5020)	Diesel		9498	276	375	01.93-02.02	*	
LD 400 E 38 TX/P,LD 440 E 38 TX/P (8460.41N)	Diesel		9498	276	375	01.93-02.02	*	
LD 440 E 38 T (8460.41L TCA)	Diesel		9498	276	375	01.93-02.02	*	*
LD 440 E 38 T (8460.41N)	Diesel		9498	276	375	01.93-02.02	*	*
LD 440 E 38 TZ (8460.41L TCA)	Diesel		9498	276	375	01.93-02.02	*	*
LD 440 E 38 TZ (8460.41N)	Diesel		9498	276	375	01.93-02.02	*	*
LD 440 E 39 T, LD 440 E 39 T/P (F3AE0681E)	Diesel		10308	287	390	11.99-02.02	*	*
LD 440 E 39 TX, LD 440 E 39 TX/P (F3AE0681E)	Diesel		10308	287	390	11.99-10.02	*	
LD 440 E 40 T (F3AE0681B)	Diesel		10308	294	400	09.00-02.02	*	*
LD 440 E 40 TX/P (F3AE0681B)	Diesel		10308	294	400	01.01-02.02	*	*
LD 440 E 43 T/P (F3AE0681D)	Diesel		10308	316	430	01.93-02.02	*	*
LD 440 E 43 TX/P (F3AE0681D)	Diesel		10308	316	430	11.99-02.02	*	
LD 440 E 48 T/P (F3BE0681E)	Diesel		12882	353	480	01.01-02.02	*	*
LD 400 E 42 TX/P,LD 440 E 42 TX/P (8210.42L.)	Diesel		13798	309	420	01.93-02.02	*	
LD 440 E 42 T/P (8210.42L(TCA))	Diesel		13798	309	420	01.93-02.02	*	*
LD 440 E 42 T/P (8210.42L.)	Diesel		13798	309	420	01.93-02.02	*	*
LD 440 E 42 TZ (8210.42L.)	Diesel		13798	309	420	01.93-02.02	*	*
LD 440 E 47 T/P (8210.42M. TCA)	Diesel		13798	345	469	01.93-02.02	*	*
LD 440 E 47 TZ (8210.42M. TCA)	Diesel		13798	345	469	01.93-02.02	*	*
LD 440 E 52 T (8280.42S. TCA)	Diesel		17173	378	514	01.93-02.02	*	*
LD 440 E 52 TZ (8280.42S. TCA)	Diesel		17173	378	514	01.93-02.02	*	*
EuroStar 01.93-10.02					Caja/Chasis			
LD 190 E 38 P (8460.41L TCA)	Diesel		9498	276	375	01.93-02.02	*	*
LD 240 E 38 (8460.41L.5020)	Diesel		9498	276	375	01.93-02.02	*	
LD 240 E 38	Diesel		9498	276	375	01.93-02.02	*	*
LD 260 E 38 P (8460.41L TCA)	Diesel		9498	276	375	01.93-02.02	*	*
LD 190 E 39 P, LD 190 E 39 FP (F3AE0681E)	Diesel		10308	287	390	11.99-02.02	*	*
LD 260 E 39 P, LD 260 E 39 FP (F3AE0681E)	Diesel		10308	287	390	11.99-02.02	*	
LD 190 E 40 (F3AE0681B)	Diesel		10308	294	400	09.00-02.02	*	*
LD 260 E 40 (F3AE0681B)	Diesel		10308	294	400	09.00-02.02	*	
LD 260 E 40	Diesel		10308	294	400	09.00-02.02	*	*
LD 190 E 43, LD 190 E 43 P, LD 190 E 43 FP (F3AE0681D)	Diesel		10308	316	430	11.99-02.02	*	*
LD 260 E 43 Y/PS, LD 260 E 43 FP (F3AE0681D)	Diesel		10308	316	430	01.93-02.02	*	
LD 260 E 43 Y/PS, LD 260 E 43 FP	Diesel		10308	316	430	01.93-02.02	*	*
LD 260 E 48 Y/PS (F3BE0681E)	Diesel		12882	353	480	01.93-02.02	*	
LD 190 E 42, LD 190 E 42 P (8210.42L(TCA))	Diesel		13798	309	420	01.93-02.02	*	*
LD 190 E 42, LD 190 E 42 P (8210.42L.400)	Diesel		13798	309	420	01.93-02.02	*	*
LD 240 E 42 FS, LD 240 E 42 PS (8210.42L(TCA))	Diesel		13798	309	420	01.93-02.02	*	
LD 240 E 42 FS, LD 240 E 42 PS (8210.42L.400)	Diesel		13798	309	420	01.93-02.02	*	
LD 240 E 42 FS, LD 240 E 42 PS	Diesel		13798	309	420	01.93-02.02	*	*
LD 260 E 42 P (8210.42L.)	Diesel		13798	309	420	01.93-02.02	*	*
LD 190 E 47 (8210.42M. TCA)	Diesel		13798	345	469	01.93-02.02	*	*
LD 240 E 47 PS (8210.42M. TCA)	Diesel		13798	345	469	01.93-02.02	*	
LD 240 E 47 PS	Diesel		13798	345	469	01.93-02.02	*	*
LD 260 E 47 (8210.42M. TCA)	Diesel		13798	345	469	01.93-02.02	*	*
LD 190 E 52 (8280.42S. TCA)	Diesel		17173	378	514	01.93-02.02	*	*
LD 240 E 52 PS (8280.42S. TCA)	Diesel		17173	378	514	01.93-02.02	*	

# LISTA DE APLICACIONES - BUYERS GUIDE

LD 240 E 52 PS	Diesel	17173	378	514	01.93-02.02	*	*
LD 260 E 52 (8280.42S. TCA)	Diesel	17173	378	514	01.93-02.02	*	*
<b>EuroTech MH 01.98-</b>			<b>Cabeza tractora</b>				
400 E 31 TP, 440 E 31 T, 440 E 31 TP (F2BE0681B)	Diesel	7790	228	310	09.98-	*	
400 E 35 TP, 440 E 35 T, 440 E 35 T/P, 440 E 35 T/FP (F2BE0681A)	Diesel	7790	259	352	09.98-	*	
440 E 35 TX/P (F2BE0681A)	Diesel	7790	259	352	02.00-	*	
<b>EuroTech MH 01.98-</b>			<b>Caja/Chasis</b>				
190 E 24, 190 E 24 /P (F2BE0681D)	Diesel	7790	180	245	09.98-	*	
260 E 24 Y/P, 260 E 24 Y/PS, 260 E 24 Y/PT (F2BE0681D)	Diesel	7790	180	245	11.99-	*	
260 E 24 Y/P, 260 E 24 Y/PS, 260 E 24 Y/PT	Diesel	7790	180	245	11.99-	*	*
190 E 27, 190 E 27 /P (F2BE0681C)	Diesel	7790	200	272	09.98-	*	
190 E 27, 190 E 27 /P (F2BE0681F)	Diesel	7790	200	272	09.98-	*	
260 E 27 Y/P, 260 E 27 Y/PS, 260 E 27 RY/PS, 260 E 27 RY/PT (F2BE0681C)	Diesel	7790	200	272	11.99-	*	
260 E 27 Y/P, 260 E 27 Y/PS, 260 E 27 RY/PS, 260 E 27 RY/PT (F2BE0681F)	Diesel	7790	200	272	11.99-	*	
260 E 27 Y/P, 260 E 27 Y/PS, 260 E 27 RY/PS, 260 E 27 RY/PT	Diesel	7790	200	272	11.99-	*	*
190 E 30, 190 E 30 /P (F2BE0681E)	Diesel	7790	218	296	01.00-	*	
260 E 30 Y/PS (F2BE0681E)	Diesel	7790	218	296	01.00-	*	
260 E 30 Y/PS	Diesel	7790	218	296	01.00-	*	*
190 E 31, 190 E 31 /P (F2BE0681B)	Diesel	7790	228	310	09.98-	*	
260 E 31 Y/P, 260 E 31 Y/PS, 260 E 31 Y/PT (F2BE0681B)	Diesel	7790	228	310	11.99-	*	
260 E 31 Y/P, 260 E 31 Y/PS, 260 E 31 Y/PT	Diesel	7790	228	310	11.99-	*	*
190 E 35, 190 E 35 /P, 190 E 35 /FP (F2BE0681A)	Diesel	7790	259	352	09.98-	*	
260 E 35 Y/P, 260 E 35 Y/PT, 260 E 35 Y/TN (F2BE0681A)	Diesel	7790	259	352	11.99-	*	
260 E 35 Y/P, 260 E 35 Y/PT, 260 E 35 Y/TN	Diesel	7790	259	352	11.99-	*	*
<b>EuroTech MH 01.98-</b>			<b>Camión volquete</b>				
190 E 24 K (F2BE0681D)	Diesel	7790	180	245	09.98-	*	
190 E 27 K (F2BE0681C)	Diesel	7790	200	272	09.98-	*	
190 E 27 K (F2BE0681F)	Diesel	7790	200	272	09.98-	*	
190 E 31 K (F2BE0681B)	Diesel	7790	228	310	09.98-	*	
<b>EuroTech MP 01.92-</b>			<b>Cabeza tractora</b>				
400 E 34 T, 440 E 34 T (8460.41K.406)	Diesel	9498	254	345	01.92-	*	
400 E 38 T, 440 E 38 T, 440 E 38 T /P (8460.41L.5020)	Diesel	9498	276	375	01.92-	*	
400 E 38 T, 440 E 38 T, 440 E 38 T /P (8460.41N)	Diesel	9498	276	375	01.92-	*	
400 E 38 TXP (8460.41L.5020)	Diesel	9498	276	375	11.93-12.96	*	
400 E 38 TXP (8460.41N)	Diesel	9498	276	375	11.93-12.96	*	
440 E 38 TZ (8460.41L TCA)	Diesel	9498	276	375	01.93-	*	*
440 E 39 T, 440 E 39 T/P, 440 E 39 T/FP-CT (F3AE0681E)	Diesel	10308	287	390	11.99-	*	
440 E 39 TX/P (F3AE0681E)	Diesel	10308	287	390	11.99-	*	
440 E 40 T/P (F3AE0681B)	Diesel	10308	294	400	09.00-	*	
440 E 40 TX/P (F3AE0681B)	Diesel	10308	294	400	01.01-	*	
440 E 43 T, 440 E 43 T/P (F3AE0681D)	Diesel	10308	316	430	11.99-	*	
440 E 43 TX/P (F3AE0681D)	Diesel	10308	316	430	11.99-	*	
400 E 42 T, 440 E 42 T, 440 E 42 T/P (8210.42L TCA))	Diesel	13798	309	420	01.92-	*	
400 E 42 T, 440 E 42 T, 440 E 42 T/P (8210.42L.400)	Diesel	13798	309	420	01.92-	*	
440 E 42 TZ (8210.42L.400)	Diesel	13798	309	420	01.93-	*	*

# LISTA DE APLICACIONES - BUYERS GUIDE

EuroTech MP 01.92-					Caja/Chasis			
240 E 30 PS (8460.41C. TCA)	Diesel		9498	221	301	01.97-	*	
180 E 34 (8460.41K.406)	Diesel		9498	254	345	01.92-12.93	*	
190 E 34 (8460.41K.406)	Diesel		9498	254	345	01.93-	*	
240 E 34 (8460.41K. TCA)	Diesel		9498	254	345	09.95-12.96	*	
180 E 38 (8460.41L.5020)	Diesel		9498	276	375	01.92-12.93	*	
190 E 38 (8460.41L TCA)	Diesel		9498	276	375	01.93-	*	
240 E 38 (8460.41L.5020)	Diesel		9498	276	375	01.92-	*	
240 E 38	Diesel		9498	276	375	01.92-	*	*
260 E 38 P (8460.41N)	Diesel		9498	276	375	01.94-	*	
190 E 39, 190 E 39 /P, 190 E39 /FP (F3AE0681E)	Diesel		10308	287	390	11.99-	*	
260 E 39 Y, 260 E 39 Y/P, 260 E 39 Y/FP, 260 E 39 Y/FS (F3AE0681E)	Diesel		10308	287	390	11.99-	*	
190 E 40 /P (F3AE0681B)	Diesel		10308	294	400	01.01-	*	
260 E 40 (F3AE0681B)	Diesel		10308	294	400	01.01-	*	
260 E 40	Diesel		10308	294	400	01.01-	*	*
190 E 43, 190 E 43 /P (F3AE0681D)	Diesel		10308	316	430	01.01-	*	
260 E 43 Y, 260 E 43 Y/P (F3AE0681D)	Diesel		10308	316	430	11.99-	*	
180 E 42 (8210.42L.400)	Diesel		13798	309	420	01.92-12.93	*	
190 E 42, 190 E 42 /P (8210.42L.400)	Diesel		13798	309	420	01.93-	*	
240 E 42 (8210.42L.400)	Diesel		13798	309	420	01.92-	*	
240 E 42	Diesel		13798	309	420	01.92-	*	*
260 E 42 (8210.42L.400)	Diesel		13798	309	420	01.94-	*	
EuroTech MT 01.92-08.98					Cabeza tractora			
400 E 30 T (8460.41C.320)	Diesel		9498	221	301	01.92-08.98	*	*
400 E 34 T (8460.41K.406)	Diesel		9498	254	345	01.92-08.98	*	*
EuroTech MT 01.92-08.98					Caja/Chasis			
180 E 24 (8360.46R.416 TCA)	Diesel		7685	176	239	01.92-12.96	*	*
190 E 24 (8360.46R.416 TCA)	Diesel		7685	176	239	01.97-08.98	*	*
180 E 27 (8360.46.417 TCA)	Diesel		7685	196	267	01.92-12.96	*	*
190 E 27 (8360.46.417 TCA)	Diesel		7685	196	267	01.97-08.98	*	*
180 E 30 R (8460.41C.320)	Diesel		9498	221	301	01.92-12.96	*	*
190 E 30 (8460.41C.320)	Diesel		9498	221	301	01.97-08.98	*	*
180 E 34 R (8460.41K.406)	Diesel		9498	254	345	01.92-12.93	*	*
EuroTech MT 01.92-08.98					Camión volquete			
180 E 24 K (8360.46R.416 TCA)	Diesel		7685	176	239	01.93-12.96	*	*
190 E 24 K (8360.46R.416 TCA)	Diesel		7685	176	239	01.97-08.98	*	*
180 E 27 K (8360.46.417 TCA)	Diesel		7685	196	267	01.92-12.96	*	*
190 E 27 K (8360.46.417 TCA)	Diesel		7685	196	267	01.97-08.98	*	*
190 E 30 K (8460.41C.320)	Diesel		9498	221	301	01.97-08.98	*	*