


# LISTA DE APLICACIONES - BUYERS GUIDE

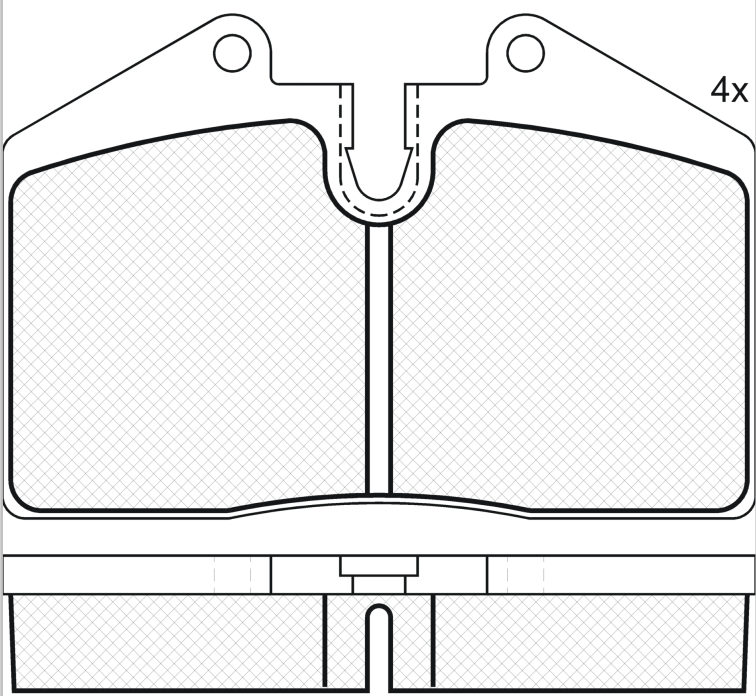
## RB1036



8 424073 125569


Qty: 300      Weight: 1.350

O.E.M.	MAKE
700 005 98	FERRARI
700 005 99	FERRARI
700 007 67	FERRARI
700 008 25	FERRARI
700 008 26	FERRARI
8A0 698 451	AUDI
8A0 698 451 A	AUDI
8A0 698 451 B	AUDI
930 351 938 02	PORSCHE
930 351 938 04	PORSCHE
930 351 938 05	PORSCHE
930 351 940 15	PORSCHE
930 351 940 25	PORSCHE
951 351 930 06	PORSCHE
951 351 930 16	PORSCHE
951 351 939 02	PORSCHE
951 351 939 03	PORSCHE
951 351 939 04	PORSCHE
951 351 939 05	PORSCHE
951 351 939 08	PORSCHE
964 351 930 02	PORSCHE
964 351 939 02	PORSCHE
964 351 939 03	PORSCHE
965 352 930 04	PORSCHE
965 352 939 00	PORSCHE



4x

## RB1036



Ate - Teves

97.8x65.5x17.5

**WVA**  
20877

**FMSI**  
D286-7189  
D345-7238

Sin Filas



Trac.	CC	Kw	CV		
					
				Front / Rear	

AUDI									
<b>80 V B4 Avant / 90 (8C5) 09.91-01.96</b>							<b>[CAMBIADO]:Break (Compact executive car-D Segment)</b>		
RS2 quattro (ADU)	Gasolina	4WD	2226	232	315	03.94-05.95	*		
FERRARI									
<b>348 Spider 03.93-12.95</b>							<b>Cabrio (Sports car-S Segment)</b>		
3.4	Gasolina	RWD	3405	221	301	03.93-12.95	*	*	
3.4 (V834)	Gasolina	RWD	3405	235	320	03.93-12.95	*	*	
<b>348 TB / GTB 02.90-04.94</b>							<b>Coupé (Sports car-S Segment)</b>		
3.4 (F 119 F 000)	Gasolina	RWD	3405	221	300	02.90-04.94	*	*	
3.4 (F 119 D 040)	Gasolina	RWD	3405	235	320	10.93-04.94	*	*	
<b>348 TS / GTS 09.88-12.95</b>							<b>Targa (Sports car-S Segment)</b>		
3.4 (F 119 F 000)	Gasolina	RWD	3405	221	300	08.90-10.93	*	*	
3.4 (F 119 D 040)	Gasolina	RWD	3405	235	320	10.93-12.95	*	*	
<b>456 GT/GTA 01.93-06.04</b>							<b>Coupé (Sports car-S Segment)</b>		
5.5 (F116) (F 116 B 00)	Gasolina	RWD	5474	325	442	01.93-06.04	*		
<b>512 M 11.94-08.96</b>							<b>Coupé (Sports car-S Segment)</b>		
4.9 (F 110 HB)	Gasolina	RWD	4943	324	440	11.94-08.96	*	*	
<b>512 TR 01.92-10.94</b>							<b>Coupé (Sports car-S Segment)</b>		
4.9 (F 113 D 00/40)	Gasolina	RWD	4943	315	428	01.92-10.94	*		
<b>550 MARANELLO (U.S.A.) 09.96-12.02</b>							<b>Coupé (Grand Tourer-S Segment)</b>		
-	Gasolina	FWD				09.96-	*		

# LISTA DE APLICACIONES - BUYERS GUIDE

F355 Berlinetta 05.94-03.99					Coupé (Sports car-S Segment)				
3.5 (F 129B/40)	Gasolina	RWD	3496	280	380	05.94-03.99	*	*	
F355 Spider 05.94-12.00					Cabrio (Sports car-S Segment)				
3.5 (F 129B/40)	Gasolina	RWD	3496	280	380	07.95-12.00	*	*	
MONDIAL 03.83-12.93					Cabrio (Sports car-S Segment)				
3.4 T (F 119 D)	Gasolina	RWD	3405	221	300	01.89-12.93	*	*	
MONDIAL 07.80-12.93					Coupé (Sports car-S Segment)				
3.4 T (F 119 D)	Gasolina	RWD	3405	221	300	03.89-12.93	*	*	
MASERATI									
3200 GT 10.98-03.02					Coupé (Sports car-S Segment)				
3.2 Biturbo V8 32V	Gasolina	RWD	3217	250	340	10.98-03.02	*		
3.2 Biturbo V8 32V (AM 585)	Gasolina	RWD	3217	271	369	10.98-03.02			
PORSCHE									
911 (964) 05.89-06.94					Cabrio (Sports car-S Segment)				
3.6 Carrera (M 64.01)	Gasolina	RWD	3600	184	250	07.89-05.94	*	*	
3.6 Carrera (M 64.01)	Gasolina	RWD	3600	184	250	07.89-05.94			
3.6 Carrera (M 64.02)	Gasolina	RWD	3600	184	250	07.89-05.94	*	*	
3.6 Carrera (M 64.02)	Gasolina	RWD	3600	184	250	07.89-05.94			
3.6 Carrera 4 (M 64.01)	Gasolina	4WD	3600	184	250	05.89-05.94	*	*	
3.6 Carrera (M 64.05)	Gasolina	RWD	3600	200	272	07.94-08.95		*	
3.6 Carrera (M 64.06)	Gasolina	RWD	3600	200	272	07.94-08.95		*	
3.6 Carrera (M 64.07)	Gasolina	RWD	3600	200	272	07.94-08.95		*	
3.6 Carrera (M 64.08)	Gasolina	RWD	3600	200	272	07.94-08.95		*	
3.6 Carrera 4 (M 64.05)	Gasolina	4WD	3600	200	272	07.94-08.95		*	
3.6 Carrera 4 (M 64.07)	Gasolina	4WD	3600	200	272	07.94-08.95		*	
3.6 Carrera (M 64.21)	Gasolina	RWD	3600	210	286	08.95-09.97		*	
3.6 Carrera (M 64.22)	Gasolina	RWD	3600	210	286	08.95-09.97		*	
3.6 Carrera (M 64.23)	Gasolina	RWD	3600	210	286	08.95-09.97		*	
3.6 Carrera (M 64.24)	Gasolina	RWD	3600	210	286	08.95-09.97		*	
3.6 Carrera 4 (M 64.21)	Gasolina	4WD	3600	210	286	08.95-09.97		*	
3.6 Carrera 4 (M 64.23)	Gasolina	4WD	3600	210	286	08.95-09.97		*	
3.8 Carrera (M 64.05S)	Gasolina	RWD	3746	210	286	06.95-09.97		*	
3.8 Carrera (M 64.06S)	Gasolina	RWD	3746	210	286	06.95-09.97		*	
3.8 Carrera 4 (M 64.05S)	Gasolina	4WD	3746	210	286	06.95-09.97		*	
3.8 Carrera 4 (M 64.06S)	Gasolina	4WD	3746	210	286	06.95-09.97		*	
3.8 Carrera 4 (M 64.21S)	Gasolina	4WD	3746	221	301	08.95-09.97		*	
911 (964) 12.88-09.93					Coupé (Sports car-S Segment)				
3.3 SC Turbo (930.60)	Gasolina	RWD	3299	221	301	09.77-06.87	*	*	
3.3 SC Turbo (930.66)	Gasolina	RWD	3299	221	301	09.77-06.87	*	*	
3.3 Turbo (930.66)	Gasolina	RWD	3299	221	300	06.86-08.89	*	*	
3.3 Turbo (M 30.69)	Gasolina	RWD	3299	235	320	08.90-09.93		*	
3.3 Turbo (930.60)	Gasolina	RWD	3299	243	330	09.86-11.90	*	*	
3.3 Turbo S (M 30.69S)	Gasolina	RWD	3299	261	355	06.91-12.92		*	
3.6 Carrera (M 64.01)	Gasolina	RWD	3600	184	250	07.89-09.93	*	*	
3.6 Carrera (M 64.01)	Gasolina	RWD	3600	184	250	07.89-09.93			
3.6 Carrera (M 64.02)	Gasolina	RWD	3600	184	250	07.89-09.93	*	*	
3.6 Carrera (M 64.02)	Gasolina	RWD	3600	184	250	07.89-09.93			
3.6 Carrera 4 (M 64.01)	Gasolina	4WD	3600	184	250	12.88-09.93	*	*	
3.6 Carrera RS (M 64.03)	Gasolina	RWD	3600	191	260	06.91-09.93		*	

# LISTA DE APLICACIONES - BUYERS GUIDE

3.6 Carrera (M 64.05)		Gasolina	RWD	3600	200	272	10.93-08.95	*
3.6 Carrera (M 64.06)		Gasolina	RWD	3600	200	272	10.93-08.95	*
3.6 Carrera (M 64.07)		Gasolina	RWD	3600	200	272	10.93-08.95	*
3.6 Carrera (M 64.08)		Gasolina	RWD	3600	200	272	10.93-08.95	*
3.6 Carrera 4 (M 64.05)		Gasolina	4WD	3600	200	272	07.94-08.95	*
3.6 Carrera 4 (M 64.07)		Gasolina	4WD	3600	200	272	07.94-08.95	*
3.6 Carrera (M 64.21)		Gasolina	RWD	3600	210	286	08.95-09.97	*
3.6 Carrera (M 64.22)		Gasolina	RWD	3600	210	286	08.95-09.97	*
3.6 Carrera (M 64.23)		Gasolina	RWD	3600	210	286	08.95-09.97	*
3.6 Carrera (M 64.24)		Gasolina	RWD	3600	210	286	08.95-09.97	*
3.6 Carrera 4 (M 64.21)		Gasolina	4WD	3600	210	286	08.95-09.97	*
3.6 Carrera 4 (M 64.23)		Gasolina	4WD	3600	210	286	08.95-09.97	*
3.6 Turbo (M 64.50)		Gasolina	RWD	3600	265	360	01.93-09.93	*
3.6 Turbo 4 (M 64.60)		Gasolina	4WD	3600	300	408	03.95-09.97	*
3.8 Carrera (M 64.05S)		Gasolina	RWD	3746	210	286	06.95-09.97	*
3.8 Carrera (M 64.06S)		Gasolina	RWD	3746	210	286	06.95-09.97	*
3.8 Carrera 4 (M 64.05S)		Gasolina	4WD	3746	210	286	06.95-09.97	*
3.8 Carrera 4 (M 64.06S)		Gasolina	4WD	3746	210	286	06.95-09.97	*
3.8 Carrera 4 (M 64.21S)		Gasolina	4WD	3746	221	300	08.95-09.97	*
<b>911 (964) 12.88-09.93</b>					<b>Targa (Sports car-S Segment)</b>			
3.3 Turbo (930.66)		Gasolina	RWD	3299	221	301	09.86-11.90	* *
3.6 Carrera (M 64.01)		Gasolina	RWD	3600	184	250	12.88-09.93	*
3.6 Carrera (M 64.02)		Gasolina	RWD	3600	184	250	12.88-09.93	*
3.6 Carrera 4 (M 64.01)		Gasolina	4WD	3600	184	250	12.88-09.93	* *
3.6 Carrera (M 64.21)		Gasolina	RWD	3600	210	286	08.95-09.97	*
3.6 Carrera (M 64.22)		Gasolina	RWD	3600	210	286	08.95-09.97	*
3.6 Carrera (M 64.23)		Gasolina	RWD	3600	210	286	08.95-09.97	*
3.6 Carrera (M 64.24)		Gasolina	RWD	3600	210	286	08.95-09.97	*
<b>911 Speedster (964) 08.92-06.94</b>					<b>Cabrio (Sports car-S Segment)</b>			
3.6 Carrera (M 64.01)		Gasolina	RWD	3600	184	250	08.92-06.94	* *
3.6 Carrera (M 64.02)		Gasolina	RWD	3600	184	250	08.92-06.94	* *
<b>928 09.77-11.95</b>					<b>Coupé (Sports car-S Segment)</b>			
4.7 S (M 28.21)		Gasolina	RWD	4664	228	310	08.83-07.86	*
4.7 S (M 28.22)		Gasolina	RWD	4664	228	310	08.83-07.86	*
5.0 S (M 28.43)		Gasolina	RWD	4957	200	272	09.84-12.85	*
5.0 S (M 28.44)		Gasolina	RWD	4957	200	272	09.84-12.85	*
5.0 S (M 28.45)		Gasolina	RWD	4957	212	288	09.85-12.86	*
5.0 S (M 28.46)		Gasolina	RWD	4957	212	288	09.85-12.86	*
5.0 S, S4 (M 28.41)		Gasolina	RWD	4957	235	320	08.86-07.91	*
5.0 S, S4 (M 28.42)		Gasolina	RWD	4957	235	320	08.86-07.91	*
5.0 S4 Cat (M 28.41)		Gasolina	RWD	4957	235	320	08.86-07.91	*
5.0 S4 Cat (M 28.42)		Gasolina	RWD	4957	235	320	08.86-07.91	*
5.0 GT (M 28.47)		Gasolina	RWD	4957	243	330	01.89-07.91	*
5.4 GTS (M 28.49)		Gasolina	RWD	5397	257	350	08.91-11.95	*
5.4 GTS (M 28.50)		Gasolina	RWD	5397	257	350	08.91-11.95	*
<b>930 01.77-</b>					<b>Coupé (Sports car-S Segment)</b>			
3.3 i Turbo		Gasolina	FWD	3295	162	220	01.77-	* *
<b>944 12.88-07.91</b>					<b>Cabrio (Sports car-S Segment)</b>			
2.5 Turbo (M 44.52)		Gasolina	RWD	2479	184	250	11.90-07.91	*
3.0 S2 (M 44.41)		Gasolina	RWD	2990	155	211	12.88-07.91	* *

# LISTA DE APLICACIONES - BUYERS GUIDE

944 06.81-07.91					Coupé (Sports car-S Segment)				
2.5 S (M 44.40)		Gasolina	RWD	2479	140	190	08.86-07.88	*	*
2.5 Turbo (M 44.50)		Gasolina	RWD	2479	162	220	08.85-07.88	*	*
2.5 Turbo (M 44.51)		Gasolina	RWD	2479	162	220	08.85-07.88	*	*
2.5 Turbo (M 44.52)		Gasolina	RWD	2479	184	250	09.87-07.91		*
3.0 S2 (M 44.41)		Gasolina	RWD	2990	155	211	12.88-07.91	*	*
968 06.91-11.95					Cabrio (Sports car-S Segment)				
3.0 (M 44.43)		Gasolina	RWD	2990	176	239	06.91-11.95	*	
3.0 (M 44.43)		Gasolina	RWD	2990	176	239	06.91-11.95		*
3.0 (M 44.44)		Gasolina	RWD	2990	176	239	06.91-11.95	*	
3.0 (M 44.44)		Gasolina	RWD	2990	176	239	06.91-11.95		*
968 06.91-11.95					Coupé (Sports car-S Segment)				
3.0 (M 44.43)		Gasolina	RWD	2990	176	239	06.91-11.95	*	
3.0 (M 44.43)		Gasolina	RWD	2990	176	239	06.91-11.95		*
3.0 (M 44.44)		Gasolina	RWD	2990	176	239	06.91-11.95	*	
3.0 (M 44.44)		Gasolina	RWD	2990	176	239	06.91-11.95		*
3.0 Turbo S		Gasolina	RWD	2990	224	305	03.93-11.95		*