


# LISTA DE APLICACIONES - BUYERS GUIDE

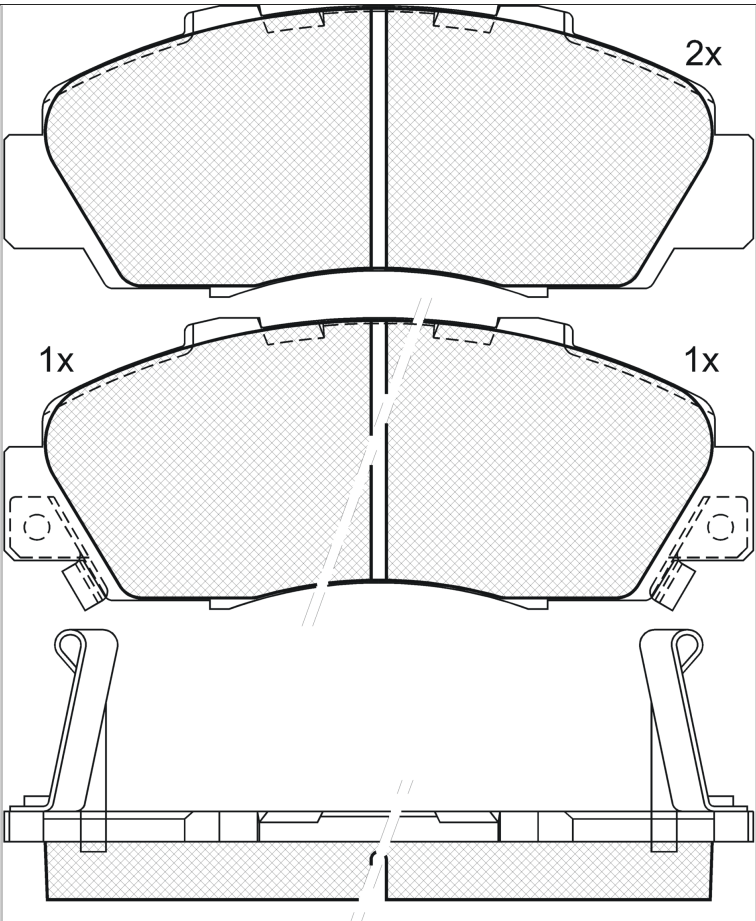
## RB1019



8 424073 125385


Qty: 300      Weight: 2.065

O.E.M.	MAKE
45022-S10-A00	HONDA
45022-S10-A02	HONDA
45022-S10-E50	HONDA
45022-S10-G00	HONDA
45022-S10-G01	HONDA
45022-S10-G02	HONDA
45022-S1A-E20	ACURA
45022-S1A-E70	HONDA
45022-S30-A00	HONDA
45022-S30-A02	HONDA
45022-S30-A50	HONDA
45022-SL0-600	HONDA
45022-SL0-G00	ACURA
45022-SL0-G01	ACURA
45022-SL0-G02	HONDA
45022-SLR-G01	HONDA
45022-SLR-G02	ACURA
45022-SM5-A00	HONDA
45022-SN7-G50	HONDA
45022-SP0-E00	HONDA
45022-SS0-G00	HONDA
45022-SS0-G01	HONDA
45022-SS0-G02	HONDA
45022-ST7-R00	HONDA
45022-ST7-R01	HONDA



## RB1019

**E1 90R-01101/103**



Akebono

148.7x57.8x17.5

WVA	FMSI
21651	D503-7382
21652	
21653	

Sin Filas



Trac.	CC	Kw	CV		
					
				Front / Rear	

## ACURA

### CL 10.96-09.03

2.2	Gasolina	FWD	2156	108	147	10.96-09.97	*
2.3 Vtec	Gasolina	FWD	2254	112	152	10.98-09.00	*
3.0 Vtec	Gasolina	FWD	2997	149	203	10.96-09.00	*
3.2 Vtec	Gasolina	FWD	3210	165	224	10.00-09.03	*

### INTEGRA III 10.93-09.01

1.8 LS	Gasolina	FWD	1797	125	170	10.93-09.01	*
--------	----------	-----	------	-----	-----	-------------	---

### INTEGRA III 09.93-09.01

					Coupé (Sport compact car-C Segment)		
1.8 Sport	Gasolina	FWD	1797	125	170	10.93-09.01	*
1.8 GS-R	Gasolina	FWD	1797	147	200	10.93-09.01	*

### INTEGRA III 10.93-09.01

					Sedán (Sport compact car-C Segment)		
1.8 LS	Gasolina	FWD	1797	125	170	10.93-09.01	*
1.8 GS-R	Gasolina	FWD	1797	147	200	10.93-09.01	*

### LEGEND 01.87-08.91

					Coupé (Luxury car-F Segment)		
2.7 (C27A1)	Gasolina	FWD	2675	130	177	01.87-08.91	*
3.2 24V	Gasolina	FWD	3195	151	205	01.87-	*

### LEGEND 01.86-08.91

					Sedán (Luxury car-F Segment)		
2.0 (C20A)	Gasolina	FWD	1996	107	145	01.88-08.91	*
2.0 Turbo	Gasolina	FWD	1996	140	190	01.88-08.91	*

### LEGEND II 08.91-08.96

					Coupé (Luxury car-F Segment)		
3.2 (C32A2)	Gasolina	FWD	3206	151	205	08.91-08.96	*

# LISTA DE APLICACIONES - BUYERS GUIDE

<b>LEGEND II 08.91-08.96</b>					<b>Sedán (Luxury car-F Segment)</b>			
3.2 (C32A)		Gasolina	FWD	3206	151	205	08.91-08.96	*
<b>LEGEND III 08.96-</b>					<b>Sedán (Luxury car-F Segment)</b>			
3.5		Gasolina	FWD	3474	151	205	08.96-	*
<b>NSX 01.90-12.05</b>					<b>Coupé (Sports car-S Segment)</b>			
R 3.0 (C30A4)		Gasolina	RWD	2977	188	256	01.92-08.97	*
3.0 (C30A3)		Gasolina	RWD	2977	201	274	01.90-08.97	*
3.2 (C32B2)		Gasolina	RWD	3179	206	280	08.97-12.05	*
<b>NSX (NA1) 01.95-12.05</b>					<b>Targa (Sports car-S Segment)</b>			
T 3.0 (C30A4)		Gasolina	RWD	2977	188	256	01.95-12.97	*
3.0		Gasolina	FWD	2977	201	273	01.95-12.96	*
<b>RL 10.95-09.04</b>					<b>Sedán (Luxury car-F Segment)</b>			
3.5 (C35A2)		Gasolina	FWD	3474	151	205	10.95-09.00	*
3.5 (C35A1)		Gasolina	FWD	3475	157	214	10.95-12.01	*
<b>TL 06.95-09.98</b>					<b>Sedán (Executive car-E Segment)</b>			
2.5		Gasolina	FWD	2451	132	180	06.95-09.98	*
3.2		Gasolina	FWD	3206	147	200	06.95-09.98	*
<b>VIGOR III 09.91-09.94</b>					<b>Sedán (Executive car-E Segment)</b>			
2.5 (G25A)		Gasolina	FWD	2451	140	190	09.91-09.94	*
<b>HONDA</b>								
<b>ACCORD IV (CB, CC) 05.89-12.93</b>					<b>Coupé (Executive car-E Segment)</b>			
2.0 i 16V (CC1) (F20A7)		Gasolina	FWD	1997	98	133	01.92-09.93	*
<b>ACCORD IV Aerodeck (CB) 09.89-02.94</b>					<b>[CAMBIADO]:Break (Executive car-E Segment)</b>			
2.0 i 16V (CC9) (F20Z3)		Gasolina	FWD	1997	98	133	03.93-12.93	*
2.2 i 16V (CB8) (F22A8)		Gasolina	FWD	2156	108	147	01.91-12.93	*
2.2 i 16V (CB8) (F22A7)		Gasolina	FWD	2156	110	150	01.91-12.93	*
<b>ACCORD V (CD) 04.93-12.98</b>					<b>Coupé (Executive car-E Segment)</b>			
2.0 (CD9) (F20B3)		Gasolina	FWD	1997	100	136	09.93-12.97	*
2.2 i ES (CD7) (F22B5)		Gasolina	FWD	2156	110	150	09.93-02.98	*
<b>ACCORD V (CC, CD) 06.92-12.97</b>					<b>Sedán (Executive car-E Segment)</b>			
1.8 i (CE7) (F18A3)		Gasolina	FWD	1850	85	116	02.96-10.98	*
1.8 i (CE7) (F18A3)		Gasolina	FWD	1850	85	116	02.96-10.98	*
2.0 i (CD4) (F20Z2)		Gasolina	FWD	1997	85	116	03.93-01.96	*
2.0 i LS (CE8) (F20Z1)		Gasolina	FWD	1997	96	131	02.96-10.98	*
2.0 i S (CD4) (F20Z1)		Gasolina	FWD	1997	96	131	03.93-01.96	*
2.2 EXi		Gasolina	FWD	2156	103	140	10.93-12.97	*
2.2 Vti		Gasolina	FWD	2156	107	146	10.93-12.97	*
2.2 i (CD5)		Gasolina	FWD	2156	110	150	04.93-06.97	*
2.2 i VTEC (CE9) (F22Z2)		Gasolina	FWD	2156	110	150	02.96-10.98	*
2.3 i SR (CD6) (H23A3)		Gasolina	FWD	2259	116	158	03.93-01.96	*
<b>ACCORD V Aerodeck (CE) 04.93-02.98</b>					<b>[CAMBIADO]:Break (Executive car-E Segment)</b>			
2.0 i LS 16V (CE2) (F20B3)		Gasolina	FWD	1997	100	136	09.93-02.98	*
2.2 i ES (CE1) (F22B5)		Gasolina	FWD	2156	110	150	09.93-02.98	*
<b>ACCORD VI (CG) 12.97-06.03</b>					<b>Coupé (Executive car-E Segment)</b>			
2.0 (F20B7)		Gasolina	FWD	1997	107	145	11.99-10.02	*
2.0 i 16V (F20B5)		Gasolina	FWD	1997	108	147	02.98-06.03	*

# LISTA DE APLICACIONES - BUYERS GUIDE

2.0 i 16V (F20B7)		Gasolina	FWD	1997	108	147	02.98-06.03	*
3.0 V6 24V (CG2) (J30A1)		Gasolina	FWD	2997	147	200	02.98-06.03	*
3.0 Vtec		Gasolina	FWD	2997	152	207	10.01-06.03	*
<b>ACCORD VI (CK, CG, CH, CF, CL) 03.97-12.03</b>					<b>Sedán (Executive car-E Segment)</b>			
2.2 Type-R (CH1) (H22A7)		Gasolina	FWD	2156	156	212	02.99-12.02	*
2.3 (CG5, CF9, CF0, CF1, CF2) (F23A1)		Gasolina	FWD	2254	110	150	03.97-01.99	*
2.3 (CG5, CF9, CF0, CF1, CF2) (F23A2)		Gasolina	FWD	2254	110	150	03.97-01.99	*
2.4		Gasolina	FWD	2354	118	160	01.99-12.99	*
3.0 Vtec (CK1, CG1) (J30A1)		Gasolina	FWD	2997	147	200	03.97-12.03	*
<b>CIVIC VI (MA, MB) 09.94-02.01</b>					<b>[CAMBIADO]:Fastback (Supermini car-B Segment)</b>			
1.6 (MB4) (D16W4)		Gasolina	FWD	1590	92	125	11.98-02.01	*
1.6 (MB4) (D16W4)		Gasolina	FWD	1590	92	125	11.98-03.01	*
1.8 16V (MB6) (B18C4)		Gasolina	FWD	1797	124	169	01.97-02.01	*
<b>CIVIC VI Aerodeck (MB, MC) 04.98-02.01</b>					<b>[CAMBIADO]:Break (Supermini car-B Segment)</b>			
1.8 16V (MC2) (B18C4)		Gasolina	FWD	1797	124	169	04.98-02.01	*
<b>CR-V (RD) 10.95-07.02</b>					<b>SUV (Compact SUV-J Segment)</b>			
2.0 16V 4WD (RD1, RD3) (B20B)		Gasolina	4WD	1973	94	128	10.95-12.01	*
2.0 (RD1) (B20Z1)		Gasolina	4WD	1973	98	133	04.99-02.02	*
2.0 16V 4WD (RD1, RD3) (B20Z1)		Gasolina	4WD	1973	108	147	01.99-02.02	*
<b>HR-V (GH_) 03.99-</b>					<b>SUV (Mini SUV-J Segment)</b>			
1.6 16V (GH1, GH3) (D16W1)		Gasolina	FWD	1590	77	105	03.99-	*
1.6 16V 4WD (GH2, GH4) (D16W1)		Gasolina	4WD	1590	77	105	03.99-	*
1.6 16V 4WD (GH2, GH4) (D16W5)		Gasolina	4WD	1590	91	124	10.99-09.05	*
<b>INSPIRE II / SABER (UA1, UA3) 06.95-08.98</b>					<b>Sedán (Executive car-E Segment)</b>			
2.5 (G25A)		Gasolina	FWD	2451	132	179	06.95-08.98	*
2.5 GX (CC2) (G25A)		Gasolina	FWD	2451	140	190	06.95-08.98	*
3.2 GX (C32A)		Gasolina	FWD	3206	155	211	06.95-08.98	*
<b>INSPIRE III / SABER (UA4, UA5) 06.95-08.03</b>					<b>Sedán (Executive car-E Segment)</b>			
2.5 GX (UA4) (J25A)		Gasolina	FWD	2495	147	200	06.95-08.03	*
3.2 (UA5) (J32A1)		Gasolina	FWD	3210	191	260	09.98-08.03	*
<b>INTEGRA III (DC) 07.93-11.01</b>					<b>Coupé (Sport compact car-C Segment)</b>			
1.8 VTiR (DC2) (B18C1)		Gasolina	FWD	1797	127	173	07.93-11.99	*
1.8 SiR (DC2) (B18C)		Gasolina	FWD	1797	132	180	09.93-08.01	*
1.8 Type-R (DC2) (B18C6)		Gasolina	FWD	1797	140	190	11.97-10.01	*
<b>INTEGRA IV (DC5) 08.01-</b>					<b>Coupé (Sport compact car-C Segment)</b>			
2.0 (DC5) (K20A3)		Gasolina	FWD	1998	118	160	02.02-	*
2.0 16V Type-R (DC5) (K20Z1)		Gasolina	FWD	1998	162	220	02.02-	*
<b>LAGREAT 08.94-10.98</b>					<b>MPV (Large MPV-M1 Segment)</b>			
2.3		Gasolina	FWD	2254	102	139	08.94-10.98	*
<b>LAGREAT II 11.98-06.02</b>					<b>MPV (Large MPV-M1 Segment)</b>			
3.5 EX (J35A1)		Gasolina	FWD	3471	151	205	11.98-06.02	*
<b>LEGEND II (KA) 01.91-03.96</b>					<b>Coupé (Luxury car-F Segment)</b>			
3.2 i 24V (KA8) (C32A2)		Gasolina	FWD	3206	151	205	01.91-02.96	*
<b>LEGEND II (KA) 01.91-03.96</b>					<b>Sedán (Luxury car-F Segment)</b>			
3.2 i 24V (KA7) (C32A2)		Gasolina	FWD	3206	151	205	01.91-02.96	*

# LISTA DE APLICACIONES - BUYERS GUIDE

<b>LEGEND III (KA) 02.96-</b>					<b>Sedán (Luxury car-F Segment)</b>			
3.5 i 24V (KA9) (C35A2)		Gasolina	FWD	3474	151	205	02.96-10.97	*
3.5 i 24V (KA9) (C35A2)		Gasolina	FWD	3474	153	208	11.97-09.04	*
<b>LEGEND IV (KB_) 10.04-</b>					<b>Sedán (Luxury car-F Segment)</b>			
3.5 V6 4WD (KB1) (J35A8)		Gasolina	4WD	3471	217	295	05.06-12.12	*
3.5 VTEC V6 (KB1) (C35A8)		Gasolina	FWD	3471	221	300	10.04-06.09	*
3.7 VTEC V6 4WD (KB2) (J37A2)		Gasolina	4WD	3664	217	295	07.08-12.12	*
3.7 VTEC V6 4WD (KB2) (J37A3)		Gasolina	4WD	3664	217	295	07.08-12.12	*
3.7 VTEC V6 4WD (KB2) (J37A2)		Gasolina	4WD	3664	226	307	08.08-12.13	*
3.7 VTEC V6 4WD (KB2) (J37A3)		Gasolina	4WD	3664	226	307	08.08-12.13	*
<b>NSX (NA) 03.95-09.05</b>					<b>Cabrió (Sports car-S Segment)</b>			
3.0 24V Vtec Automatic (NA1) (C30A4)		Gasolina	RWD	2977	188	256	03.95-09.05	*
3.0 24V Vtec (NA1) (C30A3)		Gasolina	RWD	2977	201	274	03.95-09.05	*
3.2 24V Vtec (NA2) (C32B2)		Gasolina	RWD	3179	206	280	01.97-09.05	*
<b>NSX (NA) 06.90-09.05</b>					<b>Coupé (Sports car-S Segment)</b>			
3.0 24V Vtec Automatik (NA1) (C30A4)		Gasolina	RWD	2977	188	256	06.90-09.05	*
3.0 24V Vtec (NA1) (C30A3)		Gasolina	RWD	2977	201	274	06.90-09.05	*
3.2 24V Vtec (NA2) (C32B2)		Gasolina	RWD	3179	206	280	01.97-09.05	*
<b>ODYSSEY (RA_) 10.95-10.00</b>					<b>MPV (Large MPV-M1 Segment)</b>			
2.2 (RA1) (F22B6)		Gasolina	FWD	2156	104	141	10.95-12.97	*
2.2 16V		Gasolina	FWD	2195			10.95-	*
2.3 (RA3, RA6) (F23A7)		Gasolina	FWD	2254	110	150	10.97-12.99	*
2.3 4x4 (RA4) (F23A)		Gasolina	4WD	2254	110	150	10.97-12.99	*
2.3 16V 4WD		Gasolina	FWD	2295	102	139	10.95-	*
<b>PRELUDE IV (BB_) 12.91-02.97</b>					<b>Coupé (Sport compact car-C Segment)</b>			
2.2 i 16V Vtec (BB1) (H22A2)		Gasolina	FWD	2157	136	185	02.93-09.96	*
2.3 i 16V (BB2) (H23A2)		Gasolina	FWD	2259	118	160	02.92-09.96	*
<b>PRELUDE V (BB_) 10.96-12.01</b>					<b>Coupé (Sport compact car-C Segment)</b>			
2.2 Si (BB5)		Gasolina	FWD	2156	118	160	03.97-04.01	*
2.2 16V (BB6, BB8) (H22A2)		Gasolina	FWD	2156	136	185	10.96-10.00	*
2.2 16V (BB6, BB8) (H22A5)		Gasolina	FWD	2156	136	185	10.96-10.00	*
2.2 16V (BB6, BB8) (H22A4)		Gasolina	FWD	2156	147	200	10.96-12.01	*
2.2 16V (BB6, BB8) (H22A5)		Gasolina	FWD	2156	147	200	10.96-12.01	*
2.2 16V (BB6, BB8) (H22A6)		Gasolina	FWD	2156	147	200	10.96-12.01	*
2.2 16V (BB6, BB8) (H22A8)		Gasolina	FWD	2156	147	200	10.96-12.01	*
2.2 16V (BB6, BB8) (H22Z1)		Gasolina	FWD	2156	147	200	10.96-12.01	*
<b>SHUTTLE / ODYSSEY (RA) 06.94-06.04</b>					<b>MPV (Compact MPV-M1 Segment)</b>			
2.2 4x4 (RA2) (F22B9)		Gasolina	4WD	2156	102	139	06.94-09.97	*
2.2 16V (RA1) (F22B8)		Gasolina	FWD	2156	110	150	10.94-02.98	*
2.3 16V (RA3, RA5) (F23A7)		Gasolina	FWD	2254	110	150	10.97-06.04	*
2.3 16V 4x4 (RA4, RA6)		Gasolina	4WD	2254	110	150	10.97-06.02	*
3.0 (RA8) (J30A1)		Gasolina	FWD	2997	154	209	10.97-06.04	*
3.0 4x4 (RA9) (J30A1)		Gasolina	4WD	2997	154	209	10.97-06.02	*
3.5		Gasolina	FWD	3471	151	205	07.02-06.04	*
3.5 ESi		Gasolina	FWD	3471	171	233	07.02-06.04	*
<b>SMX (RH) 01.96-09.02</b>					<b>[CAMBIADO]:Fastback (LCVs-N1 Segment)</b>			
2.0 (RH1) (B20B)		Gasolina	FWD	1973	96	131	01.96-12.01	*

# LISTA DE APLICACIONES - BUYERS GUIDE

2.0 4WD (RH2) (B20B)	Gasolina	4WD	1973	96	131	01.96-12.01	*
2.0 Lowdown (RH1) (B20BI)	Gasolina	FWD	1973	103	140	10.99-09.02	*
<b>STEPWGN (E-RF_, GF-RF_) 05.96-09.00</b>				<b>MPV (Compact MPV-M1 Segment)</b>			
2.0 (RF1) (B20B)	Gasolina	FWD	1972	99	135	05.96-09.00	*
<b>STEPWGN II (LA-RF_, UA-RF_) 10.00-09.05</b>				<b>MPV (Compact MPV-M1 Segment)</b>			
2.0 (RF3, RF5) (K20A9)	Gasolina	FWD	1998	118	160	10.00-09.05	*
<b>STREAM II (RN) 10.05-</b>				<b>MPV (Compact MPV-M1 Segment)</b>			
1.8 Vtec (RN6) (R18A2)	Gasolina	FWD	1798	103	140	10.05-	*
1.8 Vtec AWD (RN7) (R18A2)	Gasolina	4WD	1798	103	140	10.06-05.14	*
<b>ROVER</b>							
<b>600 (RH) 08.93-10.00</b>				<b>Sedán (Compact executive car-D Segment)</b>			
618 i/Si (F 18 A3)	Gasolina	FWD	1850	85	115	03.96-02.99	*
620 Ti Vitesse (20 T4G)	Gasolina	FWD	1994	147	200	05.94-08.98	*
620 i (F 20 Z2)	Gasolina	FWD	1997	85	115	08.93-06.96	*
620 Si (F 20 Z1)	Gasolina	FWD	1997	96	131	08.93-02.99	*
623 Si (H 23 A3)	Gasolina	FWD	2259	116	158	08.93-06.99	*
620 Sdi (20 T2N)	Diesel	FWD	1994	77	105	05.94-06.99	*