


LISTA DE APLICACIONES - BUYERS GUIDE

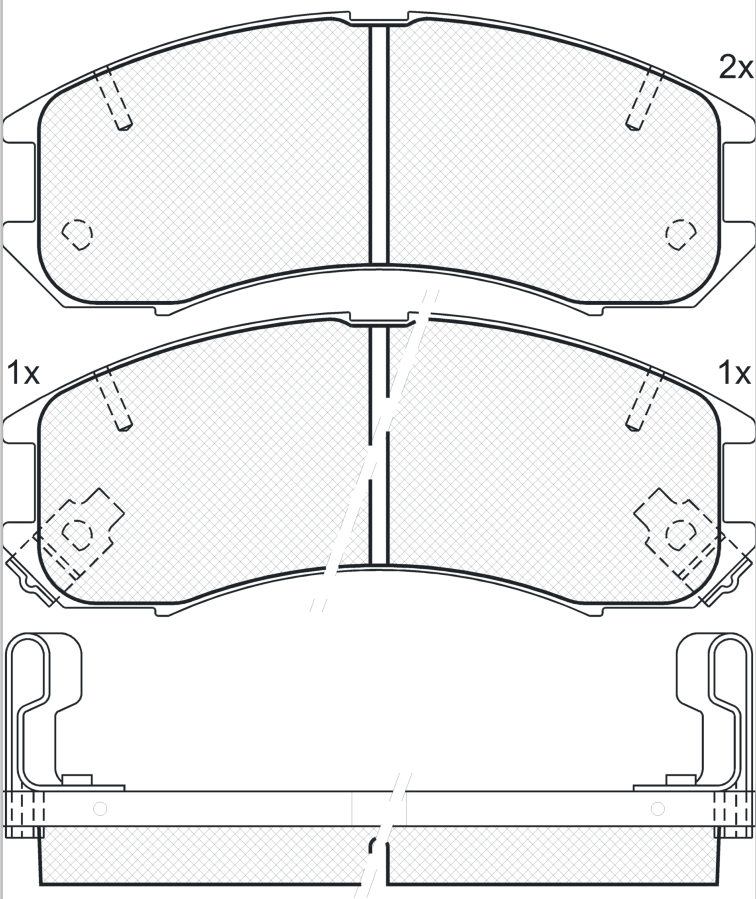
RB0795



8 424073 123091


Qty: 300 Weight: 975

O.E.M.	MAKE
3 401 278	FORD
3 477 468	FORD USA
3 521 846	FORD USA
3 521 847	FORD USA
BJYL-33-28Z	MAZDA
E92Z-2001-A	FORD USA
E92Z-2001-B	FORD USA
F32Z-2001-A	FORD USA
F42Z-2001-A	FORD USA
G211-33-28Z	MAZDA
G212-33-28ZA	MAZDA
G225-33-28Z	MAZDA
G235-33-28Z	MAZDA
G717-33-28Z	MAZDA
G718-33-28Z	MAZDA
GJ21-33-28ZA	MAZDA
GJ21-33-28ZB	MAZDA
GJ25-33-29Z	MAZDA
GJY1-33-28Z	MAZDA
GJY1-33-28Z9A	MAZDA
GN51-33-23Z	MAZDA
GN51-33-28Z	MAZDA
GN51-33-28Z9A	MAZDA



RB0795

E 9 90R-01111/1325

 Akebono

130x52.4x16

WVA	FMSI
21378	D399-7288
21379	D514-7288
21380	

Sin Filas



Trac.	CC	Kw	CV		
					
				Front / Rear	

FORD ASIA & OCEANIA

TELSTAR 10.82-06.87					[CAMBIADO]:Fastback (Executive car-E Segment)			
AV,AT,GD,GL TXI	Gasolina	FWD					02.91-	*
1.8	Gasolina	FWD	1789	66	90	02.86-06.87		*
2.0	Gasolina	FWD	1998	79	107	07.87-07.91		*
2.0	Gasolina	FWD	1998	81	110	07.87-07.91		*
2.0	Gasolina	FWD	1998	110	150	07.87-07.91		*
2.2	Gasolina	FWD	2184	85	116	11.87-07.91		*
2.0 D	Diesel	RWD	1998	45	61	07.87-07.91		*

TELSTAR 10.82-06.87					Sedán (Executive car-E Segment)			
1.8		Gasolina	FWD	1789	66	90	02.86-06.87	*
2.0		Gasolina	FWD	1998	79	107	07.87-07.91	*
2.0		Gasolina	FWD	1998	110	150	07.87-07.91	*
2.2		Gasolina	FWD	2184	85	116	11.87-07.91	*
2.0 D		Diesel	RWD	1998	45	61	07.87-07.91	*

FORD USA

PROBE (U.S.A.) 08.88-07.93					Coupé (Sports car-S Segment)			
2.0 16V (FS)	Gasolina	FWD	1991	85	116	10.93-03.98	*	
2.2	Gasolina	FWD	2184	82	112	08.88-07.93	*	
2.2 GT	Gasolina	FWD	2184	108	147	08.88-12.92	*	
2.5 V6 24V (KL)	Gasolina	FWD	2497	119	162	10.93-03.98	*	
3.0 V6	Gasolina	FWD	2979	104	141	08.88-07.93	*	

MAZDA

LISTA DE APLICACIONES - BUYERS GUIDE

323 S VIII / 323 PROTEGÉ / ETUDE / FAMILIA (BJ) 05.98-07.04					Sedán (Compact car-C Segment)			
1.6 (BJ12) (ZM)	Gasolina	FWD	1598		70	95	10.00-05.04	*
626 IV / CAPELLA (GD) 06.87-05.92					Coupé (Executive car-E Segment)			
1.6	Gasolina	FWD	1597		60	82	06.87-05.92	*
1.8 (GD8P) (F8 (12V))	Gasolina	FWD	1789		65	88	09.87-08.91	*
2.0 (GDEP) (FE (8V))	Gasolina	FWD	1998		66	90	09.87-10.90	*
2.0 12V (GDEP) (FE (12V))	Gasolina	FWD	1998		79	107	09.87-12.88	*
2.0 16V (GDEP) (FE (16V))	Gasolina	FWD	1998		103	140	12.87-10.90	*
2.0 16V (GDEP) (FE (16V))	Gasolina	FWD	1998		109	148	06.87-09.89	*
2.2 12V (GD102) (F2)	Gasolina	FWD	2184		85	115	04.88-12.91	*
626 IV / CAPELLA (GD) 06.87-05.92					Sedán (Executive car-E Segment)			
1.6 (GD106) (F6)	Gasolina	FWD	1587		60	82	06.87-05.92	*
1.8 (GD8P) (F8 (8V))	Gasolina	FWD	1789		65	88	11.87-05.92	*
1.8 (F8 (12V))	Gasolina	FWD	1789		69	94	08.89-05.92	*
2.0 (GDEP) (FE (12V))	Gasolina	FWD	1998		66	90	09.87-10.90	*
2.0 (FE (12V))	Gasolina	FWD	1998		74	101	08.87-07.89	*
2.0 12V (GDEP) (FE (12V))	Gasolina	FWD	1998		79	107	09.87-05.92	*
2.0 16V (GDEP) (FE (16V))	Gasolina	FWD	1998		103	140	11.87-05.92	*
2.0 16V (GDEP) (FE (16V))	Gasolina	FWD	1998		109	148	07.87-09.89	*
2.2 12V (GD102) (F2)	Gasolina	FWD	2184		85	115	11.87-07.91	*
2.2 12V 4WD (GD102) (F2)	Gasolina	4WD	2184		85	115	01.90-05.92	*
2.0 D (GDFFP) (RF-N)	Diesel	FWD	1998		44	60	07.87-07.91	*
626 IV / CAPELLA / TELSTAR (GD) 06.87-05.92					[CAMBIADO]:Fastback (Executive car-E Segment)			
1.6 (GD106) (F6)	Gasolina	FWD	1587		60	82	06.87-05.92	*
1.8 (GD8P) (F8 (12V))	Gasolina	FWD	1789		65	88	11.87-05.92	*
1.8 (F8 (8V))	Gasolina	FWD	1789		66	90	11.87-07.89	*
1.8 (F8 (12V))	Gasolina	FWD	1789		69	94	11.87-05.92	*
2.0 (GDEP) (FE (8V))	Gasolina	FWD	1998		66	90	09.87-10.90	*
2.0	Gasolina	FWD	1998		74	101	10.87-07.89	*
2.0 12V (GDEP) (FE (12V))	Gasolina	FWD	1998		79	107	11.87-05.92	*
2.0 16V (GDEP) (FE (16V))	Gasolina	FWD	1998		103	140	11.87-10.90	*
2.0 16V (GDEP) (FE (16V))	Gasolina	FWD	1998		109	148	06.87-08.89	*
2.0 4x4 (FEFL)	Gasolina	4WD	1998		110	150	08.89-07.91	*
2.2 12V (GD102) (F2)	Gasolina	FWD	2184		85	115	06.88-04.92	*
2.2 12V 4WD (F2)	Gasolina	4WD	2184		85	115	11.87-07.90	*
2.0 D (GDFFP) (RF-N)	Diesel	FWD	1998		44	60	07.87-07.91	*
626 IV / CAPELLA Station Wagon (GV) 09.87-10.98					[CAMBIADO]:Break (Executive car-E Segment)			
1.8 (GV8W) (F8 (12V))	Gasolina	FWD	1789		65	88	01.88-03.92	*
1.8 (GV8W)	Gasolina	FWD	1789		66	90	10.89-03.92	*
2.0 (GVEW) (FE (8V))	Gasolina	FWD	1998		66	90	10.88-09.97	*
2.0 12V (FE (12V))	Gasolina	FWD	1998		79	107	09.87-12.92	*
2.0 12V (GVEW) (FE (12V))	Gasolina	FWD	1998		81	110	09.87-01.90	*
2.0 16V (GVEW) (FE (16V))	Gasolina	FWD	1998		103	140	01.88-03.92	*
2.0 i 16V (GVEW) (FECM)	Gasolina	FWD	1998		110	150	10.88-09.97	*
2.2 12V (GV102) (F2)	Gasolina	FWD	2184		85	115	03.89-11.96	*
2.2 12V 4WD (GV102) (F2)	Gasolina	4WD	2184		85	116	05.91-11.92	*
2.2 12V 4WD (GV102) (F2L1)	Gasolina	4WD	2184		85	116	05.91-11.92	*
2.0 D (GVFW) (RF-N)	Diesel	FWD	1998		44	60	09.88-07.91	*
2.0 D Comprex (GVFW) (RF-CX)	Diesel	FWD	1998		55	75	05.93-11.96	*

LISTA DE APLICACIONES - BUYERS GUIDE

2.0 D (GVFW) (RFG5)	Diesel	FWD	1998	60	82	11.94-09.97	*
MX-6 (GD) 10.87-01.97				Coupé (Sports car-S Segment)			
2.2 i Turbo	Gasolina	FWD	2184	100	136	10.87-09.91	*
2.5 i 24V (GE20L) (KL)	Gasolina	FWD	2497	120	163	08.94-02.97	*