

LISTA DE APLICACIONES - BUYERS GUIDE

RB0729-203



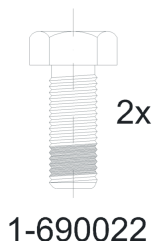
8 424073 122230

Qty: 300

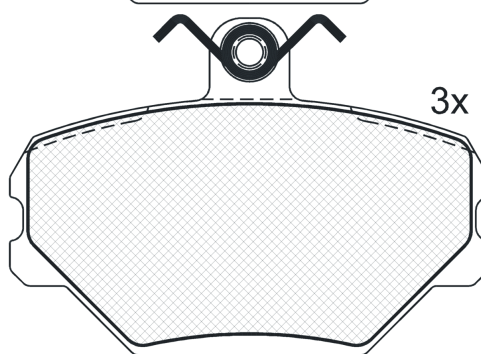
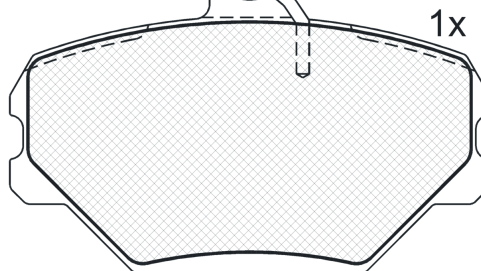
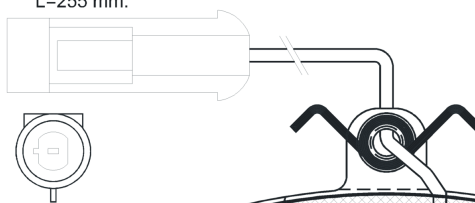
Weight: 970

O.E.M.	MAKE
794 870	LANCIA
9 943 830	LANCIA

L=255 mm.



1-690022



RB0729-203



90R-01030/127



Lucas - Girling

90.1x63.3x17

WVA

21100

21101

21104

21105

Sin Filas



Trac.

CC

Kw

CV



Front / Rear

FIAT

TEMPRA (159_) 03.90-12.98

Sedán (Large family car-D Segment)

1.4 i.e. (159.AC, 159.AX) (159 A2.000)	Gasolina	FWD	1372	51	69	04.90-08.96	*
1.4 i.e. (159.AC, 159.AX) (160 A1.046)	Gasolina	FWD	1372	51	69	04.90-08.96	*
1.4 i.e. (159.AC, 159.AX) (836 A4.000)	Gasolina	FWD	1372	51	69	04.90-08.96	*
1.4 i.e. (159.AA) (159 A2.000)	Gasolina	FWD	1372	57	78	03.91-08.96	*
1.6 i.e. (159.AE) (159 A3.046)	Gasolina	FWD	1581	57	78	06.90-07.92	*
1.6 (159.AD) (159 A3.000)	Gasolina	FWD	1581	63	86	03.90-04.94	*
1.6 (159.AD) (159 B9.000)	Gasolina	FWD	1581	63	86	03.90-04.94	*
1.6 i.e. (159.AJ) (159 B9.000)	Gasolina	FWD	1581	63	87	06.94-08.96	*
1.6 i.e. (159.AJ) (159 B9.000)	Gasolina	FWD	1581	66	90	06.94-08.96	*

TEMPRA / MARENGO (159_) 04.90-07.96

[CAMBIADO]:Furgón/Break (Large family car-D Segment)

1.4 (159AA)	Gasolina	FWD	1372	54	73	04.91-06.93	*
1.6 (159AE)	Gasolina	FWD	1581	57	77	04.91-06.93	*

TEMPRA S.W (159_) 03.90-10.97

[CAMBIADO]:Break (Large family car-D Segment)

1.4 i.e. (159.AC, 159.AX) (159 A2.000)	Gasolina	FWD	1372	51	69	10.92-08.96	*
1.4 i.e. (159.AC, 159.AX) (160 A1.046)	Gasolina	FWD	1372	51	69	10.92-08.96	*
1.4 i.e. (159.AC, 159.AX) (836 A4.000)	Gasolina	FWD	1372	51	69	10.92-08.96	*
1.4 i.e. (159.AC) (159 A2.000)	Gasolina	FWD	1372	57	78	03.91-08.96	*
1.6 i.e. (159.AE) (159 A3.046)	Gasolina	FWD	1581	57	78	10.90-08.96	*
1.6 i.e. (159.AE) (835 C1.000)	Gasolina	FWD	1581	57	78	10.90-08.96	*
1.6 (159 A3.000)	Gasolina	FWD	1581	63	86	12.90-04.93	*
1.6 i.e. (159.AJ) (159 B9.000)	Gasolina	FWD	1581	66	90	06.94-08.96	*

LISTA DE APLICACIONES - BUYERS GUIDE

TIPO (160_) 07.87-10.97					[CAMBIADO]:Fastback (Compact car-C Segment)			
1.1 (160.AA) (160 A3.000)	Gasolina	FWD	1108	41	56	01.88-10.91	*	
1.4 i.e. (160.AP, 160.AD, 160.EA) (160 A1.046)	Gasolina	FWD	1372	51	70	05.89-04.95	*	
1.4 i.e. (160.AP, 160.AD, 160.EA) (160 A1.048)	Gasolina	FWD	1372	51	70	05.89-04.95	*	
1.4 i.e. (160.AP, 160.AD, 160.EA) (836 A4.000)	Gasolina	FWD	1372	51	70	05.89-04.95	*	
1.4 (160.AC) (160 A1.000)	Gasolina	FWD	1372	52	71	07.87-12.89	*	
1.4 (160.AC) (160 A1.048)	Gasolina	FWD	1372	52	71	07.87-12.89	*	
1.4 i.e. (159 A2.000)	Gasolina	FWD	1372	57	78	05.89-04.95	*	
1.6 (160.AE) (160 A2.000)	Gasolina	FWD	1581	61	83	01.88-10.91	*	
1.6 SX DGT (159 A3.000)	Gasolina	FWD	1581	66	90	05.89-10.95	*	
1.6 i.e. (149 C2.046)	Gasolina	FWD	1595	66	90	02.88-05.91	*	
1.7 D (160.AG) (149 B4.000)	Diesel	FWD	1697	43	58	01.88-10.94	*	
1.7 D (160.AG) (149 B4.000)	Diesel	FWD	1697	45	61	01.88-10.95	*	
1.9 TD (160.AW) (160 B6.046)	Diesel	FWD	1929	59	80	03.92-06.93	*	
1.9 TD (160.EL, 160.GL, 160.AQ, 160.EI, 160.AR) (160 A6.000)	Diesel	FWD	1929	66	90	09.90-04.95	*	
1.9 TD (160.EL, 160.GL, 160.AQ, 160.EI, 160.AR) (160 A6.046)	Diesel	FWD	1929	66	90	09.90-04.95	*	
1.9 TD (160.EL, 160.GL, 160.AQ, 160.EI, 160.AR) (160 D1.000)	Diesel	FWD	1929	66	90	09.90-04.95	*	
UNO I-IV (146_, 158_) 01.83-12.13					[CAMBIADO]:Fastback (Supermini car-B Segment)			
55 1.0	Gasolina	FWD	996	41	56	11.93-08.00	*	
50 i.e. 1.1 (146 C3.000)	Gasolina	FWD	1116	36	49	06.92-12.93	*	
1.4	Gasolina	FWD	1372	49	67	10.88-03.01	*	
1.4	Gasolina	FWD	1372	51	69	07.91-07.96	*	
70 i.e. 1.4 (160 A1.046)	Gasolina	FWD	1372	51	70	09.89-07.96	*	
70 S 1.4 (160 A1.046)	Gasolina	FWD	1372	52	71	10.88-06.06	*	
70 S 1.4 (160 A1.048)	Gasolina	FWD	1372	52	71	10.88-06.06	*	
70 i.e. 1.4 (146 C1.000)	Gasolina	FWD	1372	53	72	09.89-12.93	*	
1.4	Gasolina	FWD	1372	74	101	01.89-12.91	*	
75 i.e. 1.5 (138 C2.048)	Gasolina	FWD	1498	55	75	10.85-12.93	*	
75 i.e. 1.5 (149 C1.000)	Gasolina	FWD	1498	55	75	10.85-12.93	*	
1.5 75 iE	Gasolina	FWD	1498	56	76	01.94-10.95	*	
1.6 (159 A3.046)	Gasolina	FWD	1581	65	88	12.89-04.93	*	
1.6 R (159 A3.048)	Gasolina	FWD	1581	66	90	05.93-12.95	*	
70 TD 1.4 (146 B.000)	Diesel	FWD	1367	52	71	10.86-10.90	*	
70 TD 1.4 (146 B3.000)	Diesel	FWD	1367	52	71	10.86-10.90	*	
1.7 D (146 B2.000)	Diesel	FWD	1697	43	58	11.94-08.00	*	
60 Diesel 1.7 (146E) (146 B2.000)	Diesel	FWD	1698	42	57	09.89-12.93	*	
1.9 D (149 B5.046)	Diesel	FWD	1929	44	60	09.89-03.94	*	
1.9 D	Diesel	FWD	1929	58	79	01.89-12.91	*	
LANCIA								
DEDRA (835_) 01.89-07.99					Sedán (Large family car-D Segment)			
1.6 i.e. (835AN) (835 C1.000)	Gasolina	FWD	1581	55	75	04.93-07.99	*	
1.6 i.e. (835AB) (835 A1.046)	Gasolina	FWD	1581	57	78	08.89-03.93	*	
1.6 i.e. (835AA) (835 A1.000)	Gasolina	FWD	1581	66	90	08.89-06.94	*	
1.6 LE Cat (835EB) (159 B9.000)	Gasolina	FWD	1581	66	90	07.94-07.99	*	
YUGO								
45-65 03.83-12.91					[CAMBIADO]:Fastback (Supermini car-B Segment)			
0.9 (164A0)	Gasolina	FWD	903	34	46	03.83-12.91	*	
1.1 (11A)	Gasolina	FWD	1116	41	56	03.83-12.91	*	

LISTA DE APLICACIONES - BUYERS GUIDE

1.1 (128A4)	Gasolina	FWD	1116	41	56	03.83-12.91	*
45-65 06.85-12.91				Furgón/hatchback (Supermini car-B Segment)			
0.9	Gasolina	FWD	903	33	45	04.88-12.89	*
1.1	Gasolina	FWD	1116	41	56	03.89-07.91	*