


LISTA DE APLICACIONES - BUYERS GUIDE

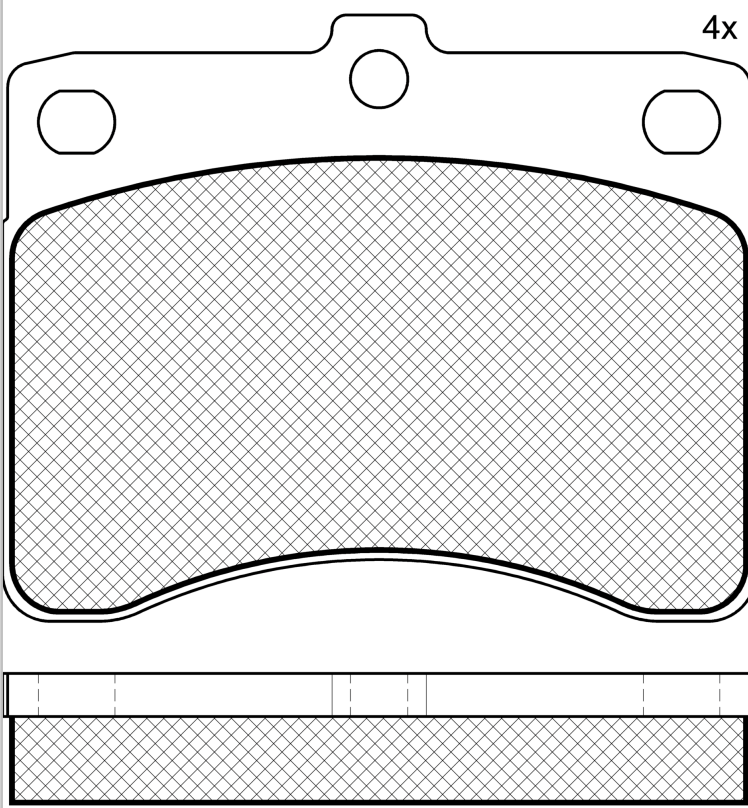
RB0725



8 424073 122162


Qty: 300 Weight: 874

O.E.M.	MAKE
0449187	BEDFORD
04491-87208	DAIHATSU
04491-87208-000	DAIHATSU
04491-87211	DAIHATSU
04491-87211-000	DAIHATSU
04491-87212	DAIHATSU
04491-87212-000	DAIHATSU
04491-87223	DAIHATSU
04491-87223-000	DAIHATSU
04491-87225	DAIHATSU
04491-87225-000	DAIHATSU
04491-87227	DAIHATSU
04491-87227-000	DAIHATSU
04491-87233	DAIHATSU
04491-87233-000	DAIHATSU
04491-87501	DAIHATSU
04491-87501-000	DAIHATSU
04491-87503	ASIA MOTORS
04491-87503-000	DAIHATSU
04491-87504	DAIHATSU
04491-87506	DAIHATSU
04491-87510	DAIHATSU
04491-87510-000	DAIHATSU
04491-87511	DAIHATSU
04491-87511-000	DAIHATSU



4x

RB0725

 **E 90R-02A0111/0176**

Sumitomo

78.7x63.6x13.5

WVA

20780

Sin Filas



Trac.	CC	Kw	CV	
				 
				Front / Rear

ASIA MOTORS

TOWNER (AS84, AS85) 07.92-09.03					[CAMBIADO]:Furgón (LCVs-N1 Segment)			
0.8	Gasolina	RWD	796	29	39	07.92-09.01	*	
0.8	Gasolina	FWD	796	31	42	03.96-12.02		
0.8 (CD)	Gasolina	RWD	843	33	45	07.92-12.02		
TOWNER (AS84, AS85) 07.92-12.02					Bus (Minibus-M2-Segment)			
0.8	Gasolina	RWD	796	29	39	07.92-09.01	*	
0.8	Gasolina	FWD	796	31	42	02.97-12.02		
0.8 (CD)	Gasolina	RWD	843	33	45	07.92-12.02		

BEDFORD

RASCAL 06.86-06.90					[CAMBIADO]:Furgón (LCVs-N1 Segment)		
1.0	Gasolina	FWD	970	34	46	07.86-06.90	*
1.0 A las 4 ruedas (CB)	Gasolina	4WD	993	34	46	07.86-06.90	*
RASCAL 06.86-06.90					Bus (Minibus-M2-Segment)		
1.0	Gasolina	FWD	970	34	46	07.86-06.90	*

DAIHATSU

1000 07.86-12.89					[CAMBIADO]:Furgón (LCVs-N1 Segment)		
1.0 (CB 10)	Gasolina	RWD	993	33	45	07.86-12.89	*
1.0 4x4 (CB 10)	Gasolina	4WD	993	33	45	07.86-12.89	*
55 WIDE / HIJET 09.77-04.83					[CAMBIADO]:Furgón (LCVs-N1 Segment)		
0.5 (S60) (AB)	Gasolina	RWD	547	20	27	09.77-04.83	*

LISTA DE APLICACIONES - BUYERS GUIDE

55 WIDE / HIJET 04.80-04.83					Caja/Chasis (LCVs-N1 Segment)			
0.5 (S60) (AB)	Gasolina	RWD	547	20	27	04.80-04.83	*	
0.5 (S60) (AB)	Gasolina	RWD	547	20	27	04.80-04.83	*	
850 (E65) 07.86-12.89					[CAMBIADO]:Furgón (LCVs-N1 Segment)			
0.8	Gasolina	RWD	843	34	46	07.86-12.89	*	
ATRAI 06.92-07.99					[CAMBIADO]:Furgón (LCVs-N1 Segment)			
0.7	Gasolina	FWD	659	32	44	06.92-07.99	*	
ATRAI WAGON 06.92-07.99					Bus (Minibus-M2-Segment)			
0.7 (EF-RS)	Gasolina	RWD	659	32	44	06.92-07.99	*	
0.7 4x4 (EF-RS)	Gasolina	4WD	659	32	44	06.92-07.99	*	
0.7 MX	Gasolina	FWD	659	47	64	06.92-07.99	*	
0.7 MX	Gasolina	FWD	659	47	64	06.92-07.99	*	
CUORE II / DOMINO / MIRA (L80, L81) 09.85-12.90					[CAMBIADO]:Fastback (City car-A Segment)			
0.7	Gasolina	FWD	659	30	41	10.87-08.90	*	
0.8 (L80) (ED 10)	Gasolina	FWD	847	29	39	11.89-12.90	*	
0.8 (L80) (ED 10)	Gasolina	FWD	847	32	44	09.85-06.90	*	
0.8 4WD (L81) (ED 10)	Gasolina	4WD	847	32	44	09.86-10.88	*	
CUORE III / MIRA (L200, L201) 08.90-04.95					[CAMBIADO]:Fastback (City car-A Segment)			
0.7	Gasolina	FWD	659	29	39	08.90-09.94	*	
0.7 (EF-EL)	Gasolina	FWD	659	30	41	08.90-11.94	*	
0.7	Gasolina	FWD	659	37	50	08.90-09.94	*	
0.7 Turbo	Gasolina	FWD	659	45	61	08.90-09.94	*	
0.7	Gasolina	FWD	659	47	64	08.90-09.94	*	
CUORE IV / CHARADE CENTRO IV (L501) 08.94-12.99					[CAMBIADO]:Fastback (City car-A Segment)			
0.7	Gasolina	FWD	659	32	44	12.94-10.98	*	
DOMINO II 01.85-					[CAMBIADO]:Fastback (City car-A Segment)			
0.8 TX	Gasolina	FWD	800	32	44	01.85-	*	
HANDIVAN II (_L_) 03.86-06.90					[CAMBIADO]:Furgón (LCVs-N1 Segment)			
0.8	Gasolina	FWD	846	26	35	03.86-06.90	*	
HIJET IX (S20_, S21_) 06.98-10.05					Bus (Minibus-M2-Segment)			
1.3 (S221G) (HC-E)	Gasolina	RWD	1295	48	65	06.98-10.05	*	
HIJET IX 04.98-					Caja/Chasis (LCVs-N1 Segment)			
1.3 (HC-E)	Gasolina	RWD	1295	48	65	06.98-	*	
1.3 4WD (HC-E)	Gasolina	4WD	1295	48	65	10.01-06.04	*	
1.3	Gasolina	FWD	1295	52	71	06.98-	*	
1.3	Gasolina	FWD	1295	55	75	06.98-10.99	*	
1.5	Gasolina	FWD	1495	71	97	11.07-	*	
1.4 D (LDW14)	Diesel	RWD	1371	28	38	04.98-12.99	*	
HIJET VI (S7_) 09.83-05.86					Caja/Chasis (LCVs-N1 Segment)			
1.0	Gasolina	FWD	993	33	45	09.83-05.86	*	
1.0	Gasolina	FWD	993	33	45	09.83-05.86	*	
HIJET VII (S8_) 06.86-10.90					[CAMBIADO]:Furgón (LCVs-N1 Segment)			
0.8 (CD)	Gasolina	RWD	843	29	39	06.86-12.89	*	
1.0 (S85) (CB)	Gasolina	RWD	993	33	45	06.86-12.89	*	
1.0 4x4 (CB 10)	Gasolina	4WD	993	33	45	07.86-10.90	*	

LISTA DE APLICACIONES - BUYERS GUIDE

HIJET VII (S80,S82) 06.86-06.90					Bus (Minibus-M2-Segment)			
0.8 (CD)	Gasolina	RWD	843	29	39	06.86-12.89	*	
1.0 (S85) (CB)	Gasolina	RWD	993	33	45	06.86-12.89	*	
HIJET VII (_U20) 07.86-10.90					Caja/Chasis (City car-A Segment)			
0.8 (CD)	Gasolina	RWD	843	29	39	07.86-10.90	*	
1.0 Touring (CB 10)	Gasolina	RWD	993	33	45	07.86-10.90	*	
1.0 Touring 4x4 (CB 10)	Gasolina	4WD	993	33	45	07.86-10.90	*	
HIJET VII (S8_, S9_) 06.86-12.09					Caja/Chasis (LCVs-N1 Segment)			
1.0 Touring (S85) (CB 10)	Gasolina	RWD	993	33	45	06.86-12.89	*	
HIJET VIII (S85) 10.91-10.05					[CAMBIADO]:Furgón (LCVs-N1 Segment)			
0.5	Gasolina	FWD	547	20	27	10.94-12.95	*	
0.7	Gasolina	RWD	659	30	41	01.96-03.98	*	
1.0 (CB41)	Gasolina	RWD	993	33	45	12.92-05.98	*	
1.0 i (CB42)	Gasolina	RWD	993	35	48	07.94-05.98	*	
1.3 i 16V (HC-E)	Gasolina	RWD	1295	48	65	05.98-10.05	*	
1.6	Gasolina	FWD	1589	60	82	10.94-12.95	*	
1.2 D (LDW12)	Diesel	RWD	1221	26	35	05.95-03.98	*	
1.4 D (LDW14)	Diesel	RWD	1371	28	38	03.98-12.00	*	
HIJET VIII (S85) 06.93-					Bus (Minibus-M2-Segment)			
1.0 i (CB42)	Gasolina	RWD	993	35	48	07.94-05.98	*	
1.3 (HC-E)	Gasolina	RWD	1295	48	65	08.98-	*	
1.3 4WD (HC-E)	Gasolina	4WD	1295	48	65	10.01-	*	
HIJET VIII (_U60) 12.92-05.98					Caja/Chasis (City car-A Segment)			
1.0 (CB41)	Gasolina	RWD	993	34	46	12.92-09.94	*	
1.0 (CB42)	Gasolina	RWD	993	35	48	10.94-05.98	*	
1.2 D	Diesel	RWD	1221	27	37	01.96-03.98	*	
MOVE I-II (L9_) 04.97-09.02					MPV (Large MPV-M1 Segment)			
1.0 i (EJ-DE)	Gasolina	FWD	989	41	55	10.98-09.02	*	
OPTI (L300, L310) 05.92-10.98					[CAMBIADO]:Fastback (City car-A Segment)			
0.7	Gasolina	FWD	659	31	42	05.92-10.98	*	
0.7 (EF-EL)	Gasolina	FWD	659	41	56	05.92-10.98	*	
SPARCAR / HIJET (S7_) 07.82-06.86					[CAMBIADO]:Furgón (LCVs-N1 Segment)			
0.8 (S70) (CD)	Gasolina	RWD	843	29	39	09.83-05.86	*	
1.0 (S75) (CB)	Gasolina	RWD	993	33	45	09.83-05.86	*	
SPARCAR / HIJET (S7_) 07.82-06.86					Bus (Minibus-M2-Segment)			
0.8 (S70) (CD)	Gasolina	RWD	843	29	39	09.83-05.86	*	
1.0 (S75) (CB)	Gasolina	RWD	993	33	45	09.83-05.86	*	
PERODUA								
KANCIL / NIPPA 08.94-					[CAMBIADO]:Fastback (City car-A Segment)			
0.7 (L200) (EF-CL)	Gasolina	FWD	659	23	31	08.94-07.09	*	
0.7 (P250) (EF-SE)	Gasolina	FWD	659	33	45	10.98-07.09	*	
0.8 (L201) (ED 10)	Gasolina	FWD	847	30	41	08.94-01.02	*	
PIAGGIO								
PORTER 12.92-					[CAMBIADO]:Furgón (Microcar-A Segment)			
1.0 (CB41)	Gasolina	RWD	993	33	45	02.93-05.98	*	
1.0 (CB42)	Gasolina	RWD	993	35	48	07.94-07.02	*	

LISTA DE APLICACIONES - BUYERS GUIDE

1.3 i 16V		Gasolina	RWD	1295	48	65	05.98-	*
1.3 i 16V 4x4		Gasolina	4WD	1295	48	65	05.98-	*
1.3 16V (HC-EL)		Gasolina	RWD	1296	48	65	06.98-12.10	*
1.3 16V 4x4 (HC-EL)		Gasolina	4WD	1296	48	65	06.98-12.10	*
1.3 (DA471QLR)		Gasolina	RWD	1308	52	71	01.11-	*
1.3 (DA471QLR)		Gasolina	RWD	1308	53	72	01.11-	*
1.3 LPG (HC-EL)		Gasol./G as (LPG)	RWD	1296	48	64	06.98-12.11	*
1.3 LPG (DA471QLR)		Gasol./G as (LPG)	RWD	1308	52	71	01.11-	*
1.3 LPG (DA471QLR)		Gasol./G as (LPG)	RWD	1308	53	72	01.11-	*
ELECTRO		Eléctrico	RWD		11	15	06.98-	*
Elektro		Eléctrico	RWD		18	24	01.11-	*
1.2 D (P120)		Diesel	RWD	1201	47	64	01.11-	*
1.2 D (LDW1204)		Diesel	RWD	1221	26	35	05.95-	*
1.4 D (LDW1404)		Diesel	RWD	1371	28	38	04.98-	*
PORTER 01.95-					Bus (Minibus-M2-Segment)			
1.0 (CB41)		Gasolina	RWD	993	33	45	01.95-06.04	*
1.0 (CB42)		Gasolina	RWD	993	35	48	01.95-07.02	*
1.3		Gasolina	RWD	1295	47	64	08.04-	*
1.3 (DA471QLR)		Gasolina	RWD	1308	52	71	01.11-	*
1.3 (DA471QLR)		Gasolina	RWD	1308	53	72	01.11-	*
1.3 LPG (DA471QLR)		Gasol./G as (LPG)	RWD	1308	52	71	01.11-	*
1.3 LPG (DA471QLR)		Gasol./G as (LPG)	RWD	1308	53	72	01.11-	*
Elektro		Eléctrico	RWD		11	15	01.95-	*
Elektro		Eléctrico	RWD		18	24	01.11-	*
1.2 D (P120)		Diesel	RWD	1201	47	64	01.11-	*
1.4 D		Diesel	RWD	1371	28	38	04.98-12.03	*
PORTER 01.95-					Volquete (Microcar-A Segment)			
1.3 (DA471QLR)		Gasolina	RWD	1308	52	71	01.11-	*
1.3 (DA471QLR)		Gasolina	RWD	1308	53	72	01.11-	*
1.3 LPG (DA471QLR)		Gasol./G as (LPG)	RWD	1308	52	71	01.11-	*
1.3 LPG (DA471QLR)		Gasol./G as (LPG)	RWD	1308	53	72	01.11-	*
Elektro		Eléctrico	RWD		18	24	01.11-	*
1.2 D (P120)		Diesel	RWD	1201	47	64	01.11-	*
PORTER / APE TRUCK 12.92-					Caja/Chasis (Microcar-A Segment)			
1.0 (CB41)		Gasolina	RWD	993	33	45	02.93-06.94	*
1.0 (CB42)		Gasolina	RWD	993	35	48	07.94-	*
1.3 i 16V		Gasolina	RWD	1295	48	65	05.98-	*
1.3 i 16V 4x4		Gasolina	4WD	1295	48	65	05.98-	*
1.3 16V (HC-EL)		Gasolina	RWD	1296	48	65	06.98-12.10	*
1.3 16V 4x4 (HC-EL)		Gasolina	4WD	1296	48	65	06.98-12.10	*
1.3 (DA471QLR)		Gasolina	RWD	1308	52	71	01.11-	*
1.3 (DA471QLR)		Gasolina	RWD	1308	53	72	01.11-	*
1.3 LPG (HC-EL)		Gasol./G as (LPG)	RWD	1296	48	64	06.98-12.11	*
1.3 LPG (DA471QLR)		Gasol./G as (LPG)	RWD	1308	52	71	01.11-	*
1.3 LPG (DA471QLR)		Gasol./G as (LPG)	RWD	1308	53	72	01.11-	*

LISTA DE APLICACIONES - BUYERS GUIDE

1.3 CNG (DA471QLR)	Gasol./Gas (CNG)	RWD	1308	52	71	01.11-	*
Electric	Eléctrico	RWD		11	15	06.98-	*
Elektro	Eléctrico	RWD		18	24	01.11-	*
0.5 D	Diesel	RWD	482	8	11	06.08-	*
0.9 D	Diesel	RWD	870	13	18	06.08-	*
1.2 D (P120)	Diesel	RWD	1201	47	64	01.11-	*
1.2 D (LDW1204)	Diesel	RWD	1221	26	35	05.95-	*
1.4 D (LDW1404)	Diesel	RWD	1371	28	38	04.98-	*