


LISTA DE APLICACIONES - BUYERS GUIDE

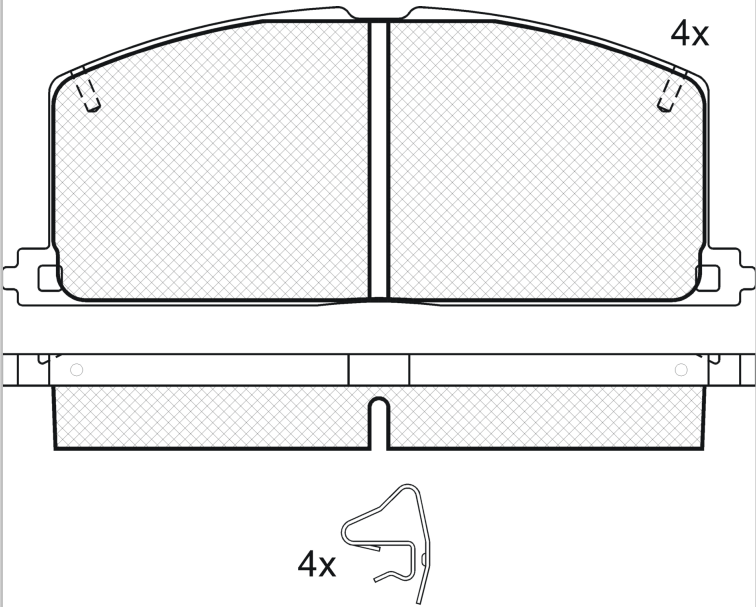
RB0462



8 424073 120007

Qty: 300 Weight: 1.020

O.E.M.	MAKE
04465-10040	TOYOTA
04465-12010	TOYOTA
04465-12020	TOYOTA
04465-12040	TOYOTA
04465-12090	TOYOTA
04465-16040	TOYOTA
04465-17021	TOYOTA
04465-17070	TOYOTA
04465-20020	TOYOTA
04465-20030	TOYOTA
04465-20080	TOYOTA
04465-20160	TOYOTA
04465-20180	TOYOTA
04465-21010	TOYOTA
04465-32021	TOYOTA
04465-YZZAA	TOYOTA
04491-10150	TOYOTA
04491-10161	TOYOTA
04491-10180	TOYOTA
04491-12240	TOYOTA
04491-16030	TOYOTA
04491-20222	TOYOTA
04491-32010	TOYOTA
04491-32020	TOYOTA
9484 7262	CHEVROLET




2 -Ref. 610017 E

RB0462

E 9

90R-01111/057



Akebono

119.8x47.6x15

WVA
20870
21294

FMSI
D241-7152
D242-7153
D539-7420

Sin Filas



Trac.	CC	Kw	CV		
					
					Front / Rear

CHEVROLET							
NOVA IV 09.73-12.79				[CAMBIADO]:Fastback (Compact car-C Segment)			
All models	Gasolina	FWD			09.73-		*
HOLDEN							
NOVA (LE) 08.89-11.92				[CAMBIADO]:Fastback (Compact car-C Segment)			
1.8 LF	Gasolina	FWD	1795		08.89-		*
TOYOTA							
CAMRY (_V2_) 11.86-02.93				[CAMBIADO]:Break (Executive car-E Segment)			
1.8 (SV20_, SV20RG) (1S)	Gasolina	FWD	1832	66	90	11.86-08.89	*
2.0 (SV21_, SV21RG) (3S-FE)	Gasolina	FWD	1998	89	121	11.86-02.93	*
2.0 (SV21_, SV21) (3S-FE)	Gasolina	FWD	1998	94	128	11.86-05.91	*
2.0 Turbo-D (CV20_, CV20) (2C-T)	Diesel	FWD	1974	62	84	11.86-05.91	*
CAMRY (_V1_) 10.82-01.88				[CAMBIADO]:Fastback (Executive car-E Segment)			
1.8 (SV10_, SV10R) (1S-L)	Gasolina	FWD	1832	66	90	02.83-10.86	*
2.0 (SV11_) (2S-ELC)	Gasolina	FWD	1995	73	99	01.83-12.86	*
1.8 Turbo-D (CV10_, CV10R) (1C-TL)	Diesel	FWD	1839	54	73	10.82-10.86	*
CAMRY (_V1_) 10.82-07.88				Sedán (Executive car-E Segment)			
1.8 (SV10_, SV10R) (1S-L)	Gasolina	FWD	1832	66	90	02.83-10.86	*
1.8 (SV20_, SV20R) (1S-L)	Gasolina	FWD	1832	66	90	10.86-08.88	*
2.0 (SV11_) (2S-E)	Gasolina	FWD	1995	73	99	02.83-12.86	*
2.0 (SV11_) (2S-ELC)	Gasolina	FWD	1995	73	99	02.83-12.86	*
2.0 (SV11_, SV11R) (2S-EL)	Gasolina	FWD	1995	79	107	02.83-10.86	*

LISTA DE APLICACIONES - BUYERS GUIDE

2.0 4WD (3S-FE)		Gasolina	4WD	1998	88	120	03.83-07.86	*
2.0 4WD (SV25_, SV25) (3S-FE)		Gasolina	4WD	1998	88	120	10.87-06.91	*
2.0 (SV21_, SV21R) (3S-FE)		Gasolina	FWD	1998	89	121	11.86-02.93	*
2.0 (SV21_, SV21) (3S-FE)		Gasolina	FWD	1998	94	128	11.86-05.91	*
2.0 4WD (SV25_, SV25) (3S-FE)		Gasolina	4WD	1998	94	128	08.88-05.91	*
1.8 Turbo-D (CV10_, CV10R) (1C-TL)		Diesel	FWD	1839	54	73	10.82-10.86	*
1.8 Turbo-D (CV10_, CV10R) (1C-TLC)		Diesel	FWD	1839	54	73	10.82-10.86	*
2.0 TD (CV11_, CV11R) (2C-TL)		Diesel	FWD	1974	62	84	02.83-10.86	*
2.0 TD (CV11_, CV11R) (2C-TLC)		Diesel	FWD	1974	62	84	02.83-10.86	*
2.0 Turbo-D (CV20_, CV20) (2C-T)		Diesel	FWD	1974	62	84	11.86-05.91	*
CARINA II-III (TA4_, TA6_) 05.73-09.83					Sedán (Compact car-C Segment)			
1.8 (TA62_, TA62) (3T)		Gasolina	RWD	1770	63	86	01.82-09.83	*
CARINA IV (_T15_) 10.83-05.88					[CAMBIADO]:Fastback (Compact car-C Segment)			
1.6 (AT151_, AT151R) (4A-LC)		Gasolina	FWD	1587	55	75	10.83-11.87	*
1.6 (AT151_, AT151R) (4A-L)		Gasolina	FWD	1587	62	84	10.83-11.87	*
1.6 (AT151_, AT151R) (4A-L)		Gasolina	FWD	1587	63	86	10.86-11.87	*
1.8 GLI (ST150) (1S-L)		Gasolina	FWD	1832	74	101	10.83-11.87	*
2.0 D (CT150_, CT150R) (2C-L)		Diesel	FWD	1974	50	68	02.84-05.88	*
2.0 D (CT150) (2C-L)		Diesel	FWD	1974	51	69	12.85-11.87	*
CARINA IV (_T15_) 08.83-05.88					Sedán (Compact car-C Segment)			
1.5		Gasolina	FWD	1452	61	83	08.83-11.87	*
1.6 (AT151_, AT151R) (4A-LC)		Gasolina	FWD	1587	55	75	10.83-11.87	*
1.6 (AT151_, AT151R) (4A-L)		Gasolina	FWD	1587	62	84	10.83-11.87	*
1.8 GLI (ST150) (1S-EL)		Gasolina	FWD	1832	74	101	10.83-11.87	*
2.0 D (CT150_, CT150R) (2C-L)		Diesel	FWD	1974	50	68	02.84-05.88	*
CARINA V (_T17_) 12.87-04.92					[CAMBIADO]:Break (Compact car-C Segment)			
1.5 GL		Gasolina	FWD	1498	63	86	12.87-03.92	*
1.5 DX		Gasolina	FWD	1498	64	87	12.87-03.92	*
1.6 (AT171_, AT171G) (4A-F)		Gasolina	FWD	1587	66	90	12.87-12.89	*
1.6 (AT171_, AT171) (4A-FE)		Gasolina	FWD	1587	72	98	12.87-03.92	*
1.6 (AT171_, AT171G) (4A-FE)		Gasolina	FWD	1587	75	102	12.87-03.92	*
2.0 D (CT170_, CT170) (2C-L)		Diesel	FWD	1974	54	73	12.87-01.92	*
CARINA V (_T17_) 12.87-06.92					[CAMBIADO]:Fastback (Compact car-C Segment)			
1.6 (AT171_) (4A-F)		Gasolina	FWD	1587	66	90	12.87-11.89	*
1.6 (AT171_) (4A-FE)		Gasolina	FWD	1587	72	98	12.87-03.92	*
2.0 D (CT170_) (2C-L)		Diesel	FWD	1974	54	73	03.88-06.92	*
CARINA V (_T17_) 12.87-06.92					Sedán (Compact car-C Segment)			
1.5		Gasolina	FWD	1498	63	86	12.87-03.92	*
1.5		Gasolina	FWD	1498	64	87	12.87-03.92	*
1.6		Gasolina	FWD	1587	66	90	12.87-03.92	*
1.6 (AT171_, AT171) (4A-F)		Gasolina	FWD	1587	66	90	12.87-08.90	*
1.6 (AT171_, AT171) (4A-FE)		Gasolina	FWD	1587	72	98	12.87-03.92	*
1.6 (AT171_, AT171) (4A-FE)		Gasolina	FWD	1587	75	102	12.87-03.92	*
2.0 D (CT170_, CT170) (2C)		Diesel	FWD	1974	54	73	03.88-06.92	*
CARINA VII (_T21_) 08.96-08.01					Sedán (Compact car-C Segment)			
1.5 (AT212)		Gasolina	FWD	1498	74	101	08.96-08.01	*
CELICA IV (_T16_) 08.85-12.89					[CAMBIADO]:Fastback (Sports car-S Segment)			
1.6 (AT160_, AT160R) (4A-L)		Gasolina	FWD	1587	63	86	04.86-08.89	*

LISTA DE APLICACIONES - BUYERS GUIDE

1.6 GT (AT160_, AT160R) (4A-GELC)		Gasolina	FWD	1587	85	116	08.87-08.89	*
1.6 GT 16V (AT160_, AT160R) (4A-GEL)		Gasolina	FWD	1587	91	124	09.85-08.89	*
1.6 GTI 16V (AT160_, AT160R) (4A-GEL)		Gasolina	FWD	1587	92	125	01.88-12.89	*
2.0 GT (ST162_, ST162R) (3S-GELC)		Gasolina	FWD	1998	103	140	09.85-08.89	*
2.0 GT (ST162) (3S-GEL)		Gasolina	FWD	1998	110	150	08.85-08.89	*
CELICA IV (_T16_) 08.85-08.89					Cabrío (Sports car-S Segment)			
2.0 GT (ST162) (3S-GELC)		Gasolina	FWD	1998	103	140	08.85-08.89	*
2.0 GT (ST162) (3S-GEL)		Gasolina	FWD	1998	110	150	10.86-08.89	*
CELICA IV (_T16_) 09.85-08.89					Coupé (Sports car-S Segment)			
1.6 (AT160_, AT160R) (4A-L)		Gasolina	FWD	1587	63	86	04.86-08.89	*
1.6 GT 16V (AT160_, AT160R) (4A-GEL)		Gasolina	FWD	1587	91	124	04.86-08.89	*
1.8		Gasolina	FWD	1832	67	91	08.87-08.89	*
2.0 (ST162) (3S-GEL)		Gasolina	FWD	1998	103	140	01.86-08.89	*
2.0 (ST162) (3S-GELC)		Gasolina	FWD	1998	103	140	01.86-08.89	*
2.0 (ST162_, ST162R) (3S-GEL)		Gasolina	FWD	1998	110	150	01.87-08.89	*
2.0 Turbo 4WD (ST165_, ST165) (3S-GTE)		Gasolina	4WD	1998	136	185	03.88-08.89	*
CELICA IV (_T16_) 08.85-08.89					Sedán (Sports car-S Segment)			
1.8		Gasolina	FWD	1832	67	91	08.87-08.89	*
CELICA V (_T18_) 09.89-12.94					Coupé (Sports car-S Segment)			
1.6 (AT180) (4A-FE)		Gasolina	FWD	1587	77	105	09.89-12.93	*
COROLLA V (_E8_) 05.82-05.89					[CAMBIADO]:Fastback (Supermini car-B Segment)			
1.3 (AE80) (2A-L)		Gasolina	FWD	1295	51	69	06.83-09.84	*
1.3 (EE80) (2E)		Gasolina	FWD	1295	60	82	08.83-04.87	*
1.3 (EE80) (2E-L)		Gasolina	FWD	1296	55	75	01.85-08.87	*
1.3 (EE80) (2E-LC)		Gasolina	FWD	1296	55	75	01.85-08.87	*
1.6 (AE82) (4A-LC)		Gasolina	FWD	1587	54	73	08.85-08.87	*
1.6 (AE82) (4A-L)		Gasolina	FWD	1587	62	84	06.83-08.87	*
1.6 (AE82_, AE82R) (4A-L)		Gasolina	FWD	1587	63	86	07.85-05.88	*
1.8 D (CE80_, CE80R) (1C)		Diesel	FWD	1839	43	58	06.83-05.88	*
1.8 D (CE80) (1C-L)		Diesel	FWD	1839	47	64	06.83-08.87	*
COROLLA V (_E8_) 06.83-06.89					Sedán (Supermini car-B Segment)			
1.3 (AE80) (2A-L)		Gasolina	FWD	1295	51	69	06.83-10.84	*
1.3 (EE80) (2E-L)		Gasolina	FWD	1295	55	75	10.84-08.87	*
1.3 (EE80) (2E-LC)		Gasolina	FWD	1295	55	75	10.84-08.87	*
1.3 (EE80) (2E)		Gasolina	FWD	1295	60	82	08.83-04.87	*
1.6 (AE82) (4A-LC)		Gasolina	FWD	1587	53	72	08.85-08.87	*
1.6 (AE82_, AE82R) (4A-LC)		Gasolina	FWD	1587	54	73	12.85-05.88	*
1.6 (AE82) (4A-L)		Gasolina	FWD	1587	62	84	06.83-08.87	*
1.8 D		Diesel	RWD	1839	43	58	08.83-04.87	*
1.8 D (CE80_, CE80R) (1C)		Diesel	FWD	1839	43	58	06.83-05.88	*
1.8 D (CE80_, CE80R) (1C-L)		Diesel	FWD	1839	47	64	06.83-06.89	*
COROLLA V / COROLLA SPRINTER (AE86) 05.83-07.87					Coupé (Supermini car-B Segment)			
1.6 GT 16V (AE86) (4A-GE)		Gasolina	RWD	1587	91	124	08.83-07.87	*
COROLLA V Compact (E8B) 08.84-05.88					[CAMBIADO]:Fastback (Supermini car-B Segment)			
1.3 (EE80) (2E)		Gasolina	FWD	1295	60	82	10.84-04.87	*
1.3 (EE80_, EE80) (2E-L)		Gasolina	FWD	1296	55	75	09.85-08.87	*
1.6 (4A-LC)		Gasolina	FWD	1587	54	73	01.87-09.87	*
1.6 (4A-C)		Gasolina	FWD	1587	55	75	08.84-08.87	*

LISTA DE APLICACIONES - BUYERS GUIDE

1.6 Twin Cam		Gasolina	FWD	1595	54	73	08.84-	*
1.8 D (CE80_, CE80) (1C)		Diesel	FWD	1839	43	58	01.85-05.88	*
1.8 D (CE80_, CE80) (1C-L)		Diesel	FWD	1839	47	64	08.85-08.87	*
COROLLA VI (_E9_) 05.87-04.97					[CAMBIADO]:Fastback (Compact executive car-D Segment)			
1.3 (EE90) (2E)		Gasolina	FWD	1295	60	81	07.87-04.92	*
1.3 i (EE90) (2E)		Gasolina	FWD	1296	55	75	08.87-04.92	*
1.3 i (EE90) (2E-E)		Gasolina	FWD	1296	55	75	08.87-04.92	*
1.5		Gasolina	FWD	1456	52	71	11.87-10.89	*
1.5		Gasolina	FWD	1456	64	87	11.87-10.89	*
1.5 (AE91_, AE91)		Gasolina	FWD	1496	92	125	11.89-04.92	*
1.5		Gasolina	FWD	1497	85	116	11.89-04.92	*
1.5		Gasolina	FWD	1497	92	125	08.90-04.92	*
1.6		Gasolina	FWD	1587	66	90	08.87-08.89	*
1.6 (AE92) (4A-F)		Gasolina	FWD	1587	66	90	08.87-04.92	*
1.6 (AE92) (4A-F)		Gasolina	FWD	1587	70	95	08.87-04.92	*
1.6 (AE92) (4A-FE)		Gasolina	FWD	1587	77	105	08.89-04.92	*
1.6 4WD (4A-FE)		Gasolina	4WD	1587	77	105	09.89-05.92	*
1.6 GTI (AE92_, AE92R) (4A-GE)		Gasolina	FWD	1587	92	125	07.87-06.93	*
1.8 D (CE90) (1C)		Diesel	FWD	1839	47	64	08.87-04.92	*
1.8 D (CE90) (1C)		Diesel	FWD	1839	49	67	08.89-04.92	*
COROLLA VI (_E9_) 05.87-09.99					Sedán (Compact executive car-D Segment)			
1.3 (EE90) (2E)		Gasolina	FWD	1295	60	81	05.87-04.92	*
1.3 i (EE90) (2E)		Gasolina	FWD	1296	55	75	08.89-04.92	*
1.3 i (EE90) (2E-E)		Gasolina	FWD	1296	55	75	08.89-04.92	*
1.5		Gasolina	FWD	1456	52	71	11.87-10.89	*
1.5 (AE91) (5A-FE)		Gasolina	FWD	1496	92	125	11.89-04.92	*
1.5		Gasolina	FWD	1497	92	125	08.90-04.92	*
1.5 DX		Gasolina	FWD	1498	85	116	08.87-05.91	*
1.6		Gasolina	FWD	1587	66	90	08.87-08.89	*
1.6 (AE92) (4A-F)		Gasolina	FWD	1587	66	90	05.87-11.92	*
1.6 GL 4WD (AE95) (4A-F)		Gasolina	4WD	1587	70	95	10.87-08.90	*
1.6 XL		Gasolina	FWD	1587	70	95	09.89-04.92	*
1.6 i (AE92) (4A-FE)		Gasolina	FWD	1587	77	105	05.87-05.92	*
1.6 i 4WD (AE92_, AE92R) (4A-FE)		Gasolina	4WD	1587	77	105	10.87-08.90	*
1.6 (AE92) (4A-GE)		Gasolina	FWD	1587	85	116	05.87-04.94	*
1.6		Gasolina	FWD	1587	136	185	08.87-05.91	*
1.6		Gasolina	FWD	1587	145	197	08.87-05.91	*
1.8 D (CE90_, CE90R) (1C)		Diesel	FWD	1839	47	64	07.87-06.93	*
1.8 D (CE90_, CE90R) (1C)		Diesel	FWD	1839	49	67	11.89-06.93	*
COROLLA VI Compact (_E9_) 05.87-10.95					[CAMBIADO]:Fastback (Compact executive car-D Segment)			
1.3 (2E)		Gasolina	FWD	1295	60	82	05.87-04.92	*
1.3 (EE90) (2E)		Gasolina	FWD	1296	55	75	08.87-04.92	*
1.3 (EE90) (2E-E)		Gasolina	FWD	1296	55	75	08.87-04.92	*
1.5 (AE91_, AE91)		Gasolina	FWD	1496	92	125	11.89-04.92	*
1.5		Gasolina	FWD	1497	85	116	11.89-04.92	*
1.5		Gasolina	FWD	1497	92	125	08.90-04.92	*
1.6 (AE92) (4A-F)		Gasolina	FWD	1587	66	90	08.87-04.92	*
1.6 (AE92) (4A-F)		Gasolina	FWD	1587	70	95	09.89-04.92	*
1.6 GL 4WD (AE95) (4A-F)		Gasolina	4WD	1587	70	95	10.87-08.90	*
1.6 i (AE92) (4A-FE)		Gasolina	FWD	1587	77	105	08.89-04.92	*

LISTA DE APLICACIONES - BUYERS GUIDE

1.6 GTi (AE92, AE93) (4A-GE)		Gasolina	FWD	1587	85	116	08.87-10.94	*
1.8 D (CE90) (1C)		Diesel	FWD	1839	47	64	08.87-04.92	*
1.8 D (CE90) (1C)		Diesel	FWD	1839	49	67	08.89-04.92	*
COROLLA VI Station Wagon (_E9_) 05.87-10.95					[CAMBIADO]:Break (Compact executive car-D Segment)			
1.3 (EE90_, EE90R) (2E)		Gasolina	FWD	1295	60	81	05.87-04.92	*
1.3 (EE90) (2E)		Gasolina	FWD	1296	55	75	06.89-06.92	*
1.3 i		Gasolina	FWD	1296	55	75	06.89-06.92	*
1.6 (AE92) (4A-F)		Gasolina	FWD	1587	66	90	02.88-05.92	*
1.6 (AE92) (4A-F)		Gasolina	FWD	1587	70	95	05.87-04.92	*
1.6 4WD (AE95) (4A-F)		Gasolina	4WD	1587	70	95	02.88-08.92	*
1.6 4WD (AE95) (4A-FE)		Gasolina	4WD	1587	77	105	04.88-10.95	*
1.6 XLI (AE92_, AE92R) (4A-FE)		Gasolina	FWD	1587	77	105	11.89-06.92	*
1.6 XLI 4WD (4A-FE)		Gasolina	4WD	1587	81	110	08.89-07.95	*
1.8 D (CE90) (1C)		Diesel	FWD	1839	47	64	12.87-06.92	*
1.8 D (CE90) (1C)		Diesel	FWD	1839	49	67	08.89-06.92	*
COROLLA VII (_E10_) 09.91-04.98					[CAMBIADO]:Break (Compact executive car-D Segment)			
1.3 12V (EE100_, EE100R) (2E)		Gasolina	FWD	1296	53	72	07.92-05.95	*
1.3 XLI (EE101_, EE101R) (4E-FE)		Gasolina	FWD	1332	55	75	09.95-04.97	*
COROLLA VII (_E10_) 05.92-12.99					[CAMBIADO]:Fastback (Compact executive car-D Segment)			
1.3 12V (EE100_, EE100R) (2E)		Gasolina	FWD	1296	53	72	07.92-05.95	*
COROLLA VII (_E10_) 06.91-11.99					Sedán (Compact executive car-D Segment)			
1.3 12V (EE100_, EE100R) (2E)		Gasolina	FWD	1296	53	72	07.92-04.97	*
COROLLA VII Compact / COROLLA SECCA (_E10_) 05.92-12.99					[CAMBIADO]:Fastback (Compact executive car-D Segment)			
1.3 12V (EE100_, EE100R) (2E)		Gasolina	FWD	1296	53	72	07.92-05.95	*
COROLLA VIII (_E11_) 04.97-10.01					[CAMBIADO]:Break (Compact executive car-D Segment)			
1.4 (EE111_, EE111R) (4E-FE)		Gasolina	FWD	1332	63	86	04.97-02.00	*
1.4 16V (ZZE111_, ZZE111R) (4ZZ-FE)		Gasolina	FWD	1398	71	97	02.00-10.01	*
1.6 Aut. (AE111_, AE111R) (4A-FE)		Gasolina	FWD	1587	79	107	04.97-02.00	*
1.6 (AE111_, AE111R) (4A-FE)		Gasolina	FWD	1587	81	110	04.97-02.00	*
1.6 16V (ZZE112_, ZZE112R) (3ZZ-FE)		Gasolina	FWD	1598	81	110	02.00-10.01	*
COROLLA VIII (_E11_) 04.97-01.02					[CAMBIADO]:Fastback (Compact executive car-D Segment)			
1.6 Aut. (AE111_) (4A-FE)		Gasolina	FWD	1587	79	107	05.97-02.00	*
COROLLA VIII (_E11_) 05.95-02.03					Sedán (Compact executive car-D Segment)			
1.3 (EE110) (2E)		Gasolina	FWD	1295	55	75	05.97-10.01	*
1.6 Aut. (AE111_, AE111R) (4A-FE)		Gasolina	FWD	1587	79	107	04.97-02.00	*
1.6 (AE111) (4A-FE)		Gasolina	FWD	1587	81	110	05.95-02.00	*
1.6 16V (ZZE112_, ZZE112R)		Gasolina	FWD	1598	81	110	08.99-12.01	*
1.6 16V (ZZE112_, ZZE112R) (3ZZ-FE)		Gasolina	FWD	1598	81	110	08.99-12.01	*
1.8 (AE112_) (7A-FE)		Gasolina	FWD	1762	81	110	10.97-10.01	*
1.8 (AE112) (7A-FE)		Gasolina	FWD	1762	85	116	04.97-06.02	*
COROLLA VIII Compact (_E11_) 04.97-01.02					[CAMBIADO]:Fastback (Compact executive car-D Segment)			
1.6 Aut. (AE111_, AE111R) (4A-FE)		Gasolina	FWD	1587	79	107	05.97-02.00	*
CORONA IX (_T17_) 12.87-01.92					[CAMBIADO]:Fastback (Large family car-D Segment)			
1.6		Gasolina	FWD	1587	75	102	06.89-01.92	*

LISTA DE APLICACIONES - BUYERS GUIDE

CORONA IX (_T17_) 11.87-09.93					Sedán (Large family car-D Segment)			
1.5 (AT170_, AT170) (5A-F)		Gasolina	FWD	1498	85	116	11.87-08.89	*
1.5 (AT170_, AT170) (5A-FE)		Gasolina	FWD	1498	92	125	11.87-08.89	*
1.6		Gasolina	FWD	1587	66	90	12.87-10.89	*
1.6		Gasolina	FWD	1587	75	102	06.89-01.92	*
2.0		Gasolina	FWD	1998	118	160	11.87-09.93	*
CORONA VII (_T14_) 08.83-08.88					[CAMBIADO]:Break (Large family car-D Segment)			
1.6		Gasolina	FWD	1588	62	84	10.83-04.87	*
1.8		Gasolina	FWD	1832	66	90	11.83-04.87	*
2.0		Gasolina	FWD	1995	71	97	08.83-04.87	*
2.4		Gasolina	FWD	2367	87	118	11.84-04.87	*
CORONA VII (ST) 08.83-04.87					Sedán (Large family car-D Segment)			
1.6		Gasolina	FWD	1588	62	84	10.83-04.87	*
1.8		Gasolina	FWD	1832	66	90	11.83-11.86	*
2.0		Gasolina	FWD	1995	71	97	08.83-04.87	*
CORSA III (_L3_) 06.86-07.88					[CAMBIADO]:Fastback (Supermini car-B Segment)			
1.5		Gasolina	FWD	1456	51	69	06.86-07.88	*
1.5		Gasolina	FWD	1456	51	69	08.88-09.90	*
1.5		Gasolina	FWD	1456	58	79	08.89-09.90	*
CORSA III (_L3_) 06.86-07.88					Coupé (Supermini car-B Segment)			
1.5		Gasolina	FWD	1456	51	69	06.86-07.88	*
1.5		Gasolina	FWD	1456	51	69	08.88-09.90	*
1.5		Gasolina	FWD	1456	58	79	08.89-09.90	*
MR 2 I (AW1_) 06.84-06.90					Coupé (Sports car-S Segment)			
1.6 16V (AW11) (4A-GELC)		Gasolina	RWD	1587	85	116	11.84-06.90	*
1.6 16V (AW11) (4A-GEL)		Gasolina	RWD	1587	91	124	11.84-06.90	*
1.6 16V (AW11) (4A-GEL)		Gasolina	RWD	1587	96	131	06.84-11.89	*
1.6 Supercharged (AW11)		Gasolina	RWD	1587	107	146	08.86-12.89	*
PASEO II / CYNOS (_L5_) 10.96-01.98					Cabrio (Compact car-C Segment)			
1.5 (EL54_, EL54C) (5E-FE)		Gasolina	FWD	1497	66	90	10.96-01.98	*
1.5 (EL54_, EL54C) (5E-FE)		Gasolina	FWD	1497	81	110	10.96-01.98	*
PASEO II / CYNOS (_L5_) 08.95-12.99					Coupé (Compact car-C Segment)			
1.3		Gasolina	FWD	1332	65	88	08.95-06.99	*
1.3 (EL52_, EL52) (4E-FE)		Gasolina	FWD	1332	65	88	08.95-06.99	*
1.5 (EL54_, EL54R) (5E-FE)		Gasolina	FWD	1497	66	90	08.95-06.99	*
1.5 (EL54_, EL54) (5E-FE)		Gasolina	FWD	1497	81	110	08.95-06.99	*
1.5 (EL54_, EL54) (5E-FE)		Gasolina	FWD	1497	85	116	08.95-06.99	*
PASEO / CYNOS (EL44_) 06.88-08.95					Coupé (Compact car-C Segment)			
1.5 (EL44) (5E-FE)		Gasolina	FWD	1497	74	101	06.90-08.95	*
1.5 (EL44) (5E-FE)		Gasolina	FWD	1497	85	116	06.88-07.95	*
RAUM (EXZ1_) 05.97-04.03					MPV (Large MPV-M1 Segment)			
1.5 4WD (EXZ15) (5E-FE)		Gasolina	4WD	1497	67	91	08.97-04.03	*
1.5 (EXZ10) (5E-FE)		Gasolina	FWD	1497	69	94	08.97-04.03	*
SCEPTER 10.86-10.92					[CAMBIADO]:Break (Executive car-E Segment)			
2.0		Gasolina	FWD	1998	88	120	10.86-10.92	*

LISTA DE APLICACIONES - BUYERS GUIDE

SCEPTER 04.85-10.92					Sedán (Executive car-E Segment)			
1.8		Gasolina	FWD	1832	66	90	04.85-08.88	*
2.0		Gasolina	FWD	1998	88	120	10.86-10.92	*
2.0 TD		Diesel	RWD	1974	62	84	08.86-10.92	*
SPRINTER V 06.83-07.87					[CAMBIADO]:Fastback (Compact executive car-D Segment)			
1.3		Gasolina	FWD	1295	55	75	06.83-07.87	*
1.6 (AE86)		Gasolina	FWD	1587	54	73	10.84-07.87	*
SPRINTER V 06.83-07.87					Coupé (Compact executive car-D Segment)			
1.3		Gasolina	FWD	1295	55	75	06.83-07.87	*
1.6		Gasolina	FWD	1587	54	73	10.84-07.87	*
SPRINTER VI (_E9_) 05.87-05.92					Sedán (Compact executive car-D Segment)			
1.3		Gasolina	FWD	1295	55	75	08.87-04.92	*
1.5		Gasolina	FWD	1498	69	94	08.87-05.92	*
1.5		Gasolina	FWD	1498	92	125	08.87-05.92	*
1.6		Gasolina	FWD	1587	77	105	08.87-04.92	*
1.6		Gasolina	FWD	1587	77	105	10.88-04.92	*
SPRINTER VII (_E1_) 06.91-11.02					Sedán (Compact executive car-D Segment)			
2.2 TD 4WD (CE116) (3CE)		Diesel	4WD	2184	59	80	04.98-07.00	*
SPRINTER CARIB VI (_E9_) 11.87-07.95					[CAMBIADO]:Break (Compact executive car-D Segment)			
1.6 4WD (AE95G_, AE95G) (4A-F)		Gasolina	4WD	1587	68	92	11.87-10.89	*
1.6 4WD (AE95G_, AE95G)		Gasolina	4WD	1587	74	101	11.87-05.92	*
1.6		Gasolina	FWD	1587	80	109	11.87-10.89	*
1.6		Gasolina	FWD	1587	82	111	09.88-07.95	*
SPRINTER CARIB VII (AE11_) 06.92-11.02					[CAMBIADO]:Break (Compact executive car-D Segment)			
1.6 (AE111) (4A-FE)		Gasolina	FWD	1587	81	110	08.95-10.01	*
STARLET IV (_P8_) 12.89-03.96					[CAMBIADO]:Fastback (Supermini car-B Segment)			
1.0 (EP80_, EP80R) (1E)		Gasolina	FWD	999	40	54	12.89-12.92	*
1.3 XL (EP81) (2E)		Gasolina	FWD	1295	52	71	12.89-12.91	*
1.3 12V (EP81_, EP81R) (2E)		Gasolina	FWD	1296	55	75	12.89-12.92	*
1.3 12V (EP81_, EP81R) (2E-E)		Gasolina	FWD	1296	55	75	12.89-12.92	*
1.3 12V Cat (EP81) (2E-E)		Gasolina	FWD	1296	55	75	12.89-03.96	*
STARLET V (_P9_) 01.96-10.99					[CAMBIADO]:Fastback (Supermini car-B Segment)			
1.3 (EP91_, EP91R) (4E-FE)		Gasolina	FWD	1332	55	75	01.96-07.99	*
TERCEL II (AL2_) 08.82-12.88					[CAMBIADO]:Break (Supermini car-B Segment)			
1.5		Gasolina	FWD	1452	60	82	09.86-10.87	*
1.5 (AL25) (3A-U)		Gasolina	4WD	1452	61	83	08.82-10.87	*
TERCEL II (AL2_) 09.82-01.88					[CAMBIADO]:Fastback (Supermini car-B Segment)			
1.5 4WD (AL25) (3A-C)		Gasolina	4WD	1452	50	68	09.82-01.88	*
1.5 4WD (AL25_, AL25) (3A)		Gasolina	4WD	1452	52	71	10.82-01.88	*
TERCEL I-II (_L1_ , _L2_) 03.79-01.88					[CAMBIADO]:Fastback (Supermini car-B Segment)			
1.3 (AL20, AL11) (2A)		Gasolina	FWD	1295	48	65	03.79-01.88	*
1.5 (AL21) (3A-C)		Gasolina	FWD	1452	52	71	08.83-05.85	*
TERCEL I-II (AL1_ , AL2_) 01.79-04.86					Sedán (Supermini car-B Segment)			
1.3 (AL20_) (2A)		Gasolina	FWD	1295	48	65	03.79-10.85	*

LISTA DE APLICACIONES - BUYERS GUIDE

1.5 (AL21) (3A-U)	Gasolina	FWD	1452	52	71	05.82-10.85	*
1.5 4WD (AL21) (3A-U)	Gasolina	4WD	1452	52	71	08.82-10.85	*
TERCEL III-IV (_L3_) 05.86-10.94				[CAMBIADO]:Fastback (Supermini car-B Segment)			
1.3 (EL41_, EL41) (4E-FE)	Gasolina	FWD	1332	65	88	09.90-10.94	*
1.5 D	Diesel	RWD	1454	40	54	11.86-10.94	*
TERCEL III-IV 08.86-10.94				Sedán (Supermini car-B Segment)			
1.5	Gasolina	FWD	1456	52	71	11.87-10.89	*
1.5 D	Diesel	RWD	1454	40	54	11.86-10.94	*
TERCEL IV 11.89-10.94				Sedán (Supermini car-B Segment)			
1.3	Gasolina	FWD	1332	65	88	05.92-10.94	*
1.5 D	Diesel	RWD	1454	40	54	11.89-10.94	*
TERCEL V (EL5_) 09.94-09.99				[CAMBIADO]:Fastback (Supermini car-B Segment)			
1.3 (EL51_, EL51) (4E-FE)	Gasolina	FWD	1332	65	88	11.94-09.99	*
1.5 (EL53_, EL53) (5E-FE)	Gasolina	FWD	1497	70	95	11.94-09.99	*
1.5 D	Diesel	RWD	1454	40	54	11.94-09.99	*
TERCEL V (_L5_) 09.94-03.03				Sedán (Supermini car-B Segment)			
1.3 (EL51_, EL51)	Gasolina	FWD	1332	65	88	09.94-09.99	*
1.5 (EL53_)	Gasolina	FWD	1497	70	95	09.94-09.99	*
1.5 (EL53_)	Gasolina	FWD	1497	70	95	09.94-09.99	*
1.5 (EL53_)	Gasolina	FWD	1497	82	112	09.94-07.99	*
1.5 D (NL50_)	Diesel	RWD	1454	40	54	09.94-06.99	*
VISTA (_V1_) 03.82-06.86				Sedán (Executive car-E Segment)			
1.8 (SV10)	Gasolina	FWD	1832	66	90	06.82-06.86	*
2.0 GL	Gasolina	FWD	1995	79	107	09.83-06.86	*
VISTA II (_V2_) 11.88-06.91				[CAMBIADO]:Break (Executive car-E Segment)			
2.0	Gasolina	FWD	1998	88	120	11.88-06.91	*
2.0 TD	Diesel	RWD	1974	62	84	11.88-06.91	*
VISTA II (_V2_) 08.86-06.90				Sedán (Executive car-E Segment)			
2.0 (SV21)	Gasolina	FWD	1998	88	120	10.86-06.90	*
2.5	Gasolina	FWD	2507	121	165	10.87-06.90	*