


# LISTA DE APLICACIONES - BUYERS GUIDE

## RB0259

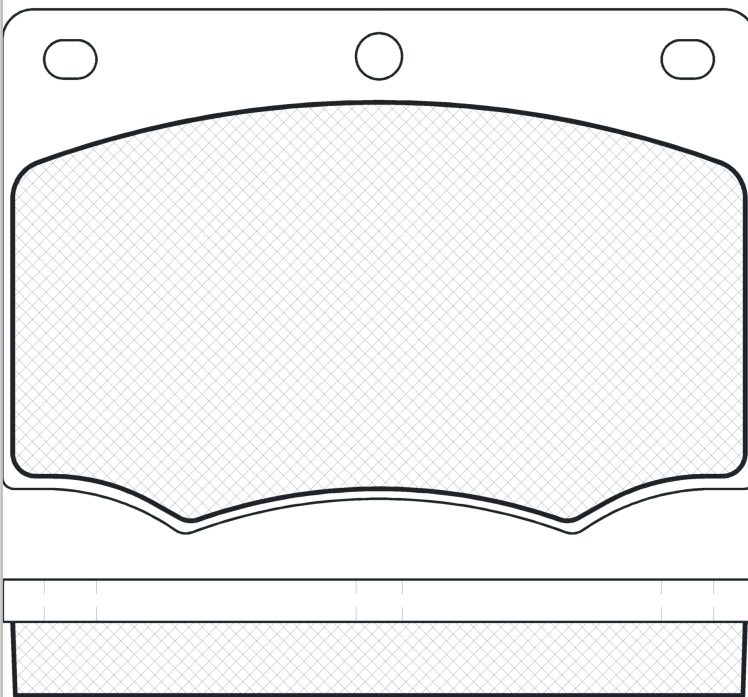


8 424073 118134


Qty: 300      Weight: 1.435

O.E.M.	MAKE
1 576 947	FORD
1 619 145	FORD
1 641 022	FORD
1 650 317	FORD
1 665 599	FORD
5 015 930	FORD
5 018 906	FORD
6 080 703	FORD
6 107 093	FORD
6 107 094	FORD
6 148 267	FORD
93 201 671	MOSKVICH

## 4x



## RB0259



Lucas - Girling

98.2x68.3x15.1

**WVA**

20578

20914

25922

29004

Sin Filas



Trac.	CC	Kw	CV	
				 
				Front / Rear

FORD									
<b>CONSUL (GGCL) 01.72-12.75</b>						<b>Coupé (Sports car-S Segment)</b>			
3000 (EV 30 H)		Gasolina	RWD	2994		101	138	01.72-12.74	*
<b>CONSUL (GGFL) 01.72-12.75</b>						<b>Sedán (Sports car-S Segment)</b>			
3000 (EV 30 H)		Gasolina	RWD	2994		101	138	01.72-12.74	*
<b>CONSUL Turnier (GGNL) 01.72-12.75</b>						<b>[CAMBIADO]:Break (Sports car-S Segment)</b>			
3000 (EV 30 H)		Gasolina	RWD	2994		101	138	01.72-12.75	*
<b>CORTINA 10.62-03.72</b>						<b>Sedán (Executive car-E Segment)</b>			
2000		Gasolina	RWD	1997		72	98	10.70-03.72	*
<b>GRANADA (GGTL, GGFL) 01.72-08.77</b>						<b>Sedán (Executive car-E Segment)</b>			
3.0 (EV 30 H)		Gasolina	RWD	2993		101	138	01.72-02.76	*
<b>GRANADA II (GU) 08.77-08.85</b>						<b>Sedán (Executive car-E Segment)</b>			
2.8 i (PRB)		Gasolina	RWD	2792		118	160	08.77-08.81	*
2.5 D (STP)		Diesel	RWD	2498		51	69	08.82-08.85	*
<b>GRANADA II Turnier (GNU) 08.77-08.85</b>						<b>[CAMBIADO]:Break (Executive car-E Segment)</b>			
2.5 D (STP)		Diesel	RWD	2498		51	69	08.82-08.85	*
<b>GRANADA Turnier (GGNL) 01.72-08.77</b>						<b>[CAMBIADO]:Break (Executive car-E Segment)</b>			
3.0 (EV 30 H)		Gasolina	RWD	2993		101	138	01.72-02.76	*
<b>P 100 04.82-09.87</b>						<b>Pick-up (Pick-Up Truck)</b>			
1.6 (LCR)		Gasolina	RWD	1593		54	73	04.82-09.87	*
MOSKVICH									

# LISTA DE APLICACIONES - BUYERS GUIDE

<b>2140 03.76-10.88</b>					<b>Sedán (Compact car-C Segment)</b>			
1.5		Gasolina	RWD	1469	55	75	07.78-11.83	*
<b>21412 05.89-12.01</b>					<b>[CAMBIADO]:Fastback (Compact car-C Segment)</b>			
1.5		Gasolina	FWD	1479	51	69	05.89-12.01	*
1.5 (331.10)		Gasolina	FWD	1479	53	72	05.89-12.01	*
<b>403 03.62-09.68</b>					<b>Sedán (Compact car-C Segment)</b>			
E 1.4 (407)		Gasolina	RWD	1361	33	45	03.62-09.68	*
I E 1.4 (407D)		Gasolina	RWD	1361	33	45	02.64-09.68	*
<b>407 08.58-09.69</b>					<b>Sedán (Compact car-C Segment)</b>			
1.4 (407)		Gasolina	RWD	1361	33	45	08.58-09.69	*
<b>412 03.71-10.88</b>					<b>Sedán (Compact car-C Segment)</b>			
1.5		Gasolina	RWD	1478	55	75	03.71-10.88	*
<b>423 08.59-09.65</b>					<b>[CAMBIADO]:Break (Compact car-C Segment)</b>			
1.4		Gasolina	RWD	1360	33	45	08.59-09.65	*
<b>427 01.75-09.79</b>					<b>[CAMBIADO]:Break (Compact car-C Segment)</b>			
1.5		Gasolina	RWD	1478	55	75	01.75-09.79	*
<b>ASLK 2137 07.76-12.01</b>					<b>[CAMBIADO]:Break (Compact car-C Segment)</b>			
1.5		Gasolina	RWD	1478	55	75	07.76-08.87	*
<b>ASLK 2140 03.76-10.88</b>					<b>Sedán (Compact car-C Segment)</b>			
1.5		Gasolina	RWD	1478	55	75	03.76-10.88	*