


# LISTA DE APLICACIONES - BUYERS GUIDE

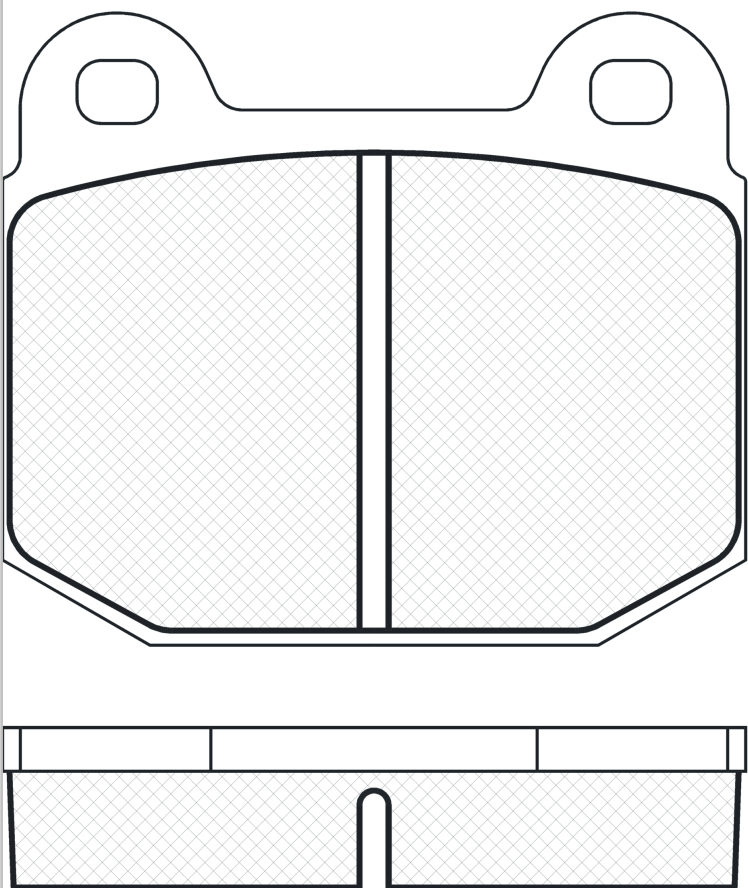
## RB0170



8 424073 117304


Qty: 300      Weight: 950

O.E.M.	MAKE
0060 728 434	ALFA ROMEO
0060 741 331	ALFA ROMEO
16 05 291	OPEL
16 05 300	OPEL
16 05 301	OPEL
16 05 315	OPEL
16 05 321	OPEL
16 05 398	OPEL
16 05 556	OPEL
16 05 557	OPEL
16 05 587	OPEL
16 05 713	OPEL
16 05 714	OPEL
16 05 715	OPEL
60 728 433	ALFA ROMEO
60 728 434	ALFA ROMEO
60 741 331	ALFA ROMEO
60 778 315	ALFA ROMEO
90 297 402	VAUXHALL
90 297 411	VAUXHALL
90 297 412	VAUXHALL
92 933 45	VAUXHALL



4x

## RB0170



Ate - Teves

76.9x65.3x16.5

**WVA**  
20323

**FMSI**  
D109-7043

Sin Filas



Trac.	CC	Kw	CV	
				 
				Front / Rear

ALFA ROMEO								
<b>75 / MILANO (162_) 05.85-12.92</b>					<b>Sedán (Compact executive car-D Segment)</b>			
2.5 V6 (162B3) (AR 01646)	Gasolina	RWD	2492	116	158	02.86-12.90	*	
3.0 V6 Cat (162.B6A) (AR 06124)	Gasolina	RWD	2959	136	185	01.87-02.92	*	
2.4 TD (162B5) (VM 81 A)	Diesel	RWD	2393	82	112	01.89-02.92	*	
<b>GTV-6 (U.S.A.) 09.80-12.86</b>					<b>Coupé (Compact executive car-D Segment)</b>			
2.5	Gasolina	FWD	2495			09.80-	*	
<b>RZ / ES-30 / II Mostro / SZ (162_) 01.92-12.94</b>					<b>Cabrio (Sports car-S Segment)</b>			
3.0 V6 Zagato (162D1) (AR 61501)	Gasolina	RWD	2959	152	207	01.92-12.94	*	
<b>SPIDER II (105_) 03.66-12.77</b>					<b>Cabrio (Sports car-S Segment)</b>			
2.0	Gasolina	FWD	1995			03.66-	*	
<b>SZ / ES-30 / II Mostro / RZ (162_) 09.88-08.94</b>					<b>Coupé (Sports car-S Segment)</b>			
3.0 V6 Zagato (162C1) (AR 61501)	Gasolina	RWD	2959	152	207	09.88-08.94	*	
LOTUS								
<b>ESPRIT III 05.80-05.89</b>					<b>Coupé (Sports car-S Segment)</b>			
2.2 (912)	Gasolina	RWD	2174	119	162	05.80-08.86	*	
<b>ESPRIT I-III 09.75-08.88</b>					<b>Coupé (Sports car-S Segment)</b>			
2.0 (907)	Gasolina	RWD	1973	119	162	10.75-05.80	*	
2.2 S2	Gasolina	RWD	2174	118	160	10.81-08.84	*	
2.2 Turbo (910)	Gasolina	RWD	2174	157	214	02.80-08.88	*	
2.2 Turbo Essex Limited	Gasolina	FWD	2174	157	214	08.78-09.81	*	
MORGAN								

# LISTA DE APLICACIONES - BUYERS GUIDE

PLUS EIGHT 01.68-					Cabrío (Sports car-S Segment)			
3.5 (486)		Gasolina	RWD	3528	115	156	01.68-12.86	*
3.5 EFI (30 A)		Gasolina	RWD	3528	142	193	01.84-08.90	*
3.9 (47A)		Gasolina	RWD	3947	138	188	08.90-04.95	*
PLUS FOUR 01.85-					Cabrío (Sports car-S Segment)			
2.0 i (T16F)		Gasolina	RWD	1994	99	135	11.91-05.00	*
OPEL								
ASCONA B (81_, 86_, 87_, 88_) 09.75-08.81					Sedán (Executive car-E Segment)			
1.2 (12 N)		Gasolina	RWD	1196	40	55	08.76-02.79	*
1.2 S (12 S)		Gasolina	RWD	1196	44	60	09.75-02.79	*
1.6 N (16 N)		Gasolina	RWD	1584	44	60	09.75-08.81	*
1.6 S (16 S)		Gasolina	RWD	1584	55	75	09.75-08.81	*
1.9 N (19 N)		Gasolina	RWD	1897	55	75	08.76-08.81	*
1.9 S (19 S)		Gasolina	RWD	1897	66	90	09.75-08.81	*
2.0 N (20 N)		Gasolina	RWD	1979	66	90	08.77-08.81	*
2.0 S (20 S)		Gasolina	RWD	1979	74	100	08.77-08.81	*
2.0 D (20 D)		Diesel	RWD	1998	43	58	08.78-08.81	*
COMMODORE C (61) 12.80-12.82					[CAMBIADO]:Break (Executive car-E Segment)			
2.5 S (25 S)		Gasolina	RWD	2490	85	115	12.80-12.82	*
2.5 E (25 E)		Gasolina	RWD	2490	96	130	12.80-12.82	*
COMMODORE C (14_, 19_) 08.78-12.82					Sedán (Executive car-E Segment)			
2.5 S (25 S)		Gasolina	RWD	2490	85	115	08.78-12.82	*
2.5 E (25 E)		Gasolina	RWD	2490	96	130	05.81-12.82	*
KADETT C 08.73-07.79					[CAMBIADO]:Break (Compact car-C Segment)			
1.6 S (16 S)		Gasolina	RWD	1584	55	75	05.77-07.79	*
KADETT C 08.73-07.79					[CAMBIADO]:Fastback (Compact car-C Segment)			
1.6 S (16 S)		Gasolina	RWD	1584	55	75	05.77-07.79	*
KADETT C 08.73-07.79					Coupé (Compact car-C Segment)			
1.6 S (16 S)		Gasolina	RWD	1584	55	75	05.77-07.79	*
1.9 GT/E (19 E)		Gasolina	RWD	1897	77	105	09.75-07.77	*
2.0 E Rallye (20 E)		Gasolina	RWD	1979	81	110	08.77-07.79	*
2.0 GT/E (20 EH)		Gasolina	RWD	1979	85	115	08.77-07.79	*
KADETT C 08.73-07.79					Sedán (Compact car-C Segment)			
1.6 S (16 S)		Gasolina	RWD	1584	55	75	09.76-07.79	*
MANTA A (58_, 59_) 09.70-08.75					Coupé (Sports car-S Segment)			
1.2 (12 S)		Gasolina	RWD	1196	44	60	04.72-08.75	*
1.6 (16 N)		Gasolina	RWD	1584	44	60	02.75-08.75	*
1.6 (16 N)		Gasolina	RWD	1584	50	68	09.70-08.75	*
1.6 (16 S)		Gasolina	RWD	1584	55	75	02.75-08.75	*
1.6 S (16 S)		Gasolina	RWD	1584	59	80	09.70-08.75	*
MANTA B (53_, 55_) 09.75-08.88					Coupé (Sports car-S Segment)			
1.2 N (12 N)		Gasolina	RWD	1196	40	55	08.76-07.83	*
1.2 S (12 S)		Gasolina	RWD	1196	44	60	09.75-02.79	*
1.6 N (16 N)		Gasolina	RWD	1584	44	60	09.75-12.80	*
1.9 N (19 N)		Gasolina	RWD	1897	55	75	08.76-12.81	*
1.9 S (19 S)		Gasolina	RWD	1897	66	90	09.75-12.80	*
2.0 (20 N)		Gasolina	RWD	1979	66	90	08.77-12.80	*

# LISTA DE APLICACIONES - BUYERS GUIDE

2.0 S (20 S)		Gasolina	RWD	1979	74	100	08.77-08.84	*
2.0 E (20 E)		Gasolina	RWD	1979	81	110	08.77-08.88	*
<b>MANTA B (58_, 59_) 09.75-08.88</b>					<b>Sedán (Sports car-S Segment)</b>			
1.6 N (16 N)		Gasolina	RWD	1584	44	60	09.75-12.80	*
1.6 S (16 S)		Gasolina	RWD	1584	55	75	09.75-12.81	*
1.9 N (19 N)		Gasolina	RWD	1897	55	75	08.76-12.81	*
1.9 E (19 E)		Gasolina	RWD	1897	77	105	09.75-08.77	*
2.0 (20 N)		Gasolina	RWD	1979	66	90	08.77-12.80	*
2.0 S (20 S)		Gasolina	RWD	1979	74	100	08.77-08.84	*
2.0 E (20 E)		Gasolina	RWD	1979	81	110	08.77-08.88	*
<b>REKORD D 01.72-08.77</b>					<b>[CAMBIADO]:Break (Large family car-D Segment)</b>			
1.7 (17 N)		Gasolina	RWD	1698	44	60	03.75-08.77	*
1.9 (19 N)		Gasolina	RWD	1897	55	75	03.75-08.77	*
1.9 (19 SH)		Gasolina	RWD	1897	66	90	03.75-08.77	*
2.0 S (20 S)		Gasolina	RWD	1979	74	100	09.75-08.77	*
2.0 D (20 D)		Diesel	RWD	1998	40	54	08.74-08.77	*
2.1 D (21 D)		Diesel	RWD	2068	44	60	09.72-08.77	*
<b>REKORD D 01.72-08.77</b>					<b>Coupé (Large family car-D Segment)</b>			
1.9 (19 N)		Gasolina	RWD	1897	55	75	03.75-08.77	*
1.9 (19 SH)		Gasolina	RWD	1897	66	90	03.75-08.77	*
2.0 (20 S)		Gasolina	RWD	1979	74	100	09.75-08.77	*
<b>REKORD D 01.72-08.77</b>					<b>Sedán (Large family car-D Segment)</b>			
1.7 (17 N)		Gasolina	RWD	1698	44	60	03.75-08.77	*
1.9 (19 N)		Gasolina	RWD	1897	55	75	03.75-08.77	*
1.9 (19 SH)		Gasolina	RWD	1897	66	90	03.75-08.77	*
2.0 (20 S)		Gasolina	RWD	1979	74	100	09.75-08.77	*
2.0 D (20 D)		Diesel	RWD	1998	40	54	08.74-08.77	*
2.1 D (21 D)		Diesel	RWD	2068	44	60	09.72-08.77	*
<b>REKORD E (61_, 66_, 67_) 08.77-08.86</b>					<b>[CAMBIADO]:Break (Large family car-D Segment)</b>			
1.7 (17 N)		Gasolina	RWD	1698	44	60	09.77-10.82	*
1.9 (19 N)		Gasolina	RWD	1897	55	75	09.77-10.82	*
2.0 (20 N)		Gasolina	RWD	1979	66	90	09.77-10.82	*
2.0 S (20 S)		Gasolina	RWD	1979	74	100	08.77-08.86	*
2.0 E (20 E)		Gasolina	RWD	1979	81	110	09.77-10.84	*
2.0 D (20 D)		Diesel	RWD	1998	43	58	09.77-10.82	*
2.1 D (21 D)		Diesel	RWD	2068	44	60	09.77-07.78	*
2.2 D (23 D)		Diesel	RWD	2260	48	65	08.78-08.83	*
<b>REKORD E (17_, 11_, 14_, 16_, 18_, 19_) 08.77-08.86</b>					<b>Sedán (Large family car-D Segment)</b>			
1.7 (17 N)		Gasolina	RWD	1698	44	60	09.77-10.82	*
1.9 (19 N)		Gasolina	RWD	1897	55	75	09.77-10.82	*
2.0 (20 N)		Gasolina	RWD	1979	66	90	09.77-10.82	*
2.0 S (20 S)		Gasolina	RWD	1979	74	100	08.77-08.86	*
2.0 E (20 E)		Gasolina	RWD	1979	81	110	09.77-10.84	*
2.0 D (20 D)		Diesel	RWD	1998	43	58	09.77-10.82	*
2.1 D (21 D)		Diesel	RWD	2068	44	60	09.77-07.78	*
2.2 D (23 D)		Diesel	RWD	2260	48	65	08.78-08.83	*
<b>RANGER</b>								

# LISTA DE APLICACIONES - BUYERS GUIDE

<b>REKORD 02.72-12.78</b>					<b>Coupé (Large family car-D Segment)</b>			
1900 (19 SH)		Gasolina	RWD	1897	71	97	02.72-12.78	*
<b>REKORD 02.72-12.78</b>					<b>Sedán (Large family car-D Segment)</b>			
1700 (17 S)		Gasolina	RWD	1698	61	83	02.72-12.78	*
1900 (19 SH)		Gasolina	RWD	1897	71	97	02.72-12.78	*
<b>STEYR</b>								
<b>SC 01.87-</b>					<b>Caja/Chasis</b>			
6 F 72 Citybus		Diesel					01.87-	*
<b>VAUXHALL</b>								
<b>CARLTON Mk II 09.77-08.86</b>					<b>[CAMBIADO]:Break (Executive car-E Segment)</b>			
1.8 S (18 S)		Gasolina	RWD	1796	66	90	11.82-08.86	*
2.0 S		Gasolina	RWD	1998	74	100	01.82-08.86	*
2.3 D (23 D)		Diesel	RWD	2260	52	71	05.83-08.86	*
<b>CARLTON Mk II 10.78-08.86</b>					<b>Sedán (Executive car-E Segment)</b>			
1.7 L		Gasolina	FWD	1695	60	82	10.78-	*
1.8 S (18 S)		Gasolina	RWD	1796	65	88	12.82-08.86	*
2.0 i (20 E)		Gasolina	RWD	1979	81	110	01.83-12.84	*
2.0 i (20 S)		Gasolina	RWD	1979	81	110	01.83-12.84	*
2.0 S (C 20 NEJ)		Gasolina	RWD	1998	74	100	10.78-08.86	*
2.3 D (23 D)		Diesel	RWD	2260	52	71	05.83-08.86	*
<b>CAVALIER Mk I 08.75-08.81</b>					<b>Coupé (Large family car-D Segment)</b>			
1.3		Gasolina	FWD	1256	42	57	08.75-08.81	*
1.9 S		Gasolina	RWD	1897	66	90	10.75-03.78	*
2.0 S (20 S)		Gasolina	RWD	1979	74	100	03.78-08.81	*
<b>CAVALIER Mk I 08.75-08.81</b>					<b>Sedán (Large family car-D Segment)</b>			
1.3 (LW4)		Gasolina	RWD	1256	43	58	08.77-01.81	*
<b>CAVALIER Mk I 03.75-08.81</b>					<b>Targa (Large family car-D Segment)</b>			
1300 (13 N)		Gasolina	RWD	1297	44	60	08.77-08.81	*
1.6 N (16 N CIH))		Gasolina	RWD	1584	44	60	08.75-08.81	*
1.6 N		Gasolina	RWD	1584	44	60	03.75-08.75	*
1.6 S (16 S CIH)		Gasolina	RWD	1584	55	75	08.75-08.81	*
1900 (19 S)		Gasolina	RWD	1897	66	90	10.75-03.78	*
2.0 S (20 S)		Gasolina	RWD	1979	74	100	01.78-08.81	*
<b>CAVALIER Mk I CC 03.75-08.81</b>					<b>[CAMBIADO]:Fastback (Large family car-D Segment)</b>			
1.3 (LW4)		Gasolina	RWD	1256	42	57	08.75-08.81	*
1600 (16 S CIH)		Gasolina	RWD	1584	55	75	09.75-08.81	*
2000 (20 S)		Gasolina	RWD	1979	74	100	08.77-08.81	*
<b>CHEVETTE 09.74-12.85</b>					<b>Sedán (Compact car-C Segment)</b>			
2.3 2300		Gasolina	FWD	2295	48	65	09.74-	*