


LISTA DE APLICACIONES - BUYERS GUIDE

RB0140

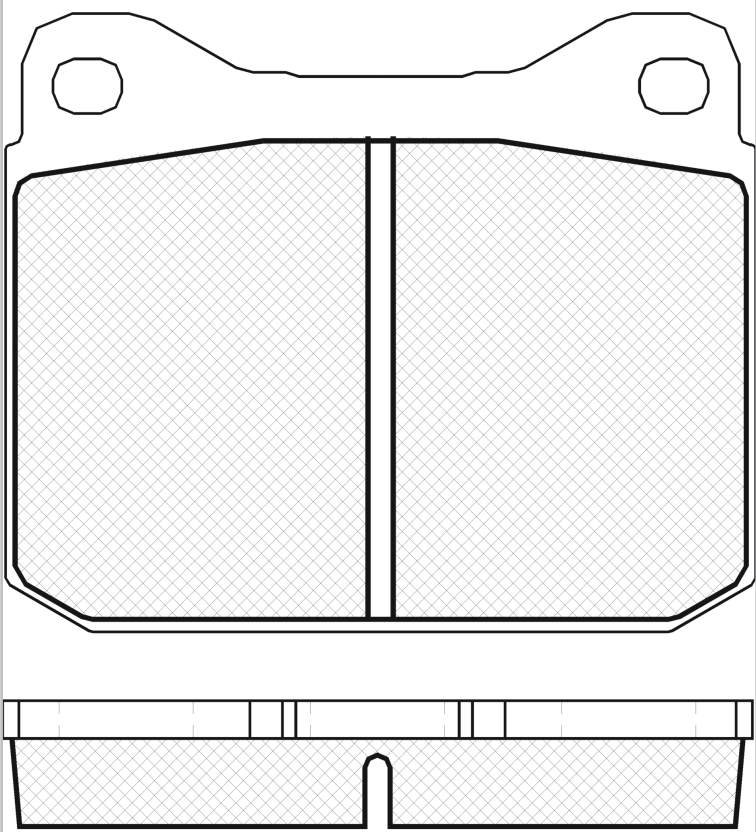


8 424073 117144


Qty: 300 Weight: 1.290

O.E.M.	MAKE
001 586 63 42	MERCEDES-BENZ

4x



RB0140



Ate - Teves



89.6x73.85x15

WVA
20280

FMSI
D100-7036

Sin Filas



Trac.	CC	Kw	CV	
				 
				Front / Rear

MERCEDES-BENZ

/8 (W114) 04.69-02.77

Coupé (Executive car-E Segment)

250 C (114.021) (M 114.920)	Gasolina	RWD	2496	96	130	04.69-06.72	*
250 CE (114.022) (M 114.980)	Gasolina	RWD	2496	110	150	04.69-04.72	*
280 C (114.073) (M 110.921)	Gasolina	RWD	2746	118	160	06.72-02.77	*
280 CE (114.072) (M 110.981)	Gasolina	RWD	2746	136	185	06.72-01.77	*
250 C 2.8 (114.023) (M 130.923)	Gasolina	RWD	2778	96	130	06.72-11.76	*

/8 (W114) 01.68-11.76

Sedán (Executive car-E Segment)

200 (115.015) (M 115.923)	Gasolina	RWD	1988	63	86	01.68-01.77	*
200 (115.015) (M 115.926)	Gasolina	RWD	1988	63	86	01.68-01.77	*
200 (M 115.923)	Gasolina	RWD	1988	70	95	01.68-01.77	*
200 (M 115.926)	Gasolina	RWD	1988	70	95	01.68-01.77	*
230.6 (114.015) (M 180.954)	Gasolina	RWD	2292	88	120	01.68-11.76	*
230.4 (115.017) (M 115.951)	Gasolina	RWD	2307	81	110	08.73-12.76	*
280 (114.060) (M 110.921)	Gasolina	RWD	2746	118	160	06.72-11.76	*
280 E (114.062) (M 110.981)	Gasolina	RWD	2746	136	185	06.72-11.76	*
250 2.8 (114.011) (M 130.923)	Gasolina	RWD	2778	96	130	06.72-11.76	*
220 D (115.110) (OM 615.912)	Diesel	RWD	2197	44	60	01.68-01.77	*
240 D (115.117) (OM 616.916)	Diesel	RWD	2404	48	65	08.73-01.77	*
240 D 3.0 (115.114) (OM 617.910)	Diesel	RWD	2998	59	80	08.74-11.76	*

MB II (W661) 11.99-05.05

[CAMBIADO]:Furgón (LCVs-N1 Segment)

100 /426	Diesel	RWD		55	75	11.99-	*
----------	--------	-----	--	----	----	--------	---

LISTA DE APLICACIONES - BUYERS GUIDE

MB120 01.73-					[CAMBIADO]:Furgón (LCVs-N1 Segment)			
125/416		Diesel	RWD		55	75	01.73-	*
MB65 01.73-					[CAMBIADO]:Furgón (LCVs-N1 Segment)			
65		Diesel	RWD		53	72	01.73-	*
MB70 01.73-					[CAMBIADO]:Furgón (LCVs-N1 Segment)			
70/406		Diesel	RWD		53	72	01.73-	*
MB700 01.73-					[CAMBIADO]:Furgón (LCVs-N1 Segment)			
700 Turbo		Diesel	RWD		48	65	01.73-	*
MB80 01.73-					[CAMBIADO]:Furgón (LCVs-N1 Segment)			
80 /406		Diesel	RWD		53	72	01.73-	*
84/406		Diesel	RWD		53	72	01.73-	*
MB90 01.73-					[CAMBIADO]:Furgón (LCVs-N1 Segment)			
99/406		Diesel	RWD		55	75	01.73-	*
MB900 01.73-					[CAMBIADO]:Furgón (LCVs-N1 Segment)			
900/406		Diesel	RWD				01.73-	*
S-Class (W116) 08.72-07.80					Sedán (Luxury car-F Segment)			
280 S (116.020) (M 110.922)		Gasolina	RWD	2746	115	156	08.72-07.80	*
280 S (116.020) (M 110.922)		Gasolina	RWD	2746	118	160	08.72-07.80	*
280 SE, SEL (116.024, 116.025) (M 110.985)		Gasolina	RWD	2746	130	177	08.72-07.80	*
280 SE, SEL (116.024, 116.025) (M 110.983)		Gasolina	RWD	2746	136	185	08.72-07.80	*
280 SE, SEL (116.024, 116.025) (M 110.985)		Gasolina	RWD	2746	136	185	08.72-07.80	*
350 SE, SEL (116.028, 116.029) (M 116.983)		Gasolina	RWD	3499	147	200	08.72-02.76	*
450 SE, SEL (116.032) (M 117.983)		Gasolina	RWD	4520	165	224	01.73-04.80	*
450 SE, SEL (116.032) (M 117.986)		Gasolina	RWD	4520	165	224	01.73-04.80	*
SL-Class III (R107) 05.71-12.89					Cabrió (Executive car-E Segment)			
280 SL (107.042) (M 110.982)		Gasolina	RWD	2746	130	177	06.76-09.81	*
280 SL (107.042) (M 110.986)		Gasolina	RWD	2746	130	177	06.76-09.81	*
280 SL (107.042) (M 110.990)		Gasolina	RWD	2746	130	177	06.76-09.81	*
350 SL (107.043) (M 116.982)		Gasolina	RWD	3499	143	195	05.71-02.80	*
350 SL (107.043) (M 116.984)		Gasolina	RWD	3499	143	195	05.71-02.80	*
450 SL (107.044) (M 117.982)		Gasolina	RWD	4520	160	218	09.75-10.80	*
450 SL (107.044) (M 117.985)		Gasolina	RWD	4520	160	218	09.75-10.80	*
450 SL (107.044) (M 117.982)		Gasolina	RWD	4520	165	224	10.72-10.80	*
450 SL (107.044) (M 117.985)		Gasolina	RWD	4520	165	224	10.72-10.80	*
SL-Class III (C107) 01.72-08.85					Coupé (Executive car-E Segment)			
280 SLC (107.022) (M 110.982)		Gasolina	RWD	2746	130	177	06.76-09.81	*
280 SLC (107.022) (M 110.986)		Gasolina	RWD	2746	130	177	06.76-09.81	*
280 SLC (107.022) (M 110.990)		Gasolina	RWD	2746	130	177	06.76-09.81	*
280 SLC (107.022) (M 110.982)		Gasolina	RWD	2746	136	185	08.74-09.81	*
280 SLC (107.022) (M 110.986)		Gasolina	RWD	2746	136	185	08.74-09.81	*
280 SLC (107.022) (M 110.990)		Gasolina	RWD	2746	136	185	08.74-09.81	*
350 SLC (107.023) (M 116.982)		Gasolina	RWD	3499	143	195	03.76-02.80	*
350 SLC (107.023) (M 116.984)		Gasolina	RWD	3499	143	195	03.76-02.80	*
350 SLC (107.023) (M 116.982)		Gasolina	RWD	3499	147	200	01.72-02.76	*
350 SLC (107.023) (M 116.984)		Gasolina	RWD	3499	147	200	01.72-02.76	*
450 SLC (107.024) (M 117.982)		Gasolina	RWD	4520	160	218	09.75-08.79	*

LISTA DE APLICACIONES - BUYERS GUIDE

450 SLC (107.024) (M 117.985)	Gasolina	RWD	4520	160	218	09.75-08.79	*	
450 SLC (107.024) (M 117.982)	Gasolina	RWD	4520	165	225	01.73-11.75	*	
450 SLC (107.024) (M 117.985)	Gasolina	RWD	4520	165	225	01.73-11.75	*	
UNIMOG 01.55-				Cabina tractora				
U 40 (OM 621.931)	Diesel		1988	29	40	01.66-04.71	*	*
U 65 T, U 70 T (OM 352.919)	Diesel		5675	48	65	01.62-01.88	*	*
U 80 T, U 90 T (OM 352.903)	Diesel		5675	59	80	05.66-	*	*
U 80 T, U 90 T (OM 352.984)	Diesel		5675	59	80	05.66-	*	*
UNIMOG 01.55-				Caja/Chasis				
U 100	Diesel			74	100	01.55-	*	*
U 110	Diesel			81	110	01.55-	*	*
U 125	Diesel			92	125	01.55-	*	*
U 45 (OM 615.911)	Diesel		2197	33	45	01.66-04.71	*	*
U S 404 (OM 615.911)	Diesel		2197	33	45	01.68-	*	*
U 54 (OM 314.916)	Diesel		3780	40	54	04.66-03.72	*	*
U 66, U 72 (OM 314.917)	Diesel		3780	55	75	03.69-01.88	*	*
U 65, U 70 (OM 312.954)	Diesel		4580	48	65	01.62-01.88	*	*
U 65, U 70 (OM 352.919)	Diesel		5675	48	65	01.62-01.88	*	*
U 80, U 84, U 90 (OM 352.903)	Diesel		5675	62	84	05.69-01.88	*	*
U 80, U 84, U 90 (OM 353.902)	Diesel		5675	62	84	05.69-01.88	*	*
UNIMOG 01.55-				Caja/Chasis				
U S 404 (M 180.952)	Gasolina		2195	60	82	01.55-12.76	*	*
U S 404 (M 180.953)	Gasolina		2195	60	82	01.55-12.76	*	*