


# LISTA DE APLICACIONES - BUYERS GUIDE

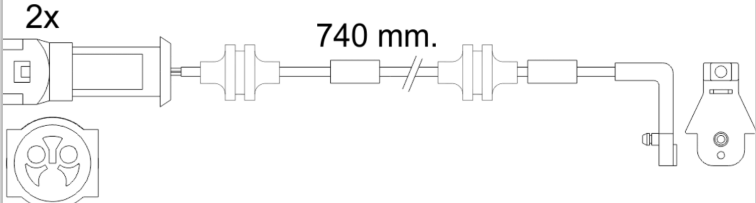
## 610446RB



8 424073 186843

Weight: 84


O.E.M.	MAKE
6 238 323	OPEL
62 38 323	VAUXHALL
90 495 144	VAUXHALL



2x

740 mm.

## 610446RB



740 mm.



**WVA**

20197

21368

Sin Filas



Trac.	CC	Kw	CV		
					Front / Rear

OPEL							
OMEGA B (V94) 03.94-07.03					[CAMBIADO]:Break (Executive car-E Segment)		
2.0 (F35, M35, P35)	Gasolina	RWD	1984	90	122	05.94-05.99	*
2.0 (F35, M35, P35) (X 20 SE)	Gasolina	RWD	1998	85	116	03.94-09.99	*
2.0 16V (F35, M35, P35) (X 20 XEV)	Gasolina	RWD	1998	100	136	03.94-09.99	*
2.2 16V (F35, M35, P35) (Y 22 XE)	Gasolina	RWD	2198	106	144	09.99-07.03	*
2.2 16V (F35, M35, P35) (Z 22 XE)	Gasolina	RWD	2198	106	144	09.99-07.03	*
2.5 V6 (F35, M35, P35) (X 25 XE)	Gasolina	RWD	2498	125	170	03.94-09.00	*
2.6	Gasolina	FWD	2580	138	188	05.94-05.99	*
2.6 V6 (F35, M35, P35) (Y 26 SE)	Gasolina	RWD	2597	132	180	09.00-07.03	*
3.0 V6 (F35, M35, P35) (X 30 XE)	Gasolina	RWD	2962	155	211	04.94-02.01	*
3.2 V6 (F35, M35, P35) (Y 32 SE)	Gasolina	RWD	3175	160	218	02.01-07.03	*
2.0 DTI 16V (F35, M35, P35) (X 20 DTH)	Diesel	RWD	1995	74	101	09.97-09.00	*
2.2 DTI 16V (F35, M35, P35) (Y 22 DTH)	Diesel	RWD	2171	81	110	09.00-07.03	*
2.2 DTI 16V (F35, M35, P35) (Y 22 DTH)	Diesel	RWD	2171	88	120	09.00-07.03	*
2.5 TD (F35, M35, P35) (U 25 DT)	Diesel	RWD	2498	96	131	04.94-07.01	*
2.5 TD (F35, M35, P35) (U 25 TD)	Diesel	RWD	2498	96	131	04.94-07.01	*
2.5 TD (F35, M35, P35) (X 25 DT)	Diesel	RWD	2498	96	131	04.94-07.01	*
2.5 TD (F35, M35, P35) (X 25 TD)	Diesel	RWD	2498	96	131	04.94-07.01	*
2.5 DTI (F35, M35, P35) (Y 25 DT)	Diesel	RWD	2498	110	150	09.01-07.03	*
2.5 DTI (F35, M35, P35) (Y 25 TD)	Diesel	RWD	2498	110	150	09.01-07.03	*
OMEGA B (V94) 03.94-12.05					Sedán (Executive car-E Segment)		
2.0 (F69, M69, P69) (X 20 SE)	Gasolina	RWD	1998	85	116	03.94-09.99	*
2.0 (F69, M69, P69) (20 SE)	Gasolina	RWD	1998	85	115	03.94-12.00	*

# LISTA DE APLICACIONES - BUYERS GUIDE

2.0 16V (F69, M69, P69) (X 20 XEV)		Gasolina	RWD	1998	100	136	03.94-09.99	*
2.2 16V (F69, M69, P69) (Y 22 XE)		Gasolina	RWD	2198	106	144	09.99-07.03	*
2.2 16V (F69, M69, P69) (Z 22 XE)		Gasolina	RWD	2198	106	144	09.99-07.03	*
2.5 V6 (F69, M69, P69) (X 25 XE)		Gasolina	RWD	2498	125	170	03.94-09.00	*
2.6 V6 (F69, M69, P69) (Y 26 SE)		Gasolina	RWD	2597	132	180	09.00-07.03	*
3.0 V6 (F69, M69, P69) (X 30 XE)		Gasolina	RWD	2962	155	211	04.94-02.01	*
3.2 V6 (F69, M69, P69) (Y 32 SE)		Gasolina	RWD	3175	160	218	02.01-07.03	*
2.0 DTI 16V (F69, M69, P69) (X 20 DTH)		Diesel	RWD	1995	74	101	09.97-09.00	*
2.2 DTI 16V (F69, M69, P69) (Y 22 DTH)		Diesel	RWD	2171	81	110	09.00-07.03	*
2.2 DTI 16V (F69, M69, P69) (Y 22 DTH)		Diesel	RWD	2171	88	120	09.00-07.03	*
2.5 D (F69, M69, P69) (X 25 DT)		Diesel	RWD	2498	96	131	05.94-05.99	*
2.5 D (F69, M69, P69) (X 25 TD)		Diesel	RWD	2498	96	131	05.94-05.99	*
2.5 TD (F69, M69, P69) (U 25 DT)		Diesel	RWD	2498	96	130	04.94-07.03	*
2.5 TD (F69, M69, P69) (U 25 TD)		Diesel	RWD	2498	96	130	04.94-07.03	*
2.5 TD (F69, M69, P69) (X 25 DT)		Diesel	RWD	2498	96	130	04.94-07.03	*
2.5 TD (F69, M69, P69) (X 25 TD)		Diesel	RWD	2498	96	130	04.94-07.03	*
2.5 DTI (F69, M69, P69) (Y 25 DT)		Diesel	RWD	2498	110	150	09.01-07.03	*
2.5 DTI (F69, M69, P69) (Y 25 TD)		Diesel	RWD	2498	110	150	09.01-07.03	*
VAUXHALL								
<b>OMEGA (B) (V94) 12.93-06.03</b>					<b>[CAMBIADO]:Break (Executive car-E Segment)</b>			
2.0 (X 20 SE)		Gasolina	RWD	1998	85	116	03.94-09.99	*
2.0 16V (X 20 XEV)		Gasolina	RWD	1998	100	136	03.94-07.01	*
2.2 16V (Y 22 XE)		Gasolina	RWD	2198	106	144	02.94-06.03	*
2.2 16V (Z 22 XE)		Gasolina	RWD	2198	106	144	02.94-06.03	*
2.5 V6 (X 25 XE)		Gasolina	RWD	2498	125	170	03.94-09.00	*
2.6 V6 (Y 26 SE)		Gasolina	RWD	2597	132	180	08.00-06.03	*
3.0 V6 (X 30 XE)		Gasolina	RWD	2962	155	211	07.94-07.00	*
3.2 V6 (Y 32 SE)		Gasolina	RWD	3175	160	218	02.01-06.03	*
2.0 Dualfuel (X 20 XEV)		Gasol./Gas (LPG)	RWD	1998	100	136	01.99-07.01	*
2.0 DTI 16V (X 20 DTH)		Diesel	RWD	1995	74	101	01.98-09.00	*
2.2 DTI 16V (Y 22 DTH)		Diesel	RWD	2171	88	120	08.00-06.03	*
2.5 DTI 24V		Diesel	RWD	2497	110	150	09.01-06.03	*
2.5 TD (U 25 DT)		Diesel	RWD	2498	96	131	04.94-07.01	*
2.5 TD (U 25 TD)		Diesel	RWD	2498	96	131	04.94-07.01	*
2.5 TD (X 25 DT)		Diesel	RWD	2498	96	131	04.94-07.01	*
2.5 TD (X 25 TD)		Diesel	RWD	2498	96	131	04.94-07.01	*
<b>OMEGA (B) (V94) 12.93-07.03</b>					<b>Sedán (Executive car-E Segment)</b>			
2.0 (20 SE)		Gasolina	RWD	1998	85	116	03.94-09.99	*
2.0 (X 20 SE)		Gasolina	RWD	1998	85	116	03.94-09.99	*
2.0 (20 SE)		Gasolina	RWD	1998	85	115	09.95-09.96	*
2.0 (X 20 SE)		Gasolina	RWD	1998	85	115	09.95-09.96	*
2.0 16V (X 20 XEV)		Gasolina	RWD	1998	100	136	03.94-07.01	*
2.2 16V (Y 22 XE)		Gasolina	RWD	2198	106	144	01.94-06.03	*
2.2 16V (Z 22 XE)		Gasolina	RWD	2198	106	144	01.94-06.03	*
2.5 V6 (X 25 XE)		Gasolina	RWD	2498	125	170	03.94-09.00	*
2.6 V6 (Y 26 SE)		Gasolina	RWD	2597	132	180	08.00-07.03	*
3.0 V6 (X 30 XE)		Gasolina	RWD	2962	155	211	04.94-07.00	*
3.2 V6 (Y 32 SE)		Gasolina	RWD	3175	160	218	02.01-07.03	*
2.0 Dualfuel (X 20 XEV)		Gasol./Gas (LPG)	RWD	1998	100	136	05.98-07.01	*

## LISTA DE APLICACIONES - BUYERS GUIDE

2.0 DTI 16V (X 20 DTH)	Diesel	RWD	1995	74	101	01.98-09.00	*
2.2 DTI 16V (Y 22 DTH)	Diesel	RWD	2171	88	120	08.00-07.03	*
2.5 DTI 24V	Diesel	RWD	2497	110	150	09.01-07.03	*
2.5 TD (U 25 DT)	Diesel	RWD	2498	96	131	04.94-07.01	*
2.5 TD (U 25 TD)	Diesel	RWD	2498	96	131	04.94-07.01	*
2.5 TD (X 25 DT)	Diesel	RWD	2498	96	131	04.94-07.01	*
2.5 TD (X 25 TD)	Diesel	RWD	2498	96	131	04.94-07.01	*