


# LISTA DE APLICACIONES - BUYERS GUIDE

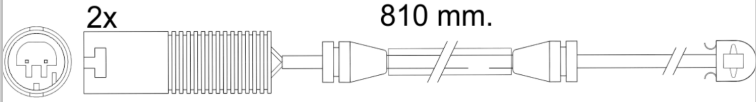
## 610425RB




8 424073 186690

Weight: 80

O.E.M.	MAKE
34 35 2 227 385	BMW



## 610425RB



810 mm.

**WVA**  
 21064  
 Sin Filas



Trac.	CC	Kw	CV		
					
				Front / Rear	

BMW								
3 Serie III (E36) 03.93-11.99					Cabrio (Compact executive car-D Segment)			
M3 3.0 (S50 B30 (306S1))	Gasolina	RWD	2990	210	286	04.94-07.95	*	
M3 3.2 (S50 B32 (326S1))	Gasolina	RWD	3201	236	321	03.96-09.99	*	
3 Serie III (E36) 10.91-05.99					Coupé (Compact executive car-D Segment)			
M3 3.0 (S50 B30 (306S1))	Gasolina	RWD	2990	210	286	11.92-07.95	*	
M3 3.0 (S50 B30 (306S1))	Gasolina	RWD	2990	217	295	09.93-05.95	*	
M3 3.2 (S50 B32 (326S1))	Gasolina	RWD	3201	236	321	10.95-11.98	*	
3 Serie III (E36) 09.90-11.98					Sedán (Compact executive car-D Segment)			
M3 3.0 (S50 B30 (306S1))	Gasolina	RWD	2990	210	286	10.94-07.95	*	
M3 3.2 (S50 B32 (326S1))	Gasolina	RWD	3201	236	321	10.95-01.98	*	
Z3 (E36) 10.95-01.03					Cabrio (Sports car-S Segment)			
M 3.2 (S52 B32 (326S2))	Gasolina	RWD	3152	179	243	02.98-06.00	*	
M 3.2 (S50 B32 (326S1))	Gasolina	RWD	3201	236	321	01.97-06.00	*	
M 3.2 (S54 B32 (326S4))	Gasolina	RWD	3246	239	325	06.01-01.03	*	
Z3 (E36) 04.97-06.03					Coupé (Sports car-S Segment)			
M 3.2 (S52 B32 (326S2))	Gasolina	RWD	3152	176	239	02.98-06.00	*	
M (S50 B32 (326S1))	Gasolina	RWD	3201	236	321	02.98-06.01	*	
M (S50 B32 (326S3))	Gasolina	RWD	3201	236	321	02.98-06.01	*	
M (S54 B32 (326S4))	Gasolina	RWD	3246	239	325	06.01-06.03	*	
WIESMANN								

# LISTA DE APLICACIONES - BUYERS GUIDE

ROADSTER 01.96-				Cabrio (Sports car-S Segment)			
3.2 (S50326S1)	Gasolina	RWD	3201	236	321	01.96-08.01	*
3.2 (S54326S4)	Gasolina	RWD	3246	252	343	07.03-	*