


LISTA DE APLICACIONES - BUYERS GUIDE

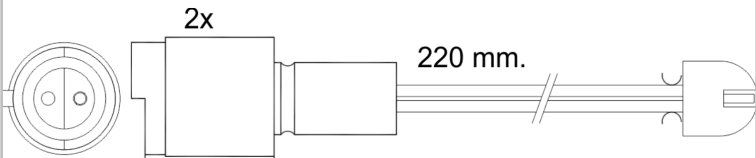
610394RB




8 424073 186607

Weight: 50

O.E.M.	MAKE
34 11 2 225 107	BMW
34 35 1 179 820	BMW
34 35 1 180 432	BMW
34 35 1 180 781	BMW



610394RB





225 mm.

WVA
20309
20996
21064

Sin Filas



Trac.	CC	Kw	CV		
					Front / Rear

BMW									
5 Serie III (E34) 02.87-12.95						Sedán (Executive car-E Segment)			
518 i (M40 B18 (184E1))		Gasolina	RWD	1796	83	113	09.89-04.94	*	*
518 i (M43 B18 (184E2))		Gasolina	RWD	1796	85	115	05.94-08.95	*	*
520 i (M20 B20 (206KA))		Gasolina	RWD	1990	95	129	06.87-09.90	*	*
520 i 24V (M50 B20 (206S1))		Gasolina	RWD	1990	110	150	04.90-08.95	*	*
520 i 24V (M50 B20 (206S2))		Gasolina	RWD	1990	110	150	04.90-08.95	*	*
525 i (M20 B25 (256K1))		Gasolina	RWD	2494	125	170	02.88-08.90	*	*
525 i 24V (M50 B25 (256S1))		Gasolina	RWD	2494	141	192	03.90-08.95	*	*
525 i 24V (M50 B25 (256S2))		Gasolina	RWD	2494	141	192	03.90-08.95	*	*
525 iX 24V (M50 B25 (256S1))		Gasolina	4WD	2494	141	192	10.91-08.95		*
525 iX 24V (M50 B25 (256S2))		Gasolina	4WD	2494	141	192	10.91-08.95		*
530i (M30 B30 (306KA))		Gasolina	RWD	2986	138	188	01.88-04.90	*	*
530 i V8 (M60 B30 (308S1))		Gasolina	RWD	2997	160	218	09.92-12.95	*	*
535i (M30 B34 (346KB))		Gasolina	RWD	3430	155	211	11.87-02.93	*	*
M5		Gasolina	RWD	3535	210	286	12.87-12.88	*	*
M5 (S38 B36 (366S1))		Gasolina	RWD	3535	232	315	09.88-03.92	*	*
M5 Cat		Gasolina	RWD	3535	232	315	09.88-03.92	*	*
M5 (S38 B38 (386S1))		Gasolina	RWD	3795	250	340	01.92-07.95	*	*
540 i V8 (M60 B40 (408S1))		Gasolina	RWD	3982	210	286	09.92-12.95	*	*
524 td (M21 D24 (246TB))		Diesel	RWD	2443	85	115	03.88-08.91	*	*
525 td (M51 D25 (256T1))		Diesel	RWD	2497	85	115	03.93-08.95	*	*
525 tds (M51 D25 (256T1))		Diesel	RWD	2497	105	143	09.91-08.95	*	*

LISTA DE APLICACIONES - BUYERS GUIDE

5 Serie III Touring (E34) 07.91-07.96					[CAMBIADO]:Break (Executive car-E Segment)				
518 i (M40 B18 (184E1))		Gasolina	RWD	1796	83	113	04.93-04.94	*	*
518 i (M43 B18 (184E2))		Gasolina	RWD	1796	85	115	05.94-07.96	*	*
520 i (M50 B20 (206S1))		Gasolina	RWD	1990	110	150	07.91-07.96	*	*
520 i (M50 B20 (206S2))		Gasolina	RWD	1990	110	150	07.91-07.96	*	*
525 i (M50 B25 (256S1))		Gasolina	RWD	2494	141	192	07.91-07.96	*	*
525 i (M50 B25 (256S2))		Gasolina	RWD	2494	141	192	07.91-07.96	*	*
525 ix (M50 B25 (256S1))		Gasolina	4WD	2494	141	192	01.92-03.96		*
525 ix (M50 B25 (256S2))		Gasolina	4WD	2494	141	192	01.92-03.96		*
530i (M60 B30 (308S1))		Gasolina	RWD	2997	160	218	09.92-07.96	*	*
M5 (S38 B38 (386S1))		Gasolina	RWD	3795	250	340	04.92-07.95	*	*
540 i (M60 B40 (408S1))		Gasolina	RWD	3982	210	286	09.93-07.96	*	*
518 g (M43 B18 (184E2))		Gasol./Gas (CNG)	RWD	1796	74	101	02.96-07.96	*	*
525 td (M51 D25 (256T1))		Diesel	RWD	2497	85	115	03.93-07.96	*	*
525 tds (M51 D25 (256T1))		Diesel	RWD	2497	105	143	12.91-07.96	*	*
7 Serie II (E32) 03.85-10.94					Sedán (Luxury car-F Segment)				
730 i, iL (M30 B30 (306KA))		Gasolina	RWD	2986	138	188	03.87-03.94	*	*
730 i, iL (M30 B30 (306EA))		Gasolina	RWD	2986	145	197	03.85-01.89	*	*
730 i, iL V8 (M60 B30 (308S1))		Gasolina	RWD	2997	160	218	04.92-09.94	*	*
735 i, iL (M30 B34 (346KB))		Gasolina	RWD	3430	155	211	06.86-07.92	*	*
735 i, iL (M30 B35 (MOTRONIC,9.2:1))		Gasolina	RWD	3430	162	220	07.86-01.89	*	*
740 i, iL V8 (M60 B40 (408S1))		Gasolina	RWD	3982	210	286	05.92-03.94	*	*
750 i, iL V12 (M70 B50 (5012A))		Gasolina	RWD	4988	220	300	09.87-09.94	*	*
8 Serie (E31) 01.90-12.99					Coupé (Grand Tourer-S Segment)				
850 i, Ci (M70 B50 (5012A))		Gasolina	RWD	4988	220	300	01.90-08.94	*	*
850 CSi (S70 B56 (56121))		Gasolina	RWD	5576	280	380	11.92-12.96	*	*