


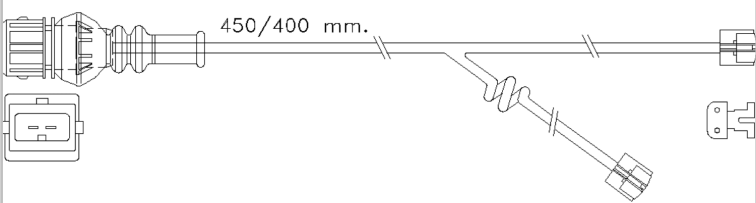
LISTA DE APLICACIONES - BUYERS GUIDE

610355RB




8 424073 186522

Weight: 70



450/400 mm.

610355RB



450 mm.

WVA
29119
29126
29131
29141
29142

Sin Filas



Trac.	CC	Kw	CV		
					Front / Rear

MAN

SÜ 10.75-

								Bus	
SÜ 283 (D 0836 LOH 02)		Diesel		6871	206	280	09.03-	*	*
SÜ 283 (D 0836 LOH 51)		Diesel		6871	206	280	09.03-	*	*
SÜ 283 (D 0836 LOH 55)		Diesel		6871	206	280	09.03-	*	*
SÜ 313 (D 2866 LUH 24)		Diesel		11967	228	310	09.03-	*	*
SÜ 263 (D 2866 LUH 25)		Diesel		11967	265	360	09.03-	*	*

RENAULT TRUCKS

04.96-05.00

								Cabeza tractora	
E.TECH 400.18T (MACK E.TECH A/46)		Diesel		11929	295	401	05.00-	*	*
E.TECH 440.18T (MACK E.TECH B/46)		Diesel		11929	324	441	05.00-	*	*
E.TECH 440.26T (MACK E.TECH B/46)		Diesel		11929	324	441	05.00-	*	*
E.TECH 440.26T (MACK E.TECH B/46)		Diesel		11929	324	441	05.00-	*	*
E.TECH 480.18T (MACK E.TECH C/46)		Diesel		11929	347	472	05.00-	*	*
E.TECH 480.26T (MACK E.TECH C/46)		Diesel		11929	347	472	05.00-	*	*
AE 560.18T (MACK-EE9-560)		Diesel		16361	412	560	04.96-	*	
AE 560.19T (MACK-EE9-560)		Diesel		16361	412	560	04.96-	*	
AE 560.26T (MACK-EE9-560)		Diesel		16361	412	560	01.97-	*	
AE 560.26T (MACK-EE9-560)		Diesel		16361	412	560	01.98-	*	

04.96-05.00

								Caja/Chasis	
E.TECH 400.18 (MACK E.TECH A/46)		Diesel		11929	295	401	05.00-	*	*
E.TECH 400.24 (MACK E.TECH A/46)		Diesel		11929	295	401	05.00-	*	*
E.TECH 400.26 (MACK E.TECH A/46)		Diesel		11929	295	401	05.00-	*	*
E.TECH 440.18 (MACK E.TECH B/46)		Diesel		11929	324	441	05.00-	*	*

LISTA DE APLICACIONES - BUYERS GUIDE

E.TECH 440.24 (MACK E.TECH B/46)		Diesel		11929	324	441	05.00-	*	*
E.TECH 440.26 (MACK E.TECH B/46)		Diesel		11929	324	441	05.00-	*	*
E.TECH 480.18 (MACK E.TECH C/46)		Diesel		11929	347	472	05.00-	*	*
E.TECH 480.24 (MACK E.TECH C/46)		Diesel		11929	347	472	05.00-	*	*
E.TECH 480.26 (MACK E.TECH C/46)		Diesel		11929	347	472	05.00-	*	*
Iliade 01.97-					Bus				
TE, RTC		Diesel			222	302	01.97-	*	*
RT, RTX, GTC		Diesel			250	340	01.97-	*	*
GTX		Diesel			280	381	01.97-	*	*
Magnum 01.90-04.99					Cabeza tractora				
AE 390.18T (MIDR 06.24.65 A/42)		Diesel		11929	287	390	09.96-	*	
AE 390.19T (MIDR 06.24.65 A/42)		Diesel		11929	287	390	09.96-	*	
AE 430.18T (MIDR 06.24.65 B/42)		Diesel		11929	316	430	09.96-	*	
AE 430.19T (MIDR 06.24.65 B/42)		Diesel		11929	316	430	09.96-	*	
AE 430.26T (MIDR 06.24.65 B/42)		Diesel		11929	316	430	01.98-	*	
AE 430.26T (MIDR 06.24.65 B/42)		Diesel		11929	316	430	01.97-	*	
AE 470.18T (MIDR 06.24.65 C/42)		Diesel		11929	346	471	11.96-	*	
AE 470.19T (MIDR 06.24.65 C/42)		Diesel		11929	346	471	11.96-	*	
AE 470.26T (MIDR 06.24.65 C/42)		Diesel		11929	346	471	01.98-	*	
Magnum 01.90-04.99					Caja/Chasis				
AE 390.18 (MIDR 06.24.65 A/42)		Diesel		11929	287	390	09.96-	*	
AE 390.19 (MIDR 06.24.65 A/42)		Diesel		11929	287	390	09.96-	*	
AE 390.26 (MIDR 06.24.65 A/42)		Diesel		11929	287	390	09.96-	*	
AE 430.18 (MIDR 06.24.65 B/42)		Diesel		11929	316	430	09.96-	*	
AE 430.19 (MIDR 06.24.65 B/42)		Diesel		11929	316	430	09.96-	*	
AE 430.26 (MIDR 06.24.65 B/42)		Diesel		11929	316	430	09.96-	*	
AE 470.18 (MIDR 06.24.65 C/42)		Diesel		11929	346	471	11.96-	*	
AE 470.19 (MIDR 06.24.65 C/42)		Diesel		11929	346	471	11.96-	*	
AE 470.26 (MIDR 06.24.65 C/42)		Diesel		11929	346	471	01.97-	*	
AE 480		Diesel		11995	347	472	01.90-	*	*
AE 520.26 (MACK-EE9-530)		Diesel		16361	390	530	10.92-	*	
AE 560.18 (MACK-EE9-560)		Diesel		16361	412	560	04.96-	*	
AE 560.19 (MACK-EE9-560)		Diesel		16361	412	560	04.96-	*	
AE 560.26 (MACK-EE9-560)		Diesel		16361	412	560	04.96-	*	
Midlum 01.00-					Cabeza tractora				
250.16/CT (MIDR 06.02.26 Y/41)		Diesel		6177	184	250	01.00-	*	*
270.16/C (DCI 6A)		Diesel		6177	195	265	10.01-	*	*
Midlum 01.00-					Caja/Chasis				
210.12/C, 220.12/C (DCI 6W)		Diesel		6177	154	209	01.00-	*	*
210.12/C, 220.12/C (MIDR 06.02.26 W/4)		Diesel		6177	154	209	01.00-	*	*
210.13/C, 220.13/C, 220.13/D (DCI 6W)		Diesel		6177	154	209	01.00-	*	*
210.13/C, 220.13/C, 220.13/D (MIDR 06.02.26 W/4)		Diesel		6177	154	209	01.00-	*	*
210.14/C, 220.14/C, 220.14/D (DCI 6W)		Diesel		6177	154	209	01.00-	*	*
210.14/C, 220.14/C, 220.14/D (MIDR 06.02.26 W/4)		Diesel		6177	154	209	01.00-	*	*
210.15/C (MIDR 06.02.26 W/4)		Diesel		6177	154	209	01.00-	*	*
210.16/C, 220.16/C, 22.16/D (DCI 6W)		Diesel		6177	154	209	01.00-	*	*
210.16/C, 220.16/C, 22.16/D (MIDR 06.02.26 W/4)		Diesel		6177	154	209	01.00-	*	*
220.12 (DCI 6W)		Diesel		6177	158	215	10.01-	*	*
220.14 (DCI 6W)		Diesel		6177	158	215	10.01-	*	*
220.16 (DCI 6W)		Diesel		6177	158	215	10.01-	*	*

LISTA DE APLICACIONES - BUYERS GUIDE

220.18/D (DCI 6W)		Diesel		6177	158	215	10.01-	*	*
250.12/C (MIDR 06.02.26 Y/41)		Diesel		6177	184	250	01.00-	*	*
250.13/C (MIDR 06.02.26 Y/41)		Diesel		6177	184	250	01.00-	*	*
250.14/C (MIDR 06.02.26 Y/41)		Diesel		6177	184	250	01.00-	*	*
250.15/C (MIDR 06.02.26 Y/41)		Diesel		6177	184	250	01.00-	*	*
250.16/C (MIDR 06.02.26 Y/41)		Diesel		6177	184	250	01.00-	*	*
270.12/C (DCI 6A)		Diesel		6177	195	265	10.01-	*	*
270.13/C, 270.13/D (DCI 6A)		Diesel		6177	195	265	10.01-	*	*
270.14/C, 270.14/D (DCI 6A)		Diesel		6177	195	265	10.01-	*	*
270.16/C, 270.16/D (DCI 6A)		Diesel		6177	195	265	10.01-	*	*
270.18/D (DCI 6A)		Diesel		6177	195	265	10.01-	*	*
Midlum 01.00-					Camión volquete				
210.12/C (MIDR 06.02.26 W/4)		Diesel		6177	154	209	01.00-	*	*
210.13/C (MIDR 06.02.26 W/4)		Diesel		6177	154	209	01.00-	*	*
210.15/C (MIDR 06.02.26 W/4)		Diesel		6177	154	209	01.00-	*	*
250.12/C (MIDR 06.02.26 Y/41)		Diesel		6177	184	250	01.00-	*	*
250.13/C (MIDR 06.02.26 Y/41)		Diesel		6177	184	250	01.00-	*	*
250.15/C (MIDR 06.02.26 Y/41)		Diesel		6177	184	250	01.00-	*	*
Midlum 01.00-					Veh. Municipal				
220.15 (DCI 6W)		Diesel		6177	158	215	10.01-	*	*
Premium 04.96-					Cabeza tractora				
Distribution 300.18D/T (MIDR 06.20.45 D/41)		Diesel		9839	219	298	04.96-	*	
Route 300.18T (MIDR 06.20.45 D/41)		Diesel		9839	219	298	09.96-	*	*
Distribution 340.18D/T (MIDR 06.20.45 E/41)		Diesel		9839	249	339	04.96-	*	
Route 340.18T (MIDR 06.20.45 E/41)		Diesel		9839	249	339	04.96-	*	*
Distribution 320.18 (DCI 11G)		Diesel		11123	230	313	08.00-	*	*
Route 320.18 (DCI 11G)		Diesel		11123	230	313	08.00-	*	*
Distribution 370.18 (DCI 11E)		Diesel		11123	266	362	08.00-	*	*
Route 370.18 (DCI 11E)		Diesel		11123	266	362	08.00-	*	*
Route 385.18T,400.18T (MIDR 06.23.56 A/41)		Diesel		11123	280	381	04.96-	*	*
Route 385.18T,400.18T (MIDR 06.23.56 B/41)		Diesel		11123	280	381	04.96-	*	*
Route 385.24T,400.24T (MIDR 06.23.56 A/41)		Diesel		11123	280	381	09.96-	*	*
Route 385.24T,400.24T (MIDR 06.23.56 B/41)		Diesel		11123	280	381	09.96-	*	*
Distribution 420.18 (DCI 11C)		Diesel		11123	303	412	08.00-	*	*
Route 420.24 (DCI 11C)		Diesel		11123	303	412	08.00-	*	*
Route 420.25 (DCI 11C)		Diesel		11123	303	412	08.00-	*	*
Premium 04.96-					Caja/Chasis				
Distribution 210.18D, 220.18 (DCI 6W)		Diesel		6177	154	209	04.96-	*	
Distribution 210.18D, 220.18 (MIDR 06.02.26 W/4)		Diesel		6177	154	209	04.96-	*	
Distribution 250.18D (MIDR 06.02.26 Y/41)		Diesel		6177	184	250	04.96-	*	
Distribution 270.18 (DCI 6A)		Diesel		6177	195	265	08.00-	*	*
Distribution 300.18D (MIDR 06.20.45 D/41)		Diesel		9839	219	298	04.96-	*	
Distribution 300.26D (MIDR 06.20.45 D/41)		Diesel		9839	219	298	04.96-	*	
Route 300.18 (MIDR 06.20.45 D/41)		Diesel		9839	219	298	09.96-	*	*
Distribution 340.18D (MIDR 06.20.45 E/41)		Diesel		9839	249	339	04.96-	*	
Distribution 340.26D (MIDR 06.20.45 E/41)		Diesel		9839	249	339	04.96-	*	
Route 340.18 (MIDR 06.20.45 E/41)		Diesel		9839	249	339	04.96-	*	*
Route 340.26 (MIDR 06.20.45 E/41)		Diesel		9839	249	339	04.96-	*	*
Distribution 320.18 D (DCI 11G)		Diesel		11123	230	313	08.00-	*	*
Distribution 320.24D (DCI 11G)		Diesel		11123	230	313	08.00-	*	*

LISTA DE APLICACIONES - BUYERS GUIDE

Distribution 320.26D (DCI 11G)	Diesel		11123	230	313	08.00-	*	*
Route 320.18 (DCI 11G)	Diesel		11123	230	313	08.00-	*	*
Distribution 370.18D (DCI 11E)	Diesel		11123	266	362	08.00-	*	*
Distribution 370.24D (DCI 11E)	Diesel		11123	266	362	08.00-	*	*
Distribution 370.26D (DCI 11E)	Diesel		11123	266	362	08.00-	*	*
Route 370.18 (DCI 11E)	Diesel		11123	266	362	08.00-	*	*
Route 370.24 (DCI 11E)	Diesel		11123	266	362	08.00-	*	*
Route 370.26 (DCI 11E)	Diesel		11123	266	362	08.00-	*	*
Route 385.18,400.18 (MIDR 06.23.56 A/41)	Diesel		11123	280	381	04.96-	*	*
Route 385.18,400.18 (MIDR 06.23.56 B/41)	Diesel		11123	280	381	04.96-	*	*
Route 385.24,400.24 (MIDR 06.23.56 A/41)	Diesel		11123	280	381	04.96-	*	*
Route 385.24,400.24 (MIDR 06.23.56 B/41)	Diesel		11123	280	381	04.96-	*	*
Route 385.26 (MIDR 06.23.56 A/41)	Diesel		11123	280	381	04.96-	*	*
Route 385.26,400.26 (MIDR 06.23.56 A/41)	Diesel		11123	280	381	04.96-	*	*
Route 385.26,400.26 (MIDR 06.23.56 B/41)	Diesel		11123	280	381	04.96-	*	*
Distribution 420.18D (DCI 11C)	Diesel		11123	303	412	08.00-	*	*
Route 420.18 (DCI 11C)	Diesel		11123	303	412	08.00-	*	*
Route 420.24 (DCI 11C)	Diesel		11123	303	412	08.00-	*	*
Route 420.26 (DCI 11C)	Diesel		11123	303	412	08.00-	*	*