


# LISTA DE APLICACIONES - BUYERS GUIDE

## 610323RB

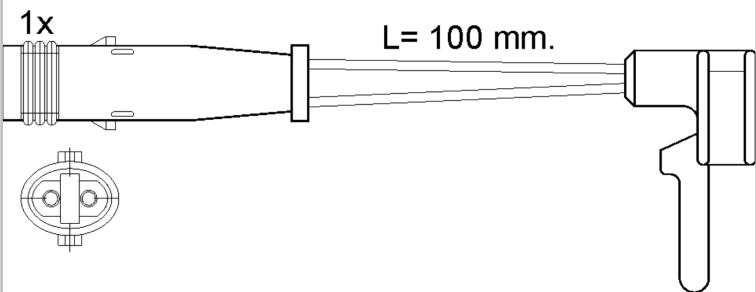


8 424073 186478

Weight: 29


O.E.M.	MAKE
169 540 16 17	MERCEDES-BENZ
211 540 17 17	MERCEDES-BENZ
220 540 06 17	MERCEDES-BENZ
220 540 07 17	MERCEDES-BENZ

1x



L= 100 mm.

## 610323RB



100 mm.

WVA
21287
23144
23271
23285
23334

Sin Filas



Trac.	CC	Kw	CV		
					
				Front / Rear	

AIXAM									
<b>ROADLINE 09.09-07.12</b>						<b>[CAMBIADO]:Fastback (Microcar-A Segment)</b>			
0.4		Diesel	FWD	400	4	5	09.09-07.12	*	*
FORD									
<b>TRANSIT VI V363 (FAD, FBD) 08.13-</b>						<b>Bus (Minibus-M2-Segment)</b>			
2.2 TDCi RWD (UHR5)		Diesel	RWD	2198	99	135	08.13-	*	*
INFINITI									
<b>Q30 (H15E) 11.15-</b>						<b>[CAMBIADO]:Fastback (Luxury car-F Segment)</b>			
1.6		Gasolina	FWD	1595	90	122	11.15-	*	
1.6		Gasolina	FWD	1595	110	150	12.15-	*	
1.6		Gasolina	FWD	1595	115	156	11.15-	*	
2.0 T		Gasolina	FWD	1991	155	211	11.15-	*	
2.0 T AWD		Gasolina	4WD	1991	155	211	11.15-	*	
1.5 D		Diesel	FWD	1461	80	109	11.15-	*	
2.2 D		Diesel	FWD	2143	125	170	11.15-	*	
2.2 D AWD		Diesel	4WD	2143	125	170	11.15-	*	
<b>QX30 (H15E) 04.16-</b>						<b>SUV (Luxury Crossover SUV-J Segment)</b>			
2.0 AWD		Gasolina	4WD	1991	155	211	09.16-	*	
2.2 D AWD		Diesel	4WD	2143	125	170	04.16-	*	
MAYBACH									
<b>57 (W240) 09.02-12.12</b>						<b>Sedán (Luxury car-F Segment)</b>			
5.5 (240.078) (M 285.950)		Gasolina	RWD	5513	405	551	09.02-12.12	*	*
S 6.0 (240.079, 240.077) (M 285.980)		Gasolina	RWD	5980	450	612	09.05-12.12	*	*

# LISTA DE APLICACIONES - BUYERS GUIDE

6.0 (240.079) (M 285.980)	Gasolina	RWD	5980	463	630	01.11-12.12	*	*
6.0 (M 285.980)	Gasolina	RWD	5980	471	641	06.09-12.12	*	*
<b>62 (V240) 09.02-12.12</b>				<b>Sedán (Luxury car-F Segment)</b>				
5.5 (240.178) (M 285.950)	Gasolina	RWD	5513	405	551	09.02-12.12	*	*
S 6.0 (240.179) (M 285.980)	Gasolina	RWD	5980	450	612	09.05-12.12	*	*
6.0 S (240.177) (M 285.980)	Gasolina	RWD	5980	463	630	01.11-12.12	*	*
<b>MERCEDES-BENZ</b>								
<b>(W461) 09.89-</b>				<b>Caja/Chasis ()</b>				
G 280 CDi 4-matic (461.346, 461.370)	Diesel	4WD	2987	135	184	05.07-12.12	*	
<b>A-Class II (W169) 04.04-06.12</b>				<b>[CAMBIADO]:Fastback (Compact car-C Segment)</b>				
A 150 (169.031, 169.331) (M 266.920)	Gasolina	FWD	1498	70	95	09.04-06.12	*	
A 160 (169.031, 169.331) (M 266.920)	Gasolina	FWD	1498	70	95	04.09-06.12	*	
A 170 (169.032, 169.332) (M 266.940)	Gasolina	FWD	1699	85	116	09.04-06.12	*	
A 180 (169.032, 169.332) (M 266.940)	Gasolina	FWD	1699	85	116	04.09-06.12	*	
A 200 (169.033, 169.333) (M 266.960)	Gasolina	FWD	2034	100	136	09.04-06.12	*	
A 200 TURBO (169.034, 169.334) (M 266.980)	Gasolina	FWD	2034	142	193	09.05-06.12	*	
E-CELL (169.090) (EM 780.992)	Eléctrico	FWD		50	68	12.10-06.12	*	
A 160 CDI (169.006, 169.306) (OM 640.942)	Diesel	FWD	1991	60	82	09.04-06.12	*	
A 180 CDI (169.007, 169.307) (OM 640.940)	Diesel	FWD	1991	80	109	09.04-06.12	*	
A 200 CDI (169.308, 169.008) (OM 640.941)	Diesel	FWD	1991	100	136	09.04-06.12	*	
A 200 CDI (169.008, 169.308) (OM 640.941)	Diesel	FWD	1991	103	140	09.04-06.12	*	
<b>A-Class III (W176) 06.12-</b>				<b>[CAMBIADO]:Fastback (Compact car-C Segment)</b>				
A 160 (176.041) (M 270.910)	Gasolina	FWD	1595	75	102	07.15-05.18	*	*
A 180 (176.042) (M 270.910)	Gasolina	FWD	1595	90	122	09.12-05.18	*	*
A 200 (176.043) (M 270.910)	Gasolina	FWD	1595	115	156	06.12-05.18	*	*
A 220 4-matic (176.047) (M 270.920)	Gasolina	4WD	1991	135	184	05.14-05.18	*	*
A 250 (176.044) (M 270.920)	Gasolina	FWD	1991	155	211	06.12-05.18	*	*
A 250 4-matic (176.046) (M 270.920)	Gasolina	4WD	1991	155	211	06.13-05.18		*
A 250 (176.050) (M 270.920)	Gasolina	FWD	1991	160	218	07.15-05.18	*	
A 250 4-matic (176.051) (M 270.920)	Gasolina	4WD	1991	160	218	07.15-05.18	*	
A 45 AMG 4-matic (176.052) (M 133.980)	Gasolina	4WD	1991	265	360	06.13-05.18	*	
AMG A 45 4-matic (176.052) (M 133.980)	Gasolina	4WD	1991	280	381	07.15-05.18	*	
A 160 CDI / d (176.011) (OM 607.951)	Diesel	FWD	1461	66	90	06.13-05.18	*	
A 180 CDI / d (176.012) (OM 607.951)	Diesel	FWD	1461	80	109	06.12-05.18	*	*
A 180 CDI (176.000) (OM 651.901)	Diesel	FWD	1796	80	109	06.12-10.14	*	*
A 200 CDI (176.001) (OM 651.901)	Diesel	FWD	1796	100	136	06.12-10.14	*	*
A 180 CDI (176.007)	Diesel	FWD	2143	80	109	06.13-10.14	*	*
A 200 CDI / d (176.008) (OM 651.930)	Diesel	FWD	2143	100	136	02.14-05.18	*	*
A 200 CDI / d 4-matic (176.002) (OM 651.930)	Diesel	4WD	2143	100	136	02.14-05.18	*	*
A 220 CDI (176.003) (OM 651.930)	Diesel	FWD	2143	120	163	01.14-05.18	*	*
A 220 CDI (176.003) (OM 651.930)	Diesel	FWD	2143	125	170	09.12-05.18	*	*
A 220 CDI 4-matic (176.005) (OM 651.930)	Diesel	4WD	2143	125	170	02.14-05.18	*	*
A 220 d (176.003) (OM 651.930)	Diesel	FWD	2143	130	177	07.15-05.18	*	*
A 220 d 4-matic (176.005) (OM 651.930)	Diesel	4WD	2143	130	177	07.15-05.18	*	*
<b>A-Class IV (W177) 03.18-</b>				<b>[CAMBIADO]:Fastback (Compact car-C Segment)</b>				
A 160 (177.082) (M 282.914)	Gasolina	FWD	1332	80	109	06.18-	*	
A 180 (177.084) (M 282.914)	Gasolina	FWD	1332	100	136	06.18-	*	
A 200 (177.087) (M 282.914)	Gasolina	FWD	1332	110	150	06.18-	*	
A 200 (177.087) (M 282.914)	Gasolina	FWD	1332	120	163	03.18-	*	

# LISTA DE APLICACIONES - BUYERS GUIDE

A 200 4-matic (177.088) (M 282.914)		Gasolina	4WD	1332	120	163	10.20-	*
A 220 (177.044) (M 260.920)		Gasolina	FWD	1991	140	190	07.18-	*
A 220 4-matic (177.045) (M 260.920)		Gasolina	4WD	1991	140	190	07.18-10.19	*
A 250 (177.046) (M 260.920)		Gasolina	FWD	1991	165	224	03.18-	*
A 250 4-matic (177.047) (M 260.920)		Gasolina	4WD	1991	165	224	07.18-	*
AMG A 35 4-matic (177.051) (M 260.920)		Gasolina	4WD	1991	225	306	09.18-	*
AMG A 45 4-matic+ (177.053) (M 139.980)		Gasolina	4WD	1991	285	387	07.19-	*
AMG A 45 S 4-matic+ (177.054) (M 139.980)		Gasolina	4WD	1991	310	421	07.19-	*
A 180 Mild-Hybrid (177.184)		Gasol./el éc.	FWD	1332	100	136	10.22-	*
A 200 Mild-Hybrid (177.187)		Gasol./el éc.	FWD	1332	120	163	10.22-	*
A 250 e (177.085)		Gasol./el éc.	FWD	1332	160	218	10.22-	*
A 250 e (177.086) (M 282.914)		Gasol./el éc.	FWD	1332	160	218	08.19-	*
A 220 Mild-Hybrid 4-matic (177.145)		Gasol./el éc.	4WD	1991	140	190	10.22-	*
A 250 Mild-Hybrid 4-matic (177.147)		Gasol./el éc.	4WD	1991	165	224	10.22-	*
AMG A 35 Mild Hybrid 4-matic (177.051)		Gasol./el éc.	4WD	1991	225	306	10.22-	*
A 160 d (177.002) (OM 608.915)		Diesel	FWD	1461	70	95	05.19-	*
A 180 d (177.003) (OM 608.915)		Diesel	FWD	1461	85	116	03.18-	*
A 180 d (177.010) (OM 654.820)		Diesel	FWD	1950	85	116	10.20-	*
A 180 d (177.010) (OM 654.920)		Diesel	FWD	1950	85	116	10.20-	*
A 200 d (177.012) (OM 654.920)		Diesel	FWD	1950	110	150	11.18-	*
A 200 d 4-matic (177.013) (OM 654.920)		Diesel	4WD	1950	110	150	10.19-	*
A 220 d (177.014) (OM 654.920)		Diesel	FWD	1950	140	190	11.18-	*
A 220 d 4-matic (177.015) (OM 654.920)		Diesel	4WD	1950	140	190	10.19-	*
<b>A-Class IV (V177) 09.18-</b>					<b>Sedán (Compact car-C Segment)</b>			
A 180 (177.184) (M 282.914)		Gasolina	FWD	1332	100	136	04.19-	*
A 200 (177.187) (M 282.914)		Gasolina	FWD	1332	110	150	09.18-	*
A 200 (177.187) (M 282.914)		Gasolina	FWD	1332	120	163	09.18-	*
A 200 4-matic (177.188) (M 282.914)		Gasolina	4WD	1332	120	163	10.20-	*
A 220 (177.144) (M 260.920)		Gasolina	FWD	1991	140	190	01.19-	*
A 220 4-matic (177.145) (M 260.920)		Gasolina	4WD	1991	140	190	09.18-	*
A 250 (177.146) (M 260.920)		Gasolina	FWD	1991	165	224	09.18-	*
A 250 4-matic (177.147) (M 260.920)		Gasolina	4WD	1991	165	224	09.18-	*
AMG A 35 4-matic (177.151) (M 260.920)		Gasolina	4WD	1991	225	306	03.19-	*
A 180 Mild-Hybrid (177.184)		Gasol./el éc.	FWD	1332	100	136	10.22-	*
A 200 Mild-Hybrid (177.187)		Gasol./el éc.	FWD	1332	120	163	10.22-	*
A 250 e (177.185)		Gasol./el éc.	FWD	1332	160	218	10.22-	*
A 250 e (177.186) (M 282.914)		Gasol./el éc.	FWD	1332	160	218	08.19-	*
A 220 Mild-Hybrid 4-matic (177.145)		Gasol./el éc.	4WD	1991	140	190	10.22-	*
A 250 Mild-Hybrid 4-matic (177.147)		Gasol./el éc.	4WD	1991	165	224	10.22-	*
AMG A 35 Mild-Hybrid 4-matic (177.151)		Gasol./el éc.	4WD	1991	225	306	10.22-	*
A 160 d (177.102) (OM 608.915)		Diesel	FWD	1461	70	95	10.19-	*
A 180 d (177.103) (OM 608.915)		Diesel	FWD	1461	85	116	09.18-	*
A 180 d (177.110) (OM 654.820)		Diesel	FWD	1950	85	116	10.20-	*
A 180 d (177.110) (OM 654.920)		Diesel	FWD	1950	85	116	10.20-	*
A 200 d (177.112) (OM 654.920)		Diesel	FWD	1950	110	150	08.19-	*

# LISTA DE APLICACIONES - BUYERS GUIDE

A 200 d 4-matic (177.113) (OM 654.920)	Diesel	4WD	1950	110	150	10.19-	*
A 220 d (177.114) (OM 654.920)	Diesel	FWD	1950	140	190	08.19-	*
A 220 d 4-matic (177.115) (OM 654.920)	Diesel	4WD	1950	140	190	10.19-	*
<b>AMG GT (R190) 11.16-</b>				<b>Cabrío (Sports car-S Segment)</b>			
GT (190.477) (M 178.980)	Gasolina	RWD	3982	350	476	11.16-05.20	*
GT S (190.478) (M 178.980)	Gasolina	RWD	3982	384	522	05.18-05.20	*
GT (190.482) (M 178.980)	Gasolina	RWD	3982	390	530	07.20-12.21	*
GT C (190.480) (M 178.980)	Gasolina	RWD	3982	410	557	11.16-12.21	*
GT R (190.479) (M 178.980)	Gasolina	RWD	3982	430	585	04.19-12.20	*
<b>AMG GT (C190) 10.14-</b>				<b>Coupé (Sports car-S Segment)</b>			
GT (190.377) (M 178.980)	Gasolina	RWD	3982	340	462	08.15-12.21	*
GT (190.377) (M 178.980)	Gasolina	RWD	3982	350	476	01.17-12.21	*
GT S (190.378) (M 178.980)	Gasolina	RWD	3982	375	510	10.14-05.20	*
GT S (190.378) (M 178.980)	Gasolina	RWD	3982	384	522	01.17-05.20	*
GT (190.382) (M 176.980)	Gasolina	RWD	3982	390	530	07.20-12.21	*
GT C (190.380) (M 178.980)	Gasolina	RWD	3982	410	557	03.17-12.21	*
63 4-matic+ (290.688) (M 177.980)	Gasolina	4WD	3982	430	585	07.18-	*
GT R (190.379) (M 178.980)	Gasolina	RWD	3982	430	585	11.16-12.21	*
63 S 4-matic+ (290.689) (M 177.980)	Gasolina	4WD	3982	470	639	07.18-06.21	*
GT Black Series (190.381)	Gasolina	RWD	3982	537	730	10.20-12.21	*
43 EQ Boost (290.658) (M 256.930)	Gasol./el éc.	RWD	2999	270	367	10.18-	*
43 EQ Boost 4-matic+ (290.659) (M 256.930)	Gasol./el éc.	4WD	2999	270	367	09.18-	*
53 EQ Boost 4-matic+ (290.661) (M 256.930)	Gasol./el éc.	4WD	2999	320	435	09.18-	*
<b>AMG GT II (C192) 10.23-</b>				<b>Coupé (Sports car-S Segment)</b>			
63 4-matic+ (192.378)	Gasolina	4WD	3982	430	585	10.23-	*
<b>B-Class II Sports Tourer (W246, W242) 10.11-</b>				<b>[CAMBIADO]:Fastback (Compact MPV-M1 Segment)</b>			
B 160 (246.241) (M 270.910)	Gasolina	FWD	1595	75	102	07.15-12.18	*
B 180 (246.242) (M 270.910)	Gasolina	FWD	1595	90	122	11.11-12.18	* *
B 200 (246.243) (M 270.910)	Gasolina	FWD	1595	115	156	11.11-12.18	* *
B 220 4-matic (246.247) (M 270.920)	Gasolina	4WD	1991	135	184	05.13-12.18	* *
B 250 (246.244) (M 270.920)	Gasolina	FWD	1991	155	211	05.12-12.18	* *
B 250 4-matic (246.246) (M 270.920)	Gasolina	4WD	1991	155	211	08.14-12.18	*
B 200 Natural Gas Drive / B 200 c (242.848) (M 270.920)	Gasol./Gas (CNG)	FWD	1991	115	156	11.12-12.17	* *
Electric Drive / B 250 e (242.890) (EM 780.990)	Eléctrico	FWD		65	88	11.14-10.17	*
Electric Drive / B 250 e (242.890) (EM 780.990)	Eléctrico	FWD		132	180	11.14-10.17	*
B 160 CDI / d (246.211) (OM 607.951)	Diesel	FWD	1461	66	90	05.13-12.18	* *
B 180 CDI / d (246.212) (OM 607.951)	Diesel	FWD	1461	80	109	02.13-12.18	* *
B 180 CDI (246.200) (OM 651.901)	Diesel	FWD	1796	80	109	11.11-08.14	* *
B 200 CDI (246.201) (OM 651.901)	Diesel	FWD	1796	100	136	11.11-08.14	* *
B 180 CDI (246.207) (OM 651.930)	Diesel	FWD	2143	80	109	06.13-08.14	*
B 200 CDI / d (246.208) (OM 651.930)	Diesel	FWD	2143	100	136	08.14-12.18	*
B 200 CDI / d 4-matic (246.202) (OM 651.930)	Diesel	4WD	2143	100	136	08.14-12.18	*
B 220 CDI / d (246.203) (OM 651.930)	Diesel	FWD	2143	120	163	06.13-12.18	*
B 220 CDI / d (246.203) (OM 651.930)	Diesel	FWD	2143	125	170	11.11-12.18	* *
B 220 d 4-matic (246.205) (OM 651.930)	Diesel	4WD	2143	125	170	06.18-12.18	*
B 220 CDI / d (246.203) (OM 651.930)	Diesel	FWD	2143	130	177	08.14-12.18	*
B 220 CDI / d 4-matic (246.205) (OM 651.930)	Diesel	4WD	2143	130	177	08.14-12.18	*

# LISTA DE APLICACIONES - BUYERS GUIDE

B-Class III Sports Tourer (W247) 12.18-					[CAMBIADO]:Fastback (Compact MPV-M1 Segment)			
B 160 (247.082) (M 282.914)		Gasolina	FWD	1332	80	109	04.19-	*
B 180 (247.084) (M 282.914)		Gasolina	FWD	1332	100	136	12.18-	*
B 200 (247.087) (M 282.914)		Gasolina	FWD	1332	110	150	01.19-	*
B 200 (247.087) (M 282.914)		Gasolina	FWD	1332	120	163	12.18-	*
B 200 4-matic (247.088) (M 282.914)		Gasolina	4WD	1332	120	163	10.20-	*
B 220 (247.044) (M 260.920)		Gasolina	FWD	1991	140	190	04.19-	*
B 220 4-matic (247.045) (M 260.920)		Gasolina	4WD	1991	140	190	01.19-	*
B 250 (247.046) (M 260.920)		Gasolina	FWD	1991	165	224	01.19-	*
B 250 4-matic (247.047) (M 260.920)		Gasolina	4WD	1991	165	224	01.19-	*
B 180 Mild Hybrid (247.084)		Gasol./el éc.	FWD	1332	100	136	11.22-	*
B 200 Mild Hybrid (247.087)		Gasol./el éc.	FWD	1332	120	163	11.22-	*
B 250 e (247.085)		Gasol./el éc.	FWD	1332	160	218	11.22-	*
B 250 e (247.086) (M 282.914)		Gasol./el éc.	FWD	1332	160	218	06.20-	*
B 220 Mild-Hybrid 4-matic (247.045)		Gasol./el éc.	4WD	1991	140	190	10.22-	*
B 250 Mid Hybrid 4-matic (247.047)		Gasol./el éc.	4WD	1991	165	224	10.22-	*
B 160 d (247.002) (OM 608.915)		Diesel	FWD	1461	70	95	05.19-	*
B 180 d (247.003) (OM 608.915)		Diesel	FWD	1461	85	116	12.18-	*
B 180 d (247.010) (OM 654.820)		Diesel	FWD	1950	85	116	10.20-	*
B 180 d (247.010) (OM 654.920)		Diesel	FWD	1950	85	116	10.20-	*
B 200 d (247.012) (OM 654.920)		Diesel	FWD	1950	110	150	12.18-	*
B 200 d 4-matic (247.013) (OM 654.920)		Diesel	4WD	1950	110	150	10.19-09.21	*
B 220 d (247.014) (OM 654.920)		Diesel	FWD	1950	140	190	12.18-	*
B 220 d 4-matic (247.015) (OM 654.920)		Diesel	4WD	1950	140	190	10.19-	*
B-Class Sports Tourer (W245) 03.05-11.11					[CAMBIADO]:Fastback (Compact MPV-M1 Segment)			
F-CELL (242.890)		Hidrógeno	FWD		100	136	01.10-11.11	*
B 150 (245.231) (M 266.920)		Gasolina	FWD	1498	70	95	03.05-11.11	*
B 160 (245.231) (M 266.920)		Gasolina	FWD	1498	70	95	04.09-11.11	*
B 170 (245.232) (M 266.940)		Gasolina	FWD	1699	85	116	03.05-11.11	*
B 180 (245.232) (M 266.940)		Gasolina	FWD	1699	85	116	04.09-11.11	*
B 200 (245.233) (M 266.960)		Gasolina	FWD	2034	100	136	03.05-11.11	*
B 200 TURBO (245.234) (M 266.980)		Gasolina	FWD	2034	142	193	03.05-11.11	*
B 170 NGT (245.233) (M 266.960)		Gasol./Gas (CNG)	FWD	2034	85	116	04.08-11.11	*
B 180 NGT (245.233) (M 266.960)		Gasol./Gas (CNG)	FWD	2034	85	116	04.08-11.11	*
B 180 CDI (245.207) (OM 640.940)		Diesel	FWD	1991	80	109	03.05-11.11	*
B 200 CDI (245.208) (OM 640.941)		Diesel	FWD	1991	100	136	03.05-11.11	*
B 200 CDI (245.208) (OM 640.941)		Diesel	FWD	1991	103	140	03.05-11.11	*
C-Class C (W206) 03.21-					Sedán (Compact executive car-D Segment)			
C 180 (206.041)		Gasol./el éc.	RWD	1496	125	170	03.21-	*
C 200 (206.042)		Gasol./el éc.	RWD	1496	150	204	03.21-	* *
C 200 4-matic (206.043)		Gasol./el éc.	4WD	1496	150	204	03.21-	* *
AMG C 43 4-matic+ (206.087)		Gasol./el éc.	4WD	1991	300	408	04.22-	* *

# LISTA DE APLICACIONES - BUYERS GUIDE

AMG C 63 S E Performance 4-matic+ (206.280)		Gasol./el éc.	4WD	1991	500	680	11.22-	*	*
C 200 4-matic (206.051)		Gasol./el éc.	4WD	1999	150	204	07.22-	*	*
C 300 (206.046)		Gasol./el éc.	RWD	1999	190	258	03.21-	*	*
C 300 4-matic (206.047)		Gasol./el éc.	4WD	1999	190	258	03.21-	*	*
C 300 e 4-matic (206.056)		Gasol./el éc.	4WD	1999	230	313	05.22-	*	*
C 400 e 4-matic (206.055)		Gasol./el éc.	4WD	1999	280	381	05.22-	*	*
C 200 d (206.003) (OM 654.820)		Diesel/el éc.	RWD	1992	120	163	07.21-	*	*
C 220 d (206.004)		Diesel/el éc.	RWD	1992	145	197	06.23-	*	*
C 220 d 4-matic (206.005)		Diesel/el éc.	4WD	1992	145	197	06.23-	*	*
C 220 d (206.016, 206.004)		Diesel/el éc.	RWD	1992	147	200	03.21-	*	*
C 220 d 4-matic (206.005) (OM 654.820)		Diesel/el éc.	4WD	1992	147	200	07.21-	*	*
C 300 d (206.006)		Diesel/el éc.	RWD	1992	195	265	03.21-	*	*
C 300 d 4-matic (206.007) (OM 654.820)		Diesel/el éc.	4WD	1992	195	265	07.21-		*
C 300 de (206.008)		Diesel/el éc.	RWD	1992	230	313	12.22-	*	*
C 300 de 4-matic (206.009)		Diesel/el éc.	4WD	1992	230	313	12.22-		*
<b>C-Class C T-Model (S206) 03.21-</b>					<b>[CAMBIADO]:Break (Compact executive car-D Segment)</b>				
C 180 (206.241) (M 254.915)		Gasol./el éc.	RWD	1496	125	170	03.21-	*	*
C 200 (206.242)		Gasol./el éc.	RWD	1496	150	204	03.21-	*	*
AMG C 43 4-matic+ (206.287)		Gasol./el éc.	4WD	1991	300	408	04.22-	*	*
AMG C 63 S E Performance 4-matic+ (206.280)		Gasol./el éc.	4WD	1991	500	680	11.22-	*	*
C 220 d (206.204)		Diesel/el éc.	RWD	1992	145	197	06.23-	*	*
C 220 d 4-matic (206.205)		Diesel/el éc.	4WD	1992	145	197	06.23-	*	*
C 220 d (206.204, 206.216)		Diesel/el éc.	RWD	1992	147	200	03.21-	*	*
C 220 d 4-matic (206.205) (OM 654.820)		Diesel/el éc.	4WD	1992	147	200	03.21-	*	*
C 300 d (206.206)		Diesel/el éc.	RWD	1992	195	265	03.21-	*	*
C 300 de (206.208)		Diesel/el éc.	RWD	1992	230	313	12.22-	*	*
C 300 de 4-matic (206.209)		Diesel/el éc.	4WD	1992	230	313	12.22-	*	*
<b>C-Class II (CL203) 03.01-06.11</b>					<b>Coupé (Compact executive car-D Segment)</b>				
C 160 Kompressor (203.730) (M 271.921)		Gasolina	RWD	1796	90	122	05.02-05.08	*	
C 180 Kompressor (203.746) (M 271.946)		Gasolina	RWD	1796	105	143	05.02-05.08	*	
C 180 (203.735) (M 111.951)		Gasolina	RWD	1998	95	129	03.01-05.02	*	
C 200 Kompressor (203.745) (M 111.955)		Gasolina	RWD	1998	120	163	03.01-05.02	*	
C 220 CDI (OM 611.962)		Diesel	RWD	2148	100	136	03.01-01.04	*	
C 220 CDI (203.706) (OM 611.962)		Diesel	RWD	2148	105	143	03.01-01.04	*	
<b>C-Class II (W203) 05.00-12.07</b>					<b>Sedán (Compact executive car-D Segment)</b>				
C 180 (203.035) (M 111.951)		Gasolina	RWD	1998	95	129	10.00-05.02	*	
C 200 Kompressor (203.045) (M 111.955)		Gasolina	RWD	1998	120	163	05.00-06.02	*	*
C55 AMG		Gasolina	RWD	5439	270	367	09.05-12.06	*	*

# LISTA DE APLICACIONES - BUYERS GUIDE

C 55 AMG (203.076) (M 113.988)		Gasolina	RWD	5439	270	367	02.04-02.07	*	*
C 200 CDI (203.004) (OM 611.962)		Diesel	RWD	2148	75	102	02.01-06.03	*	
C 200 CDI (203.004) (OM 611.962)		Diesel	RWD	2148	85	116	09.00-06.03	*	
C 220 CDI (203.006) (OM 611.962)		Diesel	RWD	2148	100	136	05.00-02.07	*	
C 220 CDI (203.006, 203.008) (OM 611.962)		Diesel	RWD	2148	105	143	05.00-02.07	*	
C 220 CDI (203.006, 203.008) (OM 646.963)		Diesel	RWD	2148	105	143	05.00-02.07	*	
C 270 CDI (203.016) (OM 612.962)		Diesel	RWD	2685	120	163	12.00-02.07	*	
<b>C-Class II T-Model (S203) 03.01-08.07</b>					<b>[CAMBIADO]:Break (Compact executive car-D Segment)</b>				
C 230 (203.252) (M 272.920)		Gasolina	RWD	2496	150	204	01.05-08.07	*	
C 55 AMG (203.276) (M 113.988)		Gasolina	RWD	5439	270	367	02.04-08.07	*	*
C 270 CDI (203.216) (OM 612.962)		Diesel	RWD	2685	120	163	03.01-08.07	*	
<b>C-Class III (C204) 01.11-</b>					<b>Coupé (Compact executive car-D Segment)</b>				
C 180 (204.331) (M 274.910)		Gasolina	RWD	1595	115	156	01.13-	*	*
C 180 (204.349) (M 271.820)		Gasolina	RWD	1796	115	156	06.11-	*	*
C 200 CGI (204.348) (M 271.860)		Gasolina	RWD	1796	135	184	06.11-	*	*
C 250 (204.347) (M 271.860)		Gasolina	RWD	1796	150	204	06.11-	*	*
C 350 (204.357) (M 276.957)		Gasolina	RWD	3498	225	306	06.11-	*	*
C 350 4-matic (204.388) (M 276.957)		Gasolina	4WD	3498	225	306	09.13-	*	*
C 63 AMG (204.377)		Gasolina	RWD	6208	336	457	09.12-	*	
C 220 CDI (204.302) (OM 651.911)		Diesel	RWD	2143	120	163	06.11-	*	*
C 220 CDI (204.302) (OM 651.911)		Diesel	RWD	2143	125	170	06.11-	*	*
C 250 CDI (204.303) (OM 651.911)		Diesel	RWD	2143	150	204	06.11-	*	*
<b>C-Class III (W204) 01.07-01.15</b>					<b>Sedán (Compact executive car-D Segment)</b>				
C 180 CGI (204.031) (M 274.910)		Gasolina	RWD	1595	115	156	01.08-01.14	*	*
C 180 Kompressor (204.046) (M 271.910)		Gasolina	RWD	1597	115	156	01.08-01.14	*	*
C 180 CGI (204.049) (M 271.820)		Gasolina	RWD	1796	115	156	01.07-01.14	*	*
C 180 Kompressor (204.046) (M 271.952)		Gasolina	RWD	1796	115	156	01.07-01.09	*	*
C 200 CGI (204.048) (M 271.820)		Gasolina	RWD	1796	135	184	01.07-01.14	*	*
C 200 CGI (204.048) (M 271.860)		Gasolina	RWD	1796	135	184	01.07-01.14	*	*
C 200 Kompressor (204.041) (M 271.950)		Gasolina	RWD	1796	135	184	01.07-01.14	*	*
C 200 (204.048) (M 271.820)		Gasolina	RWD	1796	137	186	05.11-01.14	*	*
C 250 CGI (204.047) (M 271.860)		Gasolina	RWD	1796	150	204	07.09-01.14	*	*
C 230 (204.052) (M 272.921)		Gasolina	RWD	2496	150	204	01.07-01.14	*	*
C 230 4-matic (204.085) (M 272.911)		Gasolina	4WD	2496	150	204	07.07-01.14	*	*
C 280 (204.054) (M 272.947)		Gasolina	RWD	2996	170	231	01.07-01.14	*	*
C 280 4-matic (204.081) (M 272.948)		Gasolina	4WD	2996	170	231	07.07-01.14	*	*
C 300 (204.054) (M 272.947)		Gasolina	RWD	2996	170	231	07.09-01.14	*	*
C 300 4-matic (204.081) (M 272.948)		Gasolina	4WD	2996	170	231	07.07-01.14	*	*
C 300 (204.055) (M 276.957)		Gasolina	RWD	3498	185	252	02.11-01.14	*	*
C 300 4-matic (204.080) (M 276.957)		Gasolina	4WD	3498	185	252	02.11-01.14	*	*
C 350 (204.056) (M 272.961)		Gasolina	RWD	3498	200	272	01.07-01.14	*	*
C 350 4-matic (204.087) (M 272.971)		Gasolina	4WD	3498	200	272	07.07-01.14	*	*
C 350 CGI (204.065) (M 272.982)		Gasolina	RWD	3498	215	292	09.08-01.14	*	*
C 350 (204.057) (M 276.957)		Gasolina	RWD	3498	225	306	01.11-01.14	*	*
C 350 4-matic (204.088) (M 276.957)		Gasolina	4WD	3498	225	306	01.11-01.14	*	*
C 63 AMG (204.077) (M 156.985)		Gasolina	RWD	6208	336	457	02.08-01.14	*	*
C 63 AMG (204.077) (M 156.985)		Gasolina	RWD	6208	358	487	02.08-01.14	*	*
C 180 CDI (204.000) (OM 651.913)		Diesel	RWD	2143	88	120	04.10-03.14	*	*
C 200 CDI (204.001) (OM 651.913)		Diesel	RWD	2143	100	136	11.09-03.14	*	*
C 220 CDI (204.002) (OM 651.911)		Diesel	RWD	2143	120	163	10.08-01.14	*	*

# LISTA DE APLICACIONES - BUYERS GUIDE

C 220 CDI (204.002) (OM 651.911)	Diesel	RWD	2143	125	170	12.08-01.14	*	*
C 220 CDI 4-matic (204.084) (OM 651.912)	Diesel	4WD	2143	125	170	02.13-01.14	*	*
C 250 CDI (204.003) (OM 651.911)	Diesel	RWD	2143	150	204	08.08-01.14	*	*
C 250 CDI 4-matic (204.082) (OM 651.912)	Diesel	4WD	2143	150	204	01.11-01.14	*	*
C 200 CDI (204.007, 204.006) (OM 646.811)	Diesel	RWD	2148	100	136	01.07-12.09	*	*
C 200 CDI (204.007, 204.006) (OM 646.812)	Diesel	RWD	2148	100	136	01.07-12.09	*	*
C 220 CDI (204.008) (OM 646.811)	Diesel	RWD	2148	120	163	01.07-11.08	*	*
C 220 CDI (204.008) (OM 646.811)	Diesel	RWD	2148	125	170	01.07-11.08	*	*
C 320 CDI (204.022) (OM 642.960)	Diesel	RWD	2987	165	224	01.07-01.14	*	*
C 320 CDI 4-matic (204.089) (OM 642.961)	Diesel	4WD	2987	165	224	07.07-01.14	*	*
C 350 CDI (204.022) (OM 642.960)	Diesel	RWD	2987	165	224	07.09-01.14	*	*
C 350 CDI 4-matic (204.092) (OM 642.961)	Diesel	4WD	2987	165	224	07.09-01.14	*	*
C 300 CDI 4-matic (204.092) (OM 642.832)	Diesel	4WD	2987	170	231	01.11-01.14	*	*
C 350 CDI (204.025) (OM 642.830)	Diesel	RWD	2987	170	231	10.09-01.14	*	*
C 350 CDI 4-matic (204.092) (OM 642.832)	Diesel	4WD	2987	170	231	10.09-01.14	*	*
C 350 CDI (204.023) (OM 642.834)	Diesel	RWD	2987	195	265	06.11-01.14	*	*
<b>C-Class III T-Model (S204) 08.07-08.14</b>					<b>[CAMBIADO]:Break (Compact executive car-D Segment)</b>			
C 180 (204.231) (M 274.910)	Gasolina	RWD	1595	115	156	02.12-08.14	*	*
C 180 Kompressor (204.246) (M 271.910)	Gasolina	RWD	1597	115	156	01.08-08.14	*	*
C 180 CGI (204.249) (M 271.820)	Gasolina	RWD	1796	115	156	11.09-08.14	*	*
C 180 Kompressor (204.246) (M 271.952)	Gasolina	RWD	1796	115	156	08.07-08.14	*	*
C 200 CGI (204.248) (M 271.820)	Gasolina	RWD	1796	135	184	08.07-08.14	*	*
C 200 CGI (204.248) (M 271.860)	Gasolina	RWD	1796	135	184	08.07-08.14	*	*
C 200 Kompressor (204.241) (M 271.950)	Gasolina	RWD	1796	135	184	08.07-08.14	*	*
C 250 CGI (204.247) (M 271.860)	Gasolina	RWD	1796	150	204	07.09-08.14	*	*
C 230 (204.252) (M 272.921)	Gasolina	RWD	2496	150	204	08.07-08.14	*	*
C 250 (204.252) (M 272.921)	Gasolina	RWD	2496	150	204	02.08-12.12	*	*
C 280 (204.254) (M 272.947)	Gasolina	RWD	2996	170	231	08.07-08.14	*	*
C 300 (204.254) (M 272.947)	Gasolina	RWD	2996	170	231	08.07-08.14	*	*
C 350 (204.256) (M 272.961)	Gasolina	RWD	3498	200	272	08.07-08.14	*	*
C 350 CGI (204.257) (M 276.957)	Gasolina	RWD	3498	225	306	06.11-08.14	*	*
C 63 AMG (204.277) (M 156.985)	Gasolina	RWD	6208	336	457	02.08-08.14	*	*
C 180 CDI (204.200) (OM 651.913)	Diesel	RWD	2143	88	120	04.10-08.14	*	*
C 200 CDI (204.201) (OM 651.913)	Diesel	RWD	2143	100	136	08.10-08.14	*	*
C 220 CDI (204.202) (OM 651.911)	Diesel	RWD	2143	120	163	12.08-08.14	*	*
C 220 CDI (204.202) (OM 651.911)	Diesel	RWD	2143	125	170	12.08-08.14	*	*
C 220 CDI 4-matic (204.284) (OM 651.912)	Diesel	4WD	2143	125	170	02.13-08.14	*	*
C 250 CDI (204.203) (OM 651.911)	Diesel	RWD	2143	150	204	01.09-08.14	*	*
C 250 CDI 4-matic (204.282) (OM 651.912)	Diesel	4WD	2143	150	204	04.10-08.14	*	*
C 200 CDI (204.207) (OM 646.811)	Diesel	RWD	2148	100	136	08.07-12.09	*	*
C 220 CDI (204.208) (OM 646.811)	Diesel	RWD	2148	120	163	08.07-11.08	*	*
C 220 CDI (204.208) (OM 646.811)	Diesel	RWD	2148	125	170	08.07-11.08	*	*
C 320 CDI (204.222) (OM 642.960)	Diesel	RWD	2987	165	224	08.07-08.14	*	*
C 320 CDI 4-matic (204.289) (OM 642.961)	Diesel	4WD	2987	165	224	08.07-12.11	*	*
C 350 CDI (204.225) (OM 642.830)	Diesel	RWD	2987	165	224	08.07-08.14	*	*
C 350 CDI 4-matic (204.292) (OM 642.961)	Diesel	4WD	2987	165	224	08.07-12.11	*	*
C 300 CDI 4-matic (204.292) (OM 642.832)	Diesel	4WD	2987	170	231	06.11-08.14	*	*
C 350 CDI (204.225) (OM 642.830)	Diesel	RWD	2987	170	231	10.09-08.14	*	*
C 350 CDI 4-matic (204.292) (OM 642.832)	Diesel	4WD	2987	170	231	10.09-08.14	*	*
C 350 CDI (204.223) (OM 642.834)	Diesel	RWD	2987	195	265	06.11-08.14	*	*



# LISTA DE APLICACIONES - BUYERS GUIDE

C-Class IV (A205) 06.16-					Cabrio (Compact executive car-D Segment)				
C 180 (205.476) (M 264.915)		Gasolina	RWD	1497	115	156	06.19-04.23	*	*
C 180 (205.440) (M 274.910)		Gasolina	RWD	1595	115	156	06.16-08.20	*	*
C 200 (205.442) (M 274.920)		Gasolina	RWD	1991	135	184	06.16-05.18	*	*
C 200 4-matic (205.443) (M 274.920)		Gasolina	4WD	1991	135	184	06.16-05.18	*	*
C 200 (205.480) (M 264.920)		Gasolina	RWD	1991	150	204	08.19-04.23	*	*
C 250 (205.445) (M 274.920)		Gasolina	RWD	1991	155	211	06.16-05.18	*	*
C 300 (205.448) (M 274.920)		Gasolina	RWD	1991	180	245	06.16-05.18	*	*
C 300 (205.483) (M 264.920)		Gasolina	RWD	1991	190	258	05.18-04.23	*	*
C 400 4-matic (205.466) (M 276.823)		Gasolina	4WD	2996	245	333	06.16-04.23	*	*
AMG C 43 4-matic (205.464) (M 276.823)		Gasolina	4WD	2996	270	367	10.16-05.18		*
AMG C 43 4-matic (205.464) (M 276.823)		Gasolina	4WD	2996	287	390	05.18-04.23	*	*
AMG C 63 (205.486) (M 177.980)		Gasolina	RWD	3982	350	476	10.16-04.23		*
AMG C 63 S (205.487) (M 177.980)		Gasolina	RWD	3982	375	510	10.16-04.23		*
C 200 EQ Boost (205.477) (M 264.915)		Gasol./el éc.	RWD	1497	135	184	05.18-04.23	*	*
C 200 EQ Boost 4-matic (205.478) (M 264.915)		Gasol./el éc.	4WD	1497	135	184	05.18-04.23	*	*
C 300 EQ Boost (205.483) (M 264.920)		Gasol./el éc.	RWD	1991	190	258	05.19-04.23	*	*
C 300 EQ Boost 4-matic (205.484) (M 264.920)		Gasol./el éc.	4WD	1991	190	258	05.19-04.23	*	*
C 200 d (205.401) (OM 654.916)		Diesel	RWD	1597	118	160	07.18-11.19	*	*
C 220 d (205.414) (OM 654.920)		Diesel	RWD	1950	143	194	04.18-04.23	*	*
C 220 d 4-matic (205.415) (OM 654.920)		Diesel	4WD	1950	143	194	06.18-04.23	*	*
C 300 d (205.418) (OM 654.920)		Diesel	RWD	1950	180	245	07.18-04.23	*	*
C 220 d (205.404) (OM 651.921)		Diesel	RWD	2143	120	163	06.16-05.18	*	*
C 220 d (205.404) (OM 651.921)		Diesel	RWD	2143	125	170	06.16-05.18	*	*
C 220 d 4-matic (205.405) (OM 651.921)		Diesel	4WD	2143	125	170	06.16-05.18	*	*
C 250 d (205.408) (OM 651.921)		Diesel	RWD	2143	150	204	06.16-05.18	*	*
C-Class IV (C205) 10.15-					Coupé (Compact executive car-D Segment)				
C 180 (205.376) (M 264.915)		Gasolina	RWD	1497	115	156	06.19-04.23	*	*
C 180 (205.340) (M 274.910)		Gasolina	RWD	1595	110	150	11.18-08.20	*	*
C 180 (205.340) (M 274.910)		Gasolina	RWD	1595	115	156	10.15-08.20	*	*
C 200 (205.342) (M 274.920)		Gasolina	RWD	1991	135	184	10.15-05.18	*	*
C 200 4-matic (205.343) (M 274.920)		Gasolina	4WD	1991	135	184	04.16-05.18	*	*
C 200 (205.380) (M 264.920)		Gasolina	RWD	1991	150	204	08.19-04.23	*	*
C 250 (205.345) (M 274.920)		Gasolina	RWD	1991	155	211	10.15-05.18	*	*
C 300 (205.048)		Gasolina	FWD	1991	180	245	09.16-	*	*
C 300 (205.348) (M 274.920)		Gasolina	RWD	1991	180	245	10.15-12.18	*	*
C 300 (205.383) (M 264.920)		Gasolina	RWD	1991	190	258	05.18-04.23	*	*
C 300 4-matic (205.384) (M 264.920)		Gasolina	4WD	1991	190	258	05.18-04.23	*	*
C 400 4-matic (205.366) (M 276.823)		Gasolina	4WD	2996	245	333	04.16-06.22	*	*
AMG C 43 4-matic (205.364) (M 276.823)		Gasolina	4WD	2996	270	367	04.16-05.18		*
AMG C 43 4-matic (205.364) (M 276.823)		Gasolina	4WD	2996	287	390	05.18-04.23	*	*
AMG C 63 (205.386) (M 177.980)		Gasolina	RWD	3982	350	476	02.16-04.23		*
AMG C 63 S (205.387) (M 177.980)		Gasolina	RWD	3982	375	510	02.16-04.23		*
C 200 EQ Boost (205.377) (M 264.915)		Gasol./el éc.	RWD	1497	135	184	05.18-04.23	*	*
C 200 EQ Boost 4-matic (205.478) (M 264.915)		Gasol./el éc.	4WD	1497	135	184	05.18-04.23	*	*
C 300 EQ Boost (205.383) (M 264.920)		Gasol./el éc.	RWD	1991	190	258	05.19-04.23	*	*
C 300 EQ Boost 4-matic (205.484) (M 264.920)		Gasol./el éc.	4WD	1991	190	258	05.19-04.23	*	*

# LISTA DE APLICACIONES - BUYERS GUIDE

C 200 d (205.301) (OM 654.916)	Diesel	RWD	1597	118	160	07.18-11.19	*	*
C 220 d (205.314) (OM 654.920)	Diesel	RWD	1950	143	194	04.18-04.23	*	*
C 220 d 4-matic (205.315) (OM 654.920)	Diesel	4WD	1950	143	194	06.18-04.23	*	*
C 300 d (205.318) (OM 654.920)	Diesel	RWD	1950	180	245	07.18-04.23	*	*
C 300 d 4-matic (205.319) (OM 654.920)	Diesel	4WD	1950	180	245	07.18-04.23	*	*
C 220 d (205.304) (OM 651.921)	Diesel	RWD	2143	120	163	10.15-05.18	*	*
C 220 d (205.304) (OM 651.921)	Diesel	RWD	2143	125	170	10.15-05.18	*	*
C 220 d 4-matic (205.305) (OM 651.921)	Diesel	4WD	2143	125	170	04.16-05.18	*	*
C 250 d (205.308) (OM 651.921)	Diesel	RWD	2143	150	204	10.15-05.18	*	*
C 250 d 4-matic (205.309) (OM 651.921)	Diesel	4WD	2143	150	204	04.16-05.18	*	*
<b>C-Class IV (W205) 07.13-</b>				<b>Sedán (Compact executive car-D Segment)</b>				
C 160 (205.075) (M 264.915)	Gasolina	RWD	1497	95	129	06.19-05.21	*	*
C 180 (205.076) (M 264.915)	Gasolina	RWD	1497	115	156	06.19-05.21	*	*
C 180 (205.040) (M 274.910)	Gasolina	RWD	1595	110	150	10.18-03.21	*	*
C 180 (205.040, 205.140) (M 274.910)	Gasolina	RWD	1595	115	156	03.14-03.21	*	*
C200 (205.042) (M 274.920)	Gasolina	RWD	1991	135	184	12.13-08.18	*	*
C 200 (205.080)	Gasolina	RWD	1991	150	204	08.19-05.21	*	*
C 200 4-matic (205.079) (M 264.920)	Gasolina	4WD	1991	150	204	08.19-05.21	*	*
C 250 (205.045) (M 274.920)	Gasolina	RWD	1991	155	211	03.14-05.18	*	*
C 300 (205.048) (M 274.920)	Gasolina	RWD	1991	180	245	09.15-08.18	*	*
C 300 4-matic (205.049) (M 274.920)	Gasolina	4WD	1991	180	245	12.13-08.18	*	*
C 300 (205.083) (M 264.920)	Gasolina	RWD	1991	183	249	05.18-05.21	*	*
C 300 (205.083) (M 264.920)	Gasolina	RWD	1991	190	258	05.18-05.21	*	*
C 300 4-matic (205.084) (M 264.920)	Gasolina	4WD	1991	190	258	05.18-05.21	*	*
C 400 4-matic (205.066) (M 276.823)	Gasolina	4WD	2996	245	333	10.14-11.20	*	*
AMG C 43 4-matic (205.064) (M 276.823)	Gasolina	4WD	2996	270	367	04.16-05.18		*
AMG C 43 4-matic (205.064) (M 276.823)	Gasolina	4WD	2996	287	390	05.18-05.21	*	*
C 200 EQ Boost (205.077) (M 264.915)	Gasol./el éc.	RWD	1497	135	184	04.18-06.21	*	*
C 200 EQ Boost 4-matic (205.478) (M 264.915)	Gasol./el éc.	4WD	1497	135	184	04.18-05.21	*	*
C 300 EQ Boost (205.083) (M 264.920)	Gasol./el éc.	RWD	1991	190	258	05.19-05.21	*	*
C 300 EQ Boost 4-matic (205.484) (M 264.920)	Gasol./el éc.	4WD	1991	190	258	05.19-05.21	*	*
C 300 e (205.053) (M 274.920)	Gasol./el éc.	RWD	1991	235	320	07.19-05.21	*	*
C 300 e 4-matic (205.054)	Gasol./el éc.	4WD	1991	235	320	07.19-05.21	*	*
C 300 de (205.013) (OM 654.920)	Diesel/el éc.	RWD	1950	225	306	05.19-05.21	*	*
C 300 BlueTEC Hybrid / h (205.212) (OM 651.921)	Diesel/el éc.	RWD	2143	170	231	05.14-05.18	*	*
C 180 d (205.000) (OM 654.916)	Diesel	RWD	1597	90	122	05.18-05.21	*	*
C 200 d (205.001) (OM 654.916)	Diesel	RWD	1597	118	160	05.18-05.21	*	*
C 180 BlueTEC / d (205.036) (OM 626.951)	Diesel	RWD	1598	85	116	05.14-05.18	*	*
C 200 BlueTEC / d (205.037) (OM 626.951)	Diesel	RWD	1598	100	136	05.14-05.18	*	*
C 200 d (205.011) (OM 654.920)	Diesel	RWD	1950	110	150	05.18-11.18	*	*
C 220 d (205.014) (OM 654.920)	Diesel	RWD	1950	143	194	05.18-05.21	*	*
C 220 d 4-matic (205.015) (OM 654.920)	Diesel	4WD	1950	143	194	05.18-05.21	*	*
C 300 d (205.018) (OM 654.920)	Diesel	RWD	1950	180	245	06.18-05.21	*	*
C 300 d 4-matic (205.019) (OM 654.920)	Diesel	4WD	1950	180	245	06.18-05.21	*	*
C 200 d (205.007) (OM 651.921)	Diesel	RWD	2143	100	136	10.15-05.18	*	*
C 220 BlueTEC / d (205.003) (OM 651.921)	Diesel	RWD	2143	120	163	03.14-05.16		*
C 220 BlueTEC / d (205.003) (OM 651.921)	Diesel	RWD	2143	125	170	02.14-05.18	*	*

# LISTA DE APLICACIONES - BUYERS GUIDE

C 220 d 4-matic (205.005) (OM 651.921)	Diesel	4WD	2143	125	170	04.15-05.18	*	*
C 250 BlueTEC / d (205.008, 205.006) (OM 651.921)	Diesel	RWD	2143	150	204	02.14-05.18	*	*
C 250 BlueTEC / d 4-matic (205.209) (OM 651.921)	Diesel	4WD	2143	150	204	02.14-05.18	*	*
<b>C-Class IV T-Model (S205) 09.14-</b>				<b>[CAMBIADO]:Break (Compact executive car-D Segment)</b>				
C 160 (205.275) (M 264.915)	Gasolina	RWD	1497	95	129	06.19-11.19	*	*
C 180 (205.276) (M 264.915)	Gasolina	RWD	1497	115	156	06.19-02.21	*	*
C 180 (205.240) (M 274.910)	Gasolina	RWD	1595	115	156	09.14-08.20	*	*
C 200 (205.242) (M 274.920)	Gasolina	RWD	1991	135	184	09.14-05.18	*	*
C 250 (205.245) (M 274.920)	Gasolina	RWD	1991	155	211	09.14-05.18	*	*
C 300 (205.248) (M 274.920)	Gasolina	RWD	1991	180	245	09.15-05.18	*	*
C 300 (205.283) (M 264.920)	Gasolina	RWD	1991	190	258	05.18-02.21	*	*
C 300 4-matic (205.284) (M 264.920)	Gasolina	4WD	1991	190	258	05.18-02.21	*	*
C 400 4-matic (205.266) (M 276.823)	Gasolina	4WD	2996	245	333	10.14-02.21	*	*
AMG C 43 4-matic (205.264) (M 276.823)	Gasolina	4WD	2996	270	367	04.16-05.18		*
AMG C 43 4-matic (205.264) (M 276.823)	Gasolina	4WD	2996	287	390	05.18-02.21	*	*
C 200 EQ Boost (205.277) (M 264.915)	Gasol./el éc.	RWD	1497	135	184	04.18-02.21	*	*
C 200 EQ Boost 4-matic (205.478) (M 264.915)	Gasol./el éc.	4WD	1497	135	184	04.18-02.21	*	*
C 300 EQ Boost (205.283) (M 264.920)	Gasol./el éc.	RWD	1991	190	258	05.19-02.21	*	*
C 300 EQ Boost 4-matic (205.484) (M 264.920)	Gasol./el éc.	4WD	1991	190	258	05.19-02.21	*	*
C 300 e (205.253) (M 274.920)	Gasol./el éc.	RWD	1991	235	320	07.19-02.21	*	*
C 300 de (205.213) (OM 654.920)	Diesel/el éc.	RWD	1950	225	306	05.19-02.21	*	*
C 180 d (205.200) (OM 654.916)	Diesel	RWD	1597	90	122	05.18-02.21	*	*
C 200 d (205.201) (OM 654.916)	Diesel	RWD	1597	118	160	05.18-02.21	*	*
C 180 BlueTEC / d (205.236) (OM 626.951)	Diesel	RWD	1598	85	116	09.14-05.18	*	*
C 200 BlueTEC / d (205.237) (OM 626.951)	Diesel	RWD	1598	100	136	09.14-05.18	*	*
C 200 d (205.211) (OM 654.920)	Diesel	RWD	1950	110	150	05.18-11.18	*	*
C 220 d (205.214) (OM 654.920)	Diesel	RWD	1950	143	194	04.18-02.21	*	*
C 220 d 4-matic (205.215) (OM 654.920)	Diesel	4WD	1950	143	194	05.18-02.21	*	*
C 300 d (205.218) (OM 654.920)	Diesel	RWD	1950	180	245	06.18-02.21	*	*
C 300 d 4-matic (205.219) (OM 654.920)	Diesel	4WD	1950	180	245	06.18-02.21	*	*
C 200 d (205.207) (OM 651.921)	Diesel	RWD	2143	100	136	10.15-05.18	*	*
C 220 BlueTEC / d (205.204) (OM 651.921)	Diesel	RWD	2143	120	163	09.14-05.18	*	
C 220 BlueTEC / d (205.204) (OM 651.921)	Diesel	RWD	2143	125	170	09.14-05.18	*	*
C 220 d 4-matic (205.205) (OM 651.921)	Diesel	4WD	2143	125	170	04.15-05.18	*	*
C 250 BlueTEC / d (205.208) (OM 651.921)	Diesel	RWD	2143	150	204	09.14-05.18	*	*
<b>CLA-Class (C117) 01.13-</b>				<b>Coupé (Compact executive car-D Segment)</b>				
CLA 180 (117.342) (M 270.910)	Gasolina	FWD	1595	90	122	01.13-03.19	*	*
CLA 200 (117.343) (M 270.910)	Gasolina	FWD	1595	110	150	07.18-03.19	*	
CLA 200 (117.343) (M 270.910)	Gasolina	FWD	1595	115	156	01.13-03.19	*	*
CLA 200	Gasolina	FWD	1991	135	184	07.16-	*	*
CLA 220 4-matic (117.347) (M 270.920)	Gasolina	4WD	1991	135	184	04.16-03.19	*	*
CLA 250 (117.344) (M 270.920)	Gasolina	FWD	1991	155	211	01.13-03.19	*	*
CLA 250 4-matic (117.346) (M 270.920)	Gasolina	4WD	1991	155	211	07.13-03.19	*	*
CLA 250 (117.350) (M 270.920)	Gasolina	FWD	1991	160	218	07.15-03.19	*	
CLA 250 4-matic (117.351) (M 270.920)	Gasolina	4WD	1991	160	218	07.15-03.19	*	
CLA 45 AMG 4-matic (117.952) (M 133.980)	Gasolina	4WD	1991	265	360	07.13-03.19	*	*
AMG CLA 45 4-matic (117.952) (M 133.980)	Gasolina	4WD	1991	280	381	07.15-03.19	*	

# LISTA DE APLICACIONES - BUYERS GUIDE

CLA 180 CDI / d (117.312) (OM 607.951)	Diesel	FWD	1461	80	109	10.13-05.18	*	*
CLA 200 CDI (117.301) (OM 651.901)	Diesel	FWD	1796	100	136	06.13-08.14	*	*
CLA 200 CDI / d (117.308) (OM 651.930)	Diesel	FWD	2143	100	136	07.14-03.19		*
CLA 200 CDI / d 4-matic (117.902) (OM 651.930)	Diesel	4WD	2143	100	136	07.14-03.19		*
CLA 220 CDI / d (117.303) (OM 651.930)	Diesel	FWD	2143	120	163	01.13-03.19	*	*
CLA 220 CDI / d 4-matic (117.905) (OM 651.930)	Diesel	4WD	2143	120	163	08.14-03.19	*	*
CLA 220 CDI / d (117.303) (OM 651.930)	Diesel	FWD	2143	125	170	01.13-03.19	*	*
CLA 220 CDI 4-matic (117.305) (OM 651.930)	Diesel	4WD	2143	125	170	07.14-03.19		*
CLA 220 CDI / d (117.303) (OM 651.930)	Diesel	FWD	2143	130	177	09.14-03.19		*
CLA 220 CDI / d 4-matic (117.905) (OM 651.930)	Diesel	4WD	2143	130	177	09.14-03.19		*
<b>CLA-Class II (C118) 03.19-</b>					<b>Coupé (Compact executive car-D Segment)</b>			
CLA 180 (118.384) (M 282.914)	Gasolina	FWD	1332	100	136	03.19-	*	
CLA 200 (118.387) (M 282.914)	Gasolina	FWD	1332	110	150	03.19-	*	
CLA 200 (118.387) (M 282.914)	Gasolina	FWD	1332	120	163	03.19-	*	
CLA 200 4-matic (118.388) (M 282.914)	Gasolina	4WD	1332	120	163	10.20-	*	
CLA 220 (118.344) (M 260.920)	Gasolina	FWD	1991	140	190	03.19-	*	
CLA 220 4-matic (118.345) (M 260.920)	Gasolina	4WD	1991	140	190	03.19-	*	
CLA 250 (118.346) (M 260.920)	Gasolina	FWD	1991	165	224	03.19-	*	
CLA 250 4-matic (118.347) (M 260.920)	Gasolina	4WD	1991	165	224	03.19-	*	
AMG CLA 45 4-matic+ (118.653) (M 139.980)	Gasolina	4WD	1991	285	387	07.19-	*	
AMG CLA 45 S 4-matic+ (118.654) (M 139.980)	Gasolina	4WD	1991	310	421	07.19-	*	
CLA 180 Mild-Hybrid (118.684)	Gasol./el éc.	FWD	1332	100	136	03.23-	*	
CLA 200 Mild-Hybrid (118.687)	Gasol./el éc.	FWD	1332	120	163	03.23-	*	
CLA 250 e (118.385)	Gasol./el éc.	FWD	1332	160	218	03.23-	*	
CLA 250 e (118.386) (M 282.914)	Gasol./el éc.	FWD	1332	160	218	06.20-	*	
CLA 220 Mild-Hybrid 4-matic (118.345)	Gasol./el éc.	4WD	1991	140	190	03.23-	*	
CLA 250 Mild-Hybrid 4-matic (118.347)	Gasol./el éc.	4WD	1991	165	224	03.23-	*	
CLA 180 d (118.303) (OM 608.915)	Diesel	FWD	1461	85	116	03.19-	*	
CLA 180 d (118.310) (OM 654.820)	Diesel	FWD	1950	85	116	10.20-	*	
CLA 180 d (118.310) (OM 654.920)	Diesel	FWD	1950	85	116	10.20-	*	
CLA 200 d (118.312) (OM 654.920)	Diesel	FWD	1950	110	150	04.19-	*	
CLA 200 d 4-matic (118.313) (OM 654.920)	Diesel	4WD	1950	110	150	04.19-	*	
CLA 220 d (118.314) (OM 654.920)	Diesel	FWD	1950	140	190	04.19-	*	
CLA 220 d 4-matic (118.315) (OM 654.920)	Diesel	4WD	1950	140	190	07.20-	*	
<b>CLA-Class II Shooting Brake (X118) 06.19-</b>					<b>[CAMBIADO]:Break (Compact executive car-D Segment)</b>			
CLA 180 (118.684) (M 282.914)	Gasolina	FWD	1332	100	136	06.19-	*	
CLA 200 (118.687) (M 282.914)	Gasolina	FWD	1332	110	150	06.19-	*	
CLA 200 (118.687) (M 282.914)	Gasolina	FWD	1332	120	163	06.19-	*	
CLA 220 (118.644) (M 260.920)	Gasolina	FWD	1991	140	190	06.19-	*	
CLA 250 (118.646) (M 260.920)	Gasolina	FWD	1991	165	224	06.19-	*	
CLA 250 4-matic (118.647) (M 260.920)	Gasolina	4WD	1991	165	224	06.19-	*	
AMG CLA 35 4-matic (118.651) (M 260.920)	Gasolina	4WD	1991	225	306	06.19-	*	
AMG CLA 45 4-matic+ (118.653) (M 139.980)	Gasolina	4WD	1991	285	387	07.19-	*	
AMG CLA 45 S 4-matic+ (118.654) (M 139.980)	Gasolina	4WD	1991	310	421	07.19-	*	
CLA 180 Mild-Hybrid (118.684)	Gasol./el éc.	FWD	1332	100	136	03.23-	*	
CLA 200 Mild-Hybrid (118.687)	Gasol./el éc.	FWD	1332	120	163	03.23-	*	

# LISTA DE APLICACIONES - BUYERS GUIDE

CLA 250 e (118.685)		Gasol./el éc.	FWD	1332	160	218	03.23-	*	
CLA 250 e (118.686) (M 282.914)		Gasol./el éc.	FWD	1332	160	218	06.20-	*	
CLA 250 Mild Hybrid 4-matic (118.647)		Gasol./el éc.	4WD	1991	165	224	03.23-	*	
AMG CLA 35 Mild-Hybrid 4-matic (118.651)		Gasol./el éc.	4WD	1991	225	306	03.23-	*	
CLA 180 d (118.603) (OM 608.915)		Diesel	FWD	1461	85	116	06.19-	*	
CLA 180 d (118.610) (OM 654.820)		Diesel	FWD	1950	85	116	10.20-	*	
CLA 180 d (118.610) (OM 654.920)		Diesel	FWD	1950	85	116	10.20-	*	
CLA 200 d (118.612) (OM 654.920)		Diesel	FWD	1950	110	150	06.19-	*	
CLA 200 d 4-matic (118.613) (OM 654.920)		Diesel	4WD	1950	110	150	10.19-	*	
CLA 220 d (118.614) (OM 654.920)		Diesel	FWD	1950	140	190	06.19-	*	
CLA 220 d 4-matic (118.615) (OM 654.920)		Diesel	4WD	1950	140	190	10.19-	*	
CLA-Class Shooting Brake (X117) 01.15-					[CAMBIADO]:Break (Compact executive car-D Segment)				
CLA 180 (117.942) (M 270.910)		Gasolina	FWD	1595	90	122	01.15-03.19	*	*
CLA 200 (117.943) (M 270.910)		Gasolina	FWD	1595	115	156	01.15-03.19	*	*
CLA 220 4-matic (117.947) (M 270.920)		Gasolina	4WD	1991	135	184	04.16-03.19	*	
CLA 250 (117.944) (M 270.920)		Gasolina	FWD	1991	155	211	01.15-03.19	*	*
CLA 250 4-matic (117.946) (M 270.920)		Gasolina	4WD	1991	155	211	01.15-03.19	*	*
CLA 250 4-matic (117.951) (M 270.920)		Gasolina	4WD	1991	160	218	07.15-03.19	*	*
CLA 45 AMG 4-matic (117.952) (M 133.980)		Gasolina	4WD	1991	265	360	01.15-07.15	*	*
AMG CLA 45 4-matic (117.952) (M 133.980)		Gasolina	4WD	1991	280	381	07.15-03.19	*	*
CLA 180 d (117.912) (OM 607.951)		Diesel	FWD	1461	80	109	07.15-05.18	*	*
CLA 200 CDI / d (117.908) (OM 651.930)		Diesel	FWD	2143	100	136	01.15-03.19	*	*
CLA 200 CDI / d 4-matic (117.902) (OM 651.930)		Diesel	4WD	2143	100	136	01.15-03.19	*	*
CLA 220 CDI / d (117.903) (OM 651.930)		Diesel	FWD	2143	120	163	01.15-03.19	*	*
CLA 220 CDI / d 4-matic (117.905) (OM 651.930)		Diesel	4WD	2143	120	163	09.15-03.19	*	*
CLA 220 d (117.903) (OM 651.930)		Diesel	FWD	2143	125	170	07.18-03.19	*	
CLA 220 d 4-matic (117.905) (OM 651.930)		Diesel	4WD	2143	125	170	07.18-03.19	*	
CLA 220 CDI / d (117.903) (OM 651.930)		Diesel	FWD	2143	130	177	01.15-03.19	*	*
CLA 220 CDI / d 4-matic (117.905) (OM 651.930)		Diesel	4WD	2143	130	177	01.15-03.19	*	*
CLC-Class (CL203) 05.08-06.11					Coupé (Compact executive car-D Segment)				
CLC 160 (203.731) (M 271.911)		Gasolina	RWD	1597	95	129	02.09-06.11	*	
CLC 180 Kompressor (203.746) (M 271.946)		Gasolina	RWD	1796	105	143	05.08-06.11	*	
CLC 200 Kompressor (203.741) (M 271.957)		Gasolina	RWD	1796	135	184	05.08-06.11	*	
CLC 250 (M 272.920)		Gasolina	RWD	2496	150	204	06.09-06.11	*	
CLC 200 CDI (203.707) (OM 646.962)		Diesel	RWD	2148	90	122	05.08-06.11	*	
CLC 220 CDI (203.708) (OM 646.963)		Diesel	RWD	2148	100	136	05.08-06.11	*	
CLC 220 CDI (203.708) (OM 646.963)		Diesel	RWD	2148	110	150	05.08-06.11	*	
CL-Class II (C215) 03.99-12.06					Coupé (Compact executive car-D Segment)				
CL 500 (215.375) (M 113.960)		Gasolina	RWD	4966	225	306	03.99-03.06	*	*
CL 55 AMG (215.373) (M 113.986)		Gasolina	RWD	5439	265	360	10.99-03.06	*	*
CL 600 (215.376) (M 275.950)		Gasolina	RWD	5513	368	500	09.02-03.06		*
CL 600 (215.378) (M 137.970)		Gasolina	RWD	5786	270	367	03.99-03.06	*	*
CL 65 AMG (215.379) (M 275.980)		Gasolina	RWD	5980	450	612	09.03-03.06		*
CL 63 AMG (M 137.980)		Gasolina	RWD	6258	326	444	09.01-03.06		*
CLE-Class (C236) 10.23-					Coupé ()				
CLE 200 (236.350)		Gasol./el éc.	RWD	1999	150	204	10.23-		*
CLE 200 4-matic (236.351)		Gasol./el éc.	4WD	1999	150	204	10.23-		*

# LISTA DE APLICACIONES - BUYERS GUIDE

CLE 300 4-matic (236.347)		Gasol./el éc.	4WD	1999	190	258	10.23-	*	*
CLE 450 4-matic (236.361)		Gasol./el éc.	4WD	2999	280	381	10.23-	*	*
CLE 220 d (236.304)		Diesel/el éc.	RWD	1992	145	197	10.23-		*
<b>CLK-Class II (A209) 06.02-03.10</b>					<b>Cabrio (Executive car-E Segment)</b>				
CLK 200 Kompressor (209.442) (M 271.940)		Gasolina	RWD	1796	120	163	02.03-03.10	*	*
CLK 200 CGI (209.343) (M 271.942)		Gasolina	RWD	1796	125	170	07.03-03.10	*	*
CLK 200 Kompressor (209.442) (M 271.955)		Gasolina	RWD	1796	135	184	10.06-03.10	*	*
CLK 63 AMG (209.477)		Gasolina	RWD	6208	354	481	09.06-12.09		*
<b>CLK-Class II (C209) 05.02-03.10</b>					<b>Coupé (Executive car-E Segment)</b>				
CLK 200 Kompressor (209.442) (M 271.940)		Gasolina	RWD	1796	120	163	09.02-05.09	*	*
CLK 200 CGI (209.343) (M 271.942)		Gasolina	RWD	1796	125	170	07.03-05.09	*	*
CLK 200 Kompressor (209.442) (M 271.955)		Gasolina	RWD	1796	135	184	10.06-05.09	*	*
CLK 220 CDI (209.308) (OM 646.966)		Diesel	RWD	2148	100	136	01.05-05.09	*	*
CLK 220 CDI (209.308) (OM 646.966)		Diesel	RWD	2148	110	150	01.05-05.09	*	*
<b>CLS-Class (C219) 10.04-02.11</b>					<b>Coupé (Executive car-E Segment)</b>				
CLS 280 (219.354) (M 272.943)		Gasolina	RWD	2996	170	231	07.08-12.10		*
CLS 300 (219.354) (M 272.943)		Gasolina	RWD	2996	170	231	04.09-12.10		*
CLS 350 (219.356) (M 272.964)		Gasolina	RWD	3498	200	272	10.04-12.10		*
CLS 350 (219.357) (M 272.985)		Gasolina	RWD	3498	215	292	04.06-12.10		*
CLS 350 CGI (219.357)		Gasolina	RWD	3498	215	292	04.09-12.10		*
CLS 500 (219.375) (M 113.967)		Gasolina	RWD	4966	225	306	10.04-12.10		*
CLS 55 AMG		Gasolina	RWD	5439	350	476	09.05-12.06	*	*
CLS 55 AMG (219.376) (M 113.990)		Gasolina	RWD	5439	350	476	01.05-12.10		*
CLS 500 (219.372) (M 273.960)		Gasolina	RWD	5461	285	388	04.06-12.10		*
CLS 320 CDI (OM 642.920)		Diesel	RWD	2987	155	211	01.05-12.10		*
CLS 320 CDI (219.322) (OM 642.920)		Diesel	RWD	2987	165	224	01.05-12.10		*
CLS 350 CDI (219.322) (OM 642.920)		Diesel	RWD	2987	165	224	04.09-12.10		*
CLS 350 CDI (OM 642.920)		Diesel	RWD	2987	200	272	04.09-12.10	*	*
<b>CLS-Class II (C218) 01.11-12.17</b>					<b>Coupé (Executive car-E Segment)</b>				
CLS 400 (218.365) (M 276.820)		Gasolina	RWD	2996	245	333	05.14-12.17	*	*
CLS 400 4-matic (218.368) (M 276.820)		Gasolina	4WD	2996	245	333	05.14-12.17	*	*
CLS 350 (218.359) (M 276.952)		Gasolina	RWD	3498	225	306	01.11-08.14	*	*
CLS 400 (218.361) (M 276.850)		Gasolina	RWD	3498	245	333	07.14-12.17	*	*
CLS 400 4-matic (218.368) (M 276.850)		Gasolina	4WD	3498	245	333	07.14-12.17	*	*
CLS 500 (218.373) (M 278.922)		Gasolina	RWD	4663	300	408	02.11-12.17	*	*
CLS 500 4-matic (218.391) (M 278.922)		Gasolina	4WD	4663	300	408	09.11-12.17	*	*
CLS 63 AMG (218.374) (M 157.980)		Gasolina	RWD	5461	386	525	01.11-12.17	*	*
CLS 63 AMG (218.374) (M 157.981)		Gasolina	RWD	5461	386	525	01.11-12.17	*	*
CLS 220 BlueTEC / d (218.901) (OM 651.924)		Diesel	RWD	2143	120	163	05.14-12.17	*	*
CLS 220 BlueTEC / d (218.901) (OM 651.924)		Diesel	RWD	2143	125	170	05.14-12.17	*	*
CLS 220 BlueTEC / d (218.901) (OM 651.924)		Diesel	RWD	2143	130	177	05.14-12.17	*	*
CLS 250 BlueTEC / d 4-matic (218.997) (OM 651.924)		Diesel	4WD	2143	150	204	05.14-12.17	*	*
CLS 250 CDI / BlueTEC / d (218.903, 218.904) (OM 651.924)		Diesel	RWD	2143	150	204	04.11-12.17	*	*
CLS 350 BlueTEC / d (218.926) (OM 642.852)		Diesel	RWD	2987	185	252	02.13-12.17	*	*
CLS 350 BlueTEC / d (218.926) (OM 642.853)		Diesel	RWD	2987	185	252	02.13-12.17	*	*
CLS 350 BlueTEC / d 4-matic (218.994) (OM 642.854)		Diesel	4WD	2987	185	252	02.13-12.17	*	*
CLS 350 BlueTEC / d 4-matic (218.994) (OM 642.858)		Diesel	4WD	2987	185	252	02.13-12.17	*	*

# LISTA DE APLICACIONES - BUYERS GUIDE

CLS 350 BlueTEC / d (218.926) (OM 642.852)	Diesel	RWD	2987	190	258	06.14-12.17	*	*
CLS 350 BlueTEC / d (218.926) (OM 642.853)	Diesel	RWD	2987	190	258	06.14-12.17	*	*
CLS 350 d 4-matic (218.394) (OM 642.854)	Diesel	4WD	2987	190	258	04.15-12.17	*	*
CLS 350 d 4-matic (218.394) (OM 642.858)	Diesel	4WD	2987	190	258	04.15-12.17	*	*
CLS 350 CDI / d (218.323) (OM 642.852)	Diesel	RWD	2987	195	265	01.11-08.14	*	*
CLS 350 CDI / d (218.323) (OM 642.853)	Diesel	RWD	2987	195	265	01.11-08.14	*	*
CLS 350 CDI / d 4-matic (218.993) (OM 642.854)	Diesel	4WD	2987	195	265	09.11-08.14	*	*
CLS 350 CDI / d 4-matic (218.993) (OM 642.858)	Diesel	4WD	2987	195	265	09.11-08.14	*	*
<b>CLS-Class III (C257) 12.17-</b>				<b>Coupé (Executive car-E Segment)</b>				
CLS 350 EQ Boost (257.350) (M 264.920)	Gasol./el éc.	RWD	1991	220	299	08.18-	*	*
CLS 350 EQ Boost 4-matic (257.351) (M 264.920)	Gasol./el éc.	4WD	1991	220	299	08.18-	*	*
CLS 450 EQ Boost 4-matic (257.359) (M 256.930)	Gasol./el éc.	4WD	2999	270	367	12.17-	*	*
AMG CLS 53 EQ Boost 4-matic+ (257.361) (M 256.930)	Gasol./el éc.	4WD	2999	320	435	05.18-		*
CLS 300 d 4-matic (257.319)	Diesel/el éc.	4WD	1992	195	265	04.21-	*	*
CLS 220 d (257.314) (OM 654.920)	Diesel	RWD	1950	143	194	06.18-	*	*
CLS 300 d (257.318) (OM 654.920)	Diesel	RWD	1950	180	245	04.18-	*	*
CLS 350 d 4-matic (257.321) (OM 656.929)	Diesel	4WD	2925	183	249	12.17-	*	*
CLS 350 d (257.320) (OM 656.929)	Diesel	RWD	2925	210	286	08.18-	*	*
CLS 350 d 4-matic (257.321) (OM 656.929)	Diesel	4WD	2925	210	286	12.17-	*	*
CLS 400 d 4-matic (257.323) (OM 656.929)	Diesel	4WD	2925	243	330	06.20-	*	*
CLS 400 d 4-matic (257.323) (OM 656.929)	Diesel	4WD	2925	250	340	12.17-	*	*
<b>CLS-Class IIShooting Brake (X218) 10.12-</b>				<b>[CAMBIADO]:Break (Executive car-E Segment)</b>				
CLS 400 (218.965) (M 276.820)	Gasolina	RWD	2996	245	333	05.14-12.17	*	*
CLS 400 4-matic (218.968) (M 276.820)	Gasolina	4WD	2996	245	333	05.14-12.17	*	*
CLS 350 (218.959) (M 276.952)	Gasolina	RWD	3498	225	306	10.12-08.14	*	*
CLS 400 (218.961) (M 276.850)	Gasolina	RWD	3498	245	333	07.14-12.17	*	*
CLS 400 4-matic (218.968) (M 276.850)	Gasolina	4WD	3498	245	333	07.14-12.17	*	*
CLS 500 (218.973) (M 278.922)	Gasolina	RWD	4663	300	408	10.12-12.17	*	*
CLS 500 4-matic (218.991) (M 278.922)	Gasolina	4WD	4663	300	408	10.12-12.17	*	*
CLS 63 AMG (218.974) (M 157.981)	Gasolina	RWD	5461	386	525	10.12-12.17	*	*
CLS 63 AMG (218.974) (M 157.981)	Gasolina	RWD	5461	410	558	05.13-12.17	*	*
CLS 63 AMG 4-matic (218.992) (M 157.981)	Gasolina	4WD	5461	410	558	05.13-12.17	*	*
CLS 63 AMG 4-matic (218.992) (M 157.981)	Gasolina	4WD	5461	430	585	02.13-12.17	*	*
CLS 220 BlueTEC / d (218.901) (OM 651.924)	Diesel	RWD	2143	120	163	05.14-12.17	*	*
CLS 220 BlueTEC / d (218.901) (OM 651.924)	Diesel	RWD	2143	125	170	05.14-12.17	*	*
CLS 220 BlueTEC / d (218.901) (OM 651.924)	Diesel	RWD	2143	130	177	05.14-12.17	*	*
CLS 250 BlueTEC / d 4-matic (218.997) (OM 651.924)	Diesel	4WD	2143	150	204	05.14-12.17	*	*
CLS 250 CDI / BlueTEC / d (218.903, 218.904) (OM 651.924)	Diesel	RWD	2143	150	204	10.12-12.17	*	*
CLS 350 BlueTEC / d (218.926) (OM 642.852)	Diesel	RWD	2987	185	252	05.14-12.17	*	*
CLS 350 BlueTEC / d (218.926) (OM 642.853)	Diesel	RWD	2987	185	252	05.14-12.17	*	*
CLS 350 BlueTEC / d 4-matic (218.994) (OM 642.854)	Diesel	4WD	2987	185	252	05.14-12.17	*	*
CLS 350 BlueTEC / d 4-matic (218.994) (OM 642.858)	Diesel	4WD	2987	185	252	05.14-12.17	*	*
CLS 350 BlueTEC / d (218.926) (OM 642.852)	Diesel	RWD	2987	190	258	05.14-12.17	*	*
CLS 350 BlueTEC / d (218.926) (OM 642.853)	Diesel	RWD	2987	190	258	05.14-12.17	*	*
CLS 350 d 4-matic (218.994) (OM 642.854)	Diesel	4WD	2987	190	258	04.15-12.17	*	*
CLS 350 d 4-matic (218.994) (OM 642.858)	Diesel	4WD	2987	190	258	04.15-12.17	*	*

# LISTA DE APLICACIONES - BUYERS GUIDE

CLS 350 CDI / d (218.923) (OM 642.852)	Diesel	RWD	2987	195	265	10.12-08.14	*	*
CLS 350 CDI / d (218.923) (OM 642.853)	Diesel	RWD	2987	195	265	10.12-08.14	*	*
CLS 350 CDI / d 4-matic (218.993) (OM 642.853)	Diesel	4WD	2987	195	265	10.12-08.14	*	*
CLS 350 CDI / d 4-matic (218.993) (OM 642.854)	Diesel	4WD	2987	195	265	10.12-08.14	*	*
<b>E-Class III (VF211) 03.03-07.09</b>				<b>Caja/Chasis (LCVs-N1 Segment)</b>				
E 220 CDI (211.608) (OM 646.821)	Diesel	RWD	2148	125	170	04.06-07.09	*	*
E 280 CDI (211.620) (OM 642.920)	Diesel	RWD	2987	140	190	08.05-07.09	*	*
<b>E-Class III (W211) 03.02-03.09</b>				<b>Sedán (Executive car-E Segment)</b>				
E 200 Kompressor (211.042) (M 271.941)	Gasolina	RWD	1796	120	163	11.02-12.08	*	
E 200 CGI	Gasolina	FWD	1796	125	170	11.02-12.08	*	
E 200 Kompressor (211.042) (M 271.956)	Gasolina	RWD	1796	135	184	04.06-12.08	*	
E 230 (211.052) (M 272.922)	Gasolina	RWD	2496	150	204	09.07-12.08	*	
E 240 (211.061) (M 112.913)	Gasolina	RWD	2597	130	177	03.02-12.08	*	
E 240 (211.061) (M 112.917)	Gasolina	RWD	2597	130	177	03.02-12.08	*	
E 240 4-matic (211.080) (M 112.917)	Gasolina	4WD	2597	130	177	03.03-12.08	*	
E 280 (211.054) (M 272.943)	Gasolina	RWD	2996	170	231	03.05-12.08	*	
E 320 (211.065) (M 112.949)	Gasolina	RWD	3199	165	224	03.02-12.08	*	
E 320 4-matic (211.082) (M 112.954)	Gasolina	4WD	3199	165	224	03.03-12.08	*	
E 350 (211.056) (M 272.964)	Gasolina	RWD	3498	200	272	03.05-12.08	*	
E 350 4-matic (211.087) (M 272.972)	Gasolina	4WD	3498	200	272	03.05-12.08	*	
3.5	Gasolina	FWD	3498	205	279	08.04-08.06	*	
E 350 CGI (211.057) (M 272.985)	Gasolina	RWD	3498	215	292	09.07-12.08	*	
E 500 (211.070) (M 113.967)	Gasolina	RWD	4966	225	306	03.02-12.08	*	
E 500 4-matic (211.083) (M 113.969)	Gasolina	4WD	4966	225	306	10.03-12.08	*	
E 55 AMG Kompressor (211.076) (M 113.990)	Gasolina	RWD	5439	350	476	10.02-12.08	*	
E 500 (211.072) (M 273.960)	Gasolina	RWD	5461	285	388	04.06-12.08	*	
E 500 4-matic (211.090) (M 273.962)	Gasolina	4WD	5461	285	388	04.06-12.08	*	
E 200 NGT (211.042) (M 271.941)	Gasol./Gas (CNG)	RWD	1796	120	163	03.04-12.08	*	
E 250 CDI	Diesel	RWD	2143	150	204	08.08-12.08	*	
E 200 CDI (211.004) (OM 646.951)	Diesel	RWD	2148	75	102	07.02-12.08	*	
E 200 CDI (211.004) (OM 646.951)	Diesel	RWD	2148	90	122	07.02-12.08	*	
E 200 CDI (211.007) (OM 646.820)	Diesel	RWD	2148	100	136	04.06-12.08	*	
E 220 CDI (211.006) (OM 646.961)	Diesel	RWD	2148	100	136	03.02-12.08	*	
E 220 CDI (211.006) (OM 646.961)	Diesel	RWD	2148	110	150	03.02-12.08	*	
E 220 CDI (211.008) (OM 646.821)	Diesel	RWD	2148	125	170	04.06-12.08	*	
E 220 CDI (OM 646.821)	Diesel	RWD	2149	120	163	03.03-12.08	*	
E 270 CDI (211.016) (OM 647.961)	Diesel	RWD	2685	120	163	03.02-12.08	*	
E 270 CDI (211.016) (OM 647.961)	Diesel	RWD	2685	130	177	03.02-12.08	*	
E 280 CDI (211.020) (OM 642.920)	Diesel	RWD	2987	140	190	03.05-12.08	*	
E 280 CDI 4-matic (211.084) (OM 642.921)	Diesel	4WD	2987	140	190	03.05-12.08	*	
E 300 BlueTEC (211.024) (OM 642.920)	Diesel	RWD	2987	155	211	09.07-12.08	*	
E320 CDI (211.022)	Diesel	RWD	2987	156	212	09.06-12.08	*	
E320 CDI (211.022) (OM 642.920)	Diesel	RWD	2987	165	224	03.05-12.08	*	
E 320 CDI 4-matic (211.089) (OM 642.910)	Diesel	4WD	2987	165	224	03.05-12.08	*	
E 320 CDI 4-matic (211.089) (OM 642.921)	Diesel	4WD	2987	165	224	03.05-12.08	*	
E 280 CDI (211.023) (OM 648.961)	Diesel	RWD	3222	130	177	05.04-12.08	*	
E 320 CDI (211.026) (OM 648.961)	Diesel	RWD	3222	150	204	11.02-12.08	*	
E 400 CDI (211.028) (OM 628.961)	Diesel	RWD	3996	191	260	02.03-12.08	*	



# LISTA DE APLICACIONES - BUYERS GUIDE

E-Class III T-Model (S211) 02.03-07.09					[CAMBIADO]:Break (Executive car-E Segment)				
E 200 T Kompressor (211.242) (M 271.941)	Gasolina	RWD	1796	120	163	03.03-07.09	*	*	
E 200 Kompressor (211.241) (M 271.956)	Gasolina	RWD	1796	135	184	04.06-07.09	*	*	
E 230 T (211.252) (M 272.922)	Gasolina	RWD	2496	150	204	05.07-07.09	*	*	
E 240 T (211.261) (M 112.913)	Gasolina	RWD	2597	130	177	03.03-07.09	*	*	
E 240 T 4-matic (211.280) (M 112.917)	Gasolina	4WD	2597	130	177	07.03-07.09	*	*	
E 280 T (211.254) (M 272.943)	Gasolina	RWD	2996	170	231	03.05-07.09	*	*	
E 320 T (211.265) (M 112.949)	Gasolina	RWD	3199	165	224	03.03-07.09	*	*	
E 320 T 4-matic (211.282) (M 112.954)	Gasolina	4WD	3199	165	224	07.03-07.09	*	*	
E 350 T (211.256) (M 272.964)	Gasolina	RWD	3498	200	272	03.05-07.09	*	*	
E 350 T 4-matic (211.287) (M 272.972)	Gasolina	4WD	3498	200	272	03.05-07.09	*	*	
3.5	Gasolina	FWD	3498	205	279	08.04-08.06	*	*	
350 CGI (211.257) (M 272.985)	Gasolina	RWD	3498	215	292	05.06-07.09	*	*	
E 500 T (211.270) (M 113.967)	Gasolina	RWD	4966	225	306	10.03-07.09	*	*	
E 500 T 4-matic (211.283) (M 113.969)	Gasolina	4WD	4966	225	306	10.03-07.09	*	*	
E 55 T AMG Kompressor (211.276) (M 113.990)	Gasolina	RWD	5439	350	476	07.03-07.09	*	*	
E 500 T (211.272) (M 273.960)	Gasolina	RWD	5461	285	388	04.06-07.09	*	*	
E 500 T 4-matic (211.290) (M 273.962)	Gasolina	4WD	5461	285	388	04.06-07.09	*	*	
E 200 CDI (211.207) (OM 646.821)	Diesel	RWD	2148	100	136	04.06-07.09	*	*	
E 220 CDI (211.206) (OM 646.961)	Diesel	RWD	2148	100	136	03.03-07.09	*	*	
E 220 T CDI (211.206) (OM 646.961)	Diesel	RWD	2148	110	150	03.03-07.09	*	*	
E 220 T CDI (211.208) (OM 646.821)	Diesel	RWD	2148	125	170	04.06-07.09	*	*	
E 270 T CDI (211.216) (OM 647.961)	Diesel	RWD	2685	120	163	03.03-07.09	*	*	
E 270 T CDI (211.216) (OM 647.961)	Diesel	RWD	2685	130	177	03.03-07.09	*	*	
E 280 T CDI 4-matic (211.284) (OM 642.921)	Diesel	4WD	2987	140	190	03.05-07.09	*	*	
E 320 T CDI (211.222) (OM 642.920)	Diesel	RWD	2987	155	211	11.07-07.09	*	*	
E 320 T CDI (211.222) (OM 642.920)	Diesel	RWD	2987	165	224	03.05-07.09	*	*	
E 320 T CDI 4-matic (211.289) (OM 642.921)	Diesel	4WD	2987	165	224	03.05-07.09	*	*	
E 280 T CDI (211.223) (OM 648.961)	Diesel	RWD	3222	130	177	05.04-07.09	*	*	
E 320 T CDI (211.226) (OM 648.961)	Diesel	RWD	3222	150	204	03.03-07.09	*	*	
E-Class IV (A207) 01.10-					Cabrio (Executive car-E Segment)				
E 200 CGI (207.448) (M 271.820)	Gasolina	RWD	1796	135	184	01.10-12.16	*	*	
E 200 CGI (207.448) (M 271.860)	Gasolina	RWD	1796	135	184	01.10-12.16	*	*	
E 250 CGI (207.447) (M 271.860)	Gasolina	RWD	1796	150	204	01.10-12.16	*	*	
E 200 (207.434) (M 274.920)	Gasolina	RWD	1991	135	184	03.13-12.16	*	*	
E 250 (207.436) (M 274.920)	Gasolina	RWD	1991	155	211	06.13-12.16	*	*	
E 320 (207.462) (M 276.820)	Gasolina	RWD	2996	200	272	07.14-12.16	*	*	
E 400 (207.465) (M 276.820)	Gasolina	RWD	2996	245	333	06.13-12.16	*	*	
E 300 (207.455) (M 276.957)	Gasolina	RWD	3498	185	252	04.11-12.16	*	*	
E 350 (207.456) (M 272.961)	Gasolina	RWD	3498	200	272	03.10-12.11	*	*	
E 350 (207.456) (M 272.988)	Gasolina	RWD	3498	200	272	03.10-12.11	*	*	
E 350 CGI (207.457) (M 272.982)	Gasolina	RWD	3498	215	292	01.10-12.14	*	*	
E 350 CGI (207.457) (M 272.984)	Gasolina	RWD	3498	215	292	01.10-12.14	*	*	
E 350 (207.459) (M 276.957)	Gasolina	RWD	3498	225	306	04.11-12.14	*	*	
E 400 (207.461) (M 276.850)	Gasolina	RWD	3498	245	333	07.14-12.16	*	*	
E 500 (207.473) (M 278.922)	Gasolina	RWD	4663	300	408	09.11-12.16	*	*	
E 500 (207.472) (M 273.966)	Gasolina	RWD	5461	285	388	01.10-12.11	*	*	
E 220 CDI (207.402) (OM 651.911)	Diesel	RWD	2143	120	163	02.10-12.16	*	*	
E 220 CDI / BlueTEC / d (207.402, 207.401) (OM 651.911)	Diesel	RWD	2143	125	170	01.10-12.16	*	*	
E 220 BlueTEC (207.401) (OM 651.911)	Diesel	RWD	2143	130	177	05.14-12.16	*	*	

# LISTA DE APLICACIONES - BUYERS GUIDE

E 250 CDI / BlueTEC / d (207.403, 207.404) (OM 651.911)	Diesel	RWD	2143	150	204	01.10-12.16	*	*
E 350 CDI (207.422) (OM 642.836)	Diesel	RWD	2987	170	231	01.10-12.11	*	*
E 350 BlueTEC (207.426) (OM 642.838)	Diesel	RWD	2987	185	252	06.13-12.16	*	*
E 350 BlueTEC/ d (207.426) (OM 642.838)	Diesel	RWD	2987	190	258	05.14-12.16	*	*
E 350 CDI (207.423) (OM 642.838)	Diesel	RWD	2987	195	265	04.11-12.13	*	*
<b>E-Class IV (C207) 01.09-</b>				<b>Coupé (Executive car-E Segment)</b>				
E 200 CGI (207.348) (M 271.820)	Gasolina	RWD	1796	135	184	01.10-12.16	*	*
E 200 CGI (207.348) (M 271.860)	Gasolina	RWD	1796	135	184	01.10-12.16	*	*
E 250 CGI (207.347) (M 271.860)	Gasolina	RWD	1796	150	204	01.09-12.16	*	*
E 200 (207.334) (M 274.920)	Gasolina	RWD	1991	135	184	06.13-12.16	*	*
E 250 (207.336) (M 274.920)	Gasolina	RWD	1991	155	211	06.13-12.16	*	*
E 320 (207.362) (M 276.820)	Gasolina	RWD	2996	200	272	07.14-12.16	*	*
E 400 (207.365) (M 276.820)	Gasolina	RWD	2996	245	333	06.13-12.16	*	*
E 300 (207.355) (M 276.957)	Gasolina	RWD	3498	185	252	04.11-06.16	*	*
E 350 (207.356) (M 272.961)	Gasolina	RWD	3498	200	272	01.10-12.11	*	*
E 350 (207.356) (M 272.988)	Gasolina	RWD	3498	200	272	01.10-12.11	*	*
E 350 CGI (207.357) (M 272.982)	Gasolina	RWD	3498	215	292	01.09-12.11	*	*
E 350 CGI (207.357) (M 272.984)	Gasolina	RWD	3498	215	292	01.09-12.11	*	*
E 350 (207.359) (M 276.957)	Gasolina	RWD	3498	225	306	04.11-12.14	*	*
E 350 4-matic (207.388) (M 276.957)	Gasolina	4WD	3498	225	306	02.13-12.16	*	*
E 400 (207.361) (M 276.850)	Gasolina	RWD	3498	245	333	07.14-12.16	*	*
E 500 (207.373) (M 278.922)	Gasolina	RWD	4663	300	408	09.11-12.16	*	*
E 500 (207.372) (M 273.966)	Gasolina	RWD	5461	285	388	01.09-12.16	*	*
E 220 CDI (207.302) (OM 651.911)	Diesel	RWD	2143	120	163	02.10-12.14	*	*
E 220 CDI / d (207.302, 207.301) (OM 651.911)	Diesel	RWD	2143	125	170	01.10-12.16	*	*
E 220 BlueTEC (207.301) (OM 651.911)	Diesel	RWD	2143	130	177	05.14-12.16	*	*
E 250 CDI / BlueTEC / d (207.403, 207.404) (OM 651.911)	Diesel	RWD	2143	150	204	01.09-12.16	*	*
E 350 CDI (207.322) (OM 642.836)	Diesel	RWD	2987	170	231	01.09-06.11	*	*
E 350 BlueTEC (207.326) (OM 642.838)	Diesel	RWD	2987	185	252	06.13-12.16	*	*
E 350 BlueTEC / d (207.326) (OM 642.838)	Diesel	RWD	2987	190	258	05.14-12.16	*	*
E 350 CDI (207.323) (OM 642.838)	Diesel	RWD	2987	195	265	06.11-06.13	*	*
<b>E-Class IV (W212) 01.09-</b>				<b>Sedán (Executive car-E Segment)</b>				
E 180 (212.040) (M 274.910)	Gasolina	RWD	1595	115	156	08.13-12.15	*	*
E 200 CGI (212.048, 212.148) (M 271.820)	Gasolina	RWD	1796	135	184	08.09-12.15	*	*
E 200 CGI (212.048, 212.148) (M 271.860)	Gasolina	RWD	1796	135	184	08.09-12.15	*	*
E 250 CGI (212.047, 212.147) (M 271.860)	Gasolina	RWD	1796	150	204	01.09-12.15	*	*
E 200 (212.034) (M 274.920)	Gasolina	RWD	1991	135	184	01.13-12.16	*	*
E 250 (212.036) (M 274.920)	Gasolina	RWD	1991	155	211	01.13-12.16	*	*
E 250 (212.052)	Gasolina	RWD	2496	150	204	05.09-12.11	*	*
E 300 (212.054) (M 272.952)	Gasolina	RWD	2996	170	231	01.09-12.13	*	*
E 400 (212.065) (M 276.820)	Gasolina	RWD	2996	245	333	01.13-12.16	*	*
E 400 4-matic (212.067) (M 276.820)	Gasolina	4WD	2996	245	333	01.13-12.16	*	*
E 300 (212.055) (M 276.952)	Gasolina	RWD	3498	185	252	07.11-12.15	*	*
E 300 4-matic (212.080) (M 276.952)	Gasolina	4WD	3498	185	252	07.11-12.15	*	*
E 350 (212.056) (M 272.980)	Gasolina	RWD	3498	200	272	01.09-12.13	*	*
E 350 4-matic (212.087) (M 272.977)	Gasolina	4WD	3498	200	272	01.09-08.11	*	*
E 350 CGI (212.057) (M 272.982)	Gasolina	RWD	3498	215	292	01.09-08.11	*	*
E 350 CGI (212.057) (M 272.983)	Gasolina	RWD	3498	215	292	01.09-08.11	*	*
E 350 (212.059) (M 276.952)	Gasolina	RWD	3498	225	306	09.11-12.15	*	*
E 350 4-matic (212.088) (M 276.952)	Gasolina	4WD	3498	225	306	09.11-12.15	*	*

# LISTA DE APLICACIONES - BUYERS GUIDE

E 400 (212.061) (M 276.850)		Gasolina	RWD	3498	245	333	07.14-12.15	*	*
E 400 4-matic (212.099) (M 276.850)		Gasolina	4WD	3498	245	333	07.14-12.15	*	*
E 500 (212.073) (M 278.922)		Gasolina	RWD	4663	300	408	09.11-12.15	*	*
E 500 4-matic (212.091) (M 278.922)		Gasolina	4WD	4663	300	408	09.11-12.15	*	*
E 500 (212.072) (M 273.971)		Gasolina	RWD	5461	285	388	01.09-12.11	*	*
E 500 4-matic (212.090) (M 273.970)		Gasolina	4WD	5461	285	388	01.09-12.11	*	*
5.5 E 550 V8 17"		Gasolina	FWD	5495	285	388	01.09-	*	*
E 200 NGT (212.041) (M 271.958)		Gasol./Gas (CNG)	RWD	1796	120	163	03.11-12.15	*	*
E 200 NGT (212.035) (M 274.920)		Gasol./Gas (CNG)	RWD	1991	115	156	07.13-12.15	*	*
E 300 Hybrid / BlueTEC Hybrid (212.298) (OM 651.924)		Diesel/eléc.	RWD	2143	150	204	12.11-12.16	*	*
E 200 CDI / BlueTEC (212.205, 212.206) (OM 651.925)		Diesel	RWD	2143	100	136	01.09-12.15	*	*
E 220 CDI (OM 651.924)		Diesel	RWD	2143	120	163	01.09-12.15	*	*
E 220 BlueTEC 4-matic (212.211) (OM 651.924)		Diesel	4WD	2143	125	170	01.15-12.15	*	*
E 220 CDI / BlueTEC (212.202, 212.201) (OM 651.924)		Diesel	RWD	2143	125	170	01.09-12.16	*	*
E 220 BlueTEC (212.001) (OM 651.924)		Diesel	RWD	2143	130	177	05.14-12.15	*	*
E 250 CDI / BlueTEC(212.004) (OM 651.924)		Diesel	RWD	2143	150	204	01.09-12.16	*	*
E 250 CDI / BlueTEC 4-matic (212.282, 212.297) (OM 651.924)		Diesel	4WD	2143	150	204	01.11-12.15	*	*
E 300 CDI (212.020) (OM 642.850)		Diesel	RWD	2987	150	204	12.09-12.10	*	*
E 350 BlueTEC (212.024) (OM 642.850)		Diesel	RWD	2987	155	211	01.09-12.15	*	*
E 350 CDI		Diesel	RWD	2987	157	214	09.10-12.15	*	*
E 300 CDI / BlueTEC (212.227, 212.221) (OM 642.850)		Diesel	RWD	2987	170	231	03.11-12.15	*	*
E 300 CDI / BlueTEC (212.227, 212.221) (OM 642.852)		Diesel	RWD	2987	170	231	03.11-12.15	*	*
E 350 CDI (212.025) (OM 642.850)		Diesel	RWD	2987	170	231	01.09-12.15	*	*
E 350 CDI 4-matic (212.093) (OM 642.856)		Diesel	4WD	2987	170	231	09.09-08.11	*	*
E 350 BlueTEC (OM 642.852)		Diesel	RWD	2987	185	252	01.13-12.15	*	*
E 350 BlueTEC 4-matic (212.294) (OM 642.858)		Diesel	4WD	2987	185	252	01.13-12.15	*	*
E 350 BlueTEC (212.026) (OM 642.852)		Diesel	RWD	2987	190	258	05.14-12.15	*	*
E 350 BlueTEC 4-matic (212.294) (OM 642.858)		Diesel	4WD	2987	190	258	05.14-12.15	*	*
E 350 CDI (212.023) (OM 642.852)		Diesel	RWD	2987	195	265	03.11-12.15	*	*
E 350 CDI 4-matic (212.093) (OM 642.858)		Diesel	4WD	2987	195	265	03.11-12.15	*	*
<b>E-Class IV T-Model (S212) 08.09-</b>					<b>[CAMBIADO]-Break (Executive car-E Segment)</b>				
E 200 CGI (212.248) (M 271.860)		Gasolina	RWD	1796	135	184	11.09-12.16	*	*
E 250 CGI (212.247) (M 271.860)		Gasolina	RWD	1796	150	204	11.09-12.13	*	*
E 200 (212.234) (M 274.920)		Gasolina	RWD	1991	135	184	11.12-12.16	*	*
E 250 (212.236) (M 274.920)		Gasolina	RWD	1991	155	211	11.12-12.16	*	*
E 300 (212.254) (M 272.952)		Gasolina	RWD	2996	170	231	11.09-12.11	*	*
E 400 (212.265) (M 276.820)		Gasolina	RWD	2996	245	333	01.13-12.16	*	*
E 400 4-matic (212.267) (M 276.820)		Gasolina	4WD	2996	245	333	01.13-12.16	*	*
E 300 (212.255) (M 276.952)		Gasolina	RWD	3498	185	252	07.11-12.16	*	*
E 300 4-matic (212.280) (M 276.952)		Gasolina	4WD	3498	185	252	07.11-12.16	*	*
E 350 (212.256) (M 272.980)		Gasolina	RWD	3498	200	272	08.09-12.11	*	*
E 350 4-matic (212.287) (M 272.977)		Gasolina	4WD	3498	200	272	11.09-12.11	*	*
E 350 CGI (212.257) (M 272.983)		Gasolina	RWD	3498	215	292	11.09-12.11	*	*
E 350 (212.259) (M 276.952)		Gasolina	RWD	3498	225	306	09.11-12.14	*	*
E 350 4-matic (212.288) (M 276.952)		Gasolina	4WD	3498	225	306	09.11-12.16	*	*
E 400 (212.261) (M 276.850)		Gasolina	RWD	3498	245	333	07.14-12.16	*	*

# LISTA DE APLICACIONES - BUYERS GUIDE

E 400 4-matic (212.299) (M 276.850)	Gasolina	4WD	3498	245	333	07.14-12.16	*	*
E 500 (212.273) (M 278.922)	Gasolina	RWD	4663	300	408	09.11-12.16	*	*
E 500 4-matic (212.291) (M 278.922)	Gasolina	4WD	4663	300	408	09.11-12.16	*	*
E 500 (212.272) (M 273.971)	Gasolina	RWD	5461	285	388	11.09-12.11	*	*
E 300 Hybrid / BlueTEC Hybrid (212.298) (OM 651.924)	Diesel/el éc.	RWD	2143	150	204	12.11-12.16	*	*
E 200 CDI / BlueTEC (212.205, 212.206) (OM 651.925)	Diesel	RWD	2143	100	136	11.09-12.16	*	*
E 220 CDI (212.202) (OM 651.924)	Diesel	RWD	2143	120	163	08.09-08.14	*	*
E 220 BlueTEC 4-matic (212.211) (OM 651.924)	Diesel	4WD	2143	125	170	12.14-12.16	*	*
E 220 CDI / BlueTEC (212.202, 212.201) (OM 651.924)	Diesel	RWD	2143	125	170	11.09-12.16	*	*
E 220 BlueTEC (OM 651.924)	Diesel	RWD	2143	130	177	05.15-12.16	*	*
E 250 CDI / BlueTEC(212.004) (OM 651.924)	Diesel	RWD	2143	150	204	11.09-12.16	*	*
E 250 CDI / BlueTEC 4-matic (212.282, 212.297) (OM 651.924)	Diesel	4WD	2143	150	204	07.10-12.16	*	*
E 300 CDI (212.220) (OM 642.850)	Diesel	RWD	2987	150	204	12.09-12.10	*	*
E 350 BlueTEC (212.224) (OM 642.850)	Diesel	RWD	2987	155	211	11.09-12.13	*	*
E 300 CDI / BlueTEC (212.227, 212.221) (OM 642.850)	Diesel	RWD	2987	170	231	11.09-12.16	*	*
E 300 CDI / BlueTEC (212.227, 212.221) (OM 642.852)	Diesel	RWD	2987	170	231	11.09-12.16	*	*
E 350 CDI (212.225) (OM 642.850)	Diesel	RWD	2987	170	231	11.09-12.11	*	*
E 350 CDI 4-matic (212.293) (OM 642.856)	Diesel	4WD	2987	170	231	11.09-12.11	*	*
E 350 BlueTEC (OM 642.852)	Diesel	RWD	2987	185	252	11.12-12.16	*	*
E 350 BlueTEC 4-matic (212.294) (OM 642.858)	Diesel	4WD	2987	185	252	11.12-12.16	*	*
E 350 BlueTEC (212.226) (OM 642.852)	Diesel	RWD	2987	190	258	07.14-12.16	*	*
E 350 BlueTEC 4-matic (212.294) (OM 642.852)	Diesel	4WD	2987	190	258	07.14-12.16	*	*
E 350 BlueTEC 4-matic (212.294) (OM 642.858)	Diesel	4WD	2987	190	258	07.14-12.16	*	*
E 350 CDI (212.223) (OM 642.852)	Diesel	RWD	2987	195	265	07.11-12.13	*	*
E 350 CDI 4-matic (212.293) (OM 642.858)	Diesel	4WD	2987	195	265	07.11-12.13	*	*
<b>E-Class V (A238) 06.17-</b>					<b>Cabrio (Executive car-E Segment)</b>			
E 200 (238.442) (M 274.920)	Gasolina	RWD	1991	135	184	06.17-	*	*
E 200 4-matic (238.443) (M 274.920)	Gasolina	4WD	1991	135	184	10.17-	*	*
E 300 (238.448) (M 274.920)	Gasolina	RWD	1991	180	245	06.17-	*	*
E 300 (238.483) (M 264.920)	Gasolina	RWD	1991	190	258	03.19-	*	*
E 400 4-matic (238.466) (M 276.823)	Gasolina	4WD	2996	245	333	06.17-	*	*
E 450 4-matic (238.468) (M 276.823)	Gasolina	4WD	2996	270	367	08.18-	*	*
E 200 EQ Boost (238.480) (M 264.920)	Gasol./el éc.	RWD	1991	145	197	06.19-	*	*
E 200 EQ Boost 4-matic (238.487) (M 264.920)	Gasol./el éc.	4WD	1991	145	197	06.19-	*	*
E 300 EQ Boost (238.483) (M 264.920)	Gasol./el éc.	RWD	1991	190	258	06.19-	*	*
E 350 EQ Boost (238.485) (M 264.920)	Gasol./el éc.	RWD	1991	220	299	10.17-	*	*
E 450 EQ Boost 4-matic (238.459) (M 256.930)	Gasol./el éc.	4WD	2999	270	367	07.20-	*	*
AMG E53 EQ Boost 4-matic+ (238.461) (M 256.930)	Gasol./el éc.	4WD	2999	320	435	05.18-		*
E 300 d 4-matic (238.419)	Diesel/el éc.	4WD	1992	195	265	04.21-	*	*
E 220 d (238.414) (OM 654.920)	Diesel	RWD	1950	120	163	06.17-	*	*
E 220 d (238.414) (OM 654.920)	Diesel	RWD	1950	143	194	06.17-	*	*
E 220 d 4-matic (238.415) (OM 654.920)	Diesel	4WD	1950	143	194	10.17-	*	*
E 300 d (238.418) (OM 654.920)	Diesel	RWD	1950	180	245	05.18-	*	*
E 350 d (238.420) (OM 656.929)	Diesel	RWD	2925	210	286	11.18-	*	*
E 400 d 4-matic (238.423) (OM 656.929)	Diesel	4WD	2925	243	330	07.20-	*	*

# LISTA DE APLICACIONES - BUYERS GUIDE

E 400 d 4-matic (238.423) (OM 656.929)		Diesel	4WD	2925	250	340	08.18-	*	*
E 350 d 4-matic (238.434) (OM 642.873)		Diesel	4WD	2987	190	258	06.17-	*	*
<b>E-Class V (C238) 12.16-</b>					<b>Coupé (Executive car-E Segment)</b>				
E 200 (238.342) (M 274.920)		Gasolina	RWD	1991	135	184	12.16-	*	*
E 200 4-matic (238.343) (M 274.920)		Gasolina	4WD	1991	135	184	06.17-	*	*
E 300 (238.348) (M 274.920)		Gasolina	RWD	1991	180	245	12.16-	*	*
E 300 (238.383) (M 264.920)		Gasolina	RWD	1991	190	258	08.18-	*	*
E 400 4-matic (238.366) (M 276.823)		Gasolina	4WD	2996	245	333	12.16-	*	*
E 450 4-matic (238.368, 238.359) (M 276.823)		Gasolina	4WD	2996	270	367	08.18-	*	*
E 200 EQ Boost (238.380) (M 264.920)		Gasol./el éc.	RWD	1991	145	197	06.19-	*	*
E 200 EQ Boost 4-matic (238.487) (M 264.920)		Gasol./el éc.	4WD	1991	145	197	06.19-	*	*
E 300 EQ Boost (238.383) (M 264.920)		Gasol./el éc.	RWD	1991	190	258	06.19-	*	*
E 350 EQ Boost (238.385) (M 264.920)		Gasol./el éc.	RWD	1991	220	299	10.17-	*	*
E 450 EQ Boost 4-matic (238.459) (M 256.930)		Gasol./el éc.	4WD	2999	270	367	07.20-	*	*
AMG E53 EQ Boost 4-matic+ (238.461) (M 256.930)		Gasol./el éc.	4WD	2999	320	435	05.18-		*
E 300 d 4-matic (238.319)		Diesel/el éc.	4WD	1992	195	265	01.21-	*	*
E 220 d (238.314)		Diesel	RWD	1950	120	163	12.16-	*	*
E 220 d (238.314) (OM 654.920)		Diesel	RWD	1950	143	194	12.16-	*	*
E 220 d 4-matic (238.315) (OM 654.920)		Diesel	4WD	1950	143	194	03.17-	*	*
E 300 d (238.318) (OM 654.920)		Diesel	RWD	1950	180	245	05.18-	*	*
E 350 d (238.320) (OM 656.929)		Diesel	RWD	2925	210	286	11.18-	*	*
E 400 d 4-matic (238.323) (OM 656.929)		Diesel	4WD	2925	243	330	07.20-	*	*
E 400 d 4-matic (238.323) (OM 656.929)		Diesel	4WD	2925	250	340	08.18-	*	*
E 350 d 4-matic (238.334) (OM 642.873)		Diesel	4WD	2987	190	258	06.17-	*	*
<b>E-Class V (W213) 01.16-</b>					<b>Sedán (Executive car-E Segment)</b>				
E 180 (213.076)		Gasolina	RWD	1497	115	156	07.19-10.23	*	*
E 180 (213.040) (M 274.910)		Gasolina	RWD	1595	115	156	01.16-06.19	*	*
E 200 (213.042) (M 274.920)		Gasolina	RWD	1991	135	184	01.16-05.19	*	*
E 200 4-matic (213.043) (M 274.920)		Gasolina	4WD	1991	135	184	07.16-06.19	*	*
E 200 (213.080) (M 264.920)		Gasolina	RWD	1991	145	197	10.18-10.23	*	*
E 250 (213.045) (M 274.920)		Gasolina	RWD	1991	155	211	07.16-10.23	*	*
E 300 (213.048) (M 274.920)		Gasolina	RWD	1991	180	245	07.16-06.20	*	*
E 300 4-matic (213.049)		Gasolina	4WD	1991	180	245	01.16-06.20	*	*
E 300 (213.048, 213.083) (M 274.920)		Gasolina	RWD	1991	190	258	02.19-10.23	*	*
E 300 (213.083) (M 264.920)		Gasolina	RWD	1991	190	258	04.19-10.23	*	*
E 400 4-matic (213.066) (M 276.823)		Gasolina	4WD	2996	245	333	06.16-05.18	*	*
E 450 4-matic (213.068) (M 276.823)		Gasolina	4WD	2996	270	367	08.18-06.20	*	*
AMG E 43 4-matic (213.064) (M 276.823)		Gasolina	4WD	2996	295	401	07.16-05.18	*	*
E 400 4-matic (213.071) (M 276.853)		Gasolina	4WD	3498	245	333	07.16-05.18	*	*
AMG E 63 4-matic+ (213.088) (M 177.980)		Gasolina	4WD	3982	420	571	01.17-11.21		*
AMG E 63 S 4-matic+ (213.289) (M 177.980)		Gasolina	4WD	3982	450	612	01.17-10.23		*
E 200 EQ Boost (213.080) (M 264.920)		Gasol./el éc.	RWD	1991	145	197	06.19-10.23	*	*
E 200 EQ Boost 4-matic (238.487) (M 264.920)		Gasol./el éc.	4WD	1991	145	197	06.19-10.23	*	*
E 350 e (213.050) (M 274.920)		Gasol./el éc.	RWD	1991	155	211	07.16-	*	*
E 300 EQ Boost (213.083) (M 264.920)		Gasol./el éc.	RWD	1991	190	258	06.19-10.23	*	*

# LISTA DE APLICACIONES - BUYERS GUIDE

E 350 e (213.050) (M 274.920)		Gasol./el éc.	RWD	1991	210	286	07.16-06.19	*	*
E 350 EQ Boost (213.085) (M 264.920)		Gasol./el éc.	RWD	1991	220	299	08.18-10.23	*	*
E 300 e (213.053) (M 274.920)		Gasol./el éc.	RWD	1991	235	320	11.18-10.23	*	*
E 300 e 4-matic (213.054) (M 274.920)		Gasol./el éc.	4WD	1991	235	320	07.20-10.23	*	*
E 350 e (213.050) (M 274.920)		Gasol./el éc.	RWD	1991	235	320	09.16-06.19	*	*
E 450 EQ Boost 4-matic (238.459) (M 256.930)		Gasol./el éc.	4WD	2999	270	367	07.20-10.23	*	*
AMG E53 EQ Boost 4-matic+ (238.461) (M 256.930)		Gasol./el éc.	4WD	2999	320	435	04.18-10.23		*
E 300 de (213.016) (OM 654.920)		Diesel/el éc.	RWD	1950	225	306	10.18-10.23	*	*
E 300 de 4-matic (213.011) (OM 654.920)		Diesel/el éc.	4WD	1950	225	306	06.20-08.23	*	*
E 220 d (213.004)		Diesel/el éc.	RWD	1992	147	200	02.22-10.23	*	*
E 220 d 4-matic (213.005)		Diesel/el éc.	4WD	1992	147	200	02.22-10.23	*	*
E 300 d 4-matic (213.019)		Diesel/el éc.	4WD	1992	195	265	01.21-10.23	*	*
E 200 d (213.012) (OM 654.916)		Diesel	RWD	1598	118	160	11.18-08.23	*	*
E 200 d (213.013) (OM 654.920)		Diesel	RWD	1950	110	150	07.16-06.20	*	*
E 220 d (213.004) (OM 654.920)		Diesel	RWD	1950	120	163	01.16-10.23	*	*
E 220 d 4-matic (213.005) (OM 654.920)		Diesel	4WD	1950	120	163	10.16-10.23	*	*
E 220 d (213.004) (OM 654.920)		Diesel	RWD	1950	143	194	01.16-10.23	*	*
E 220 d 4-matic (213.005) (OM 654.920)		Diesel	4WD	1950	143	194	10.16-10.23	*	*
E 300 d (213.008) (OM 654.920)		Diesel	RWD	1950	180	245	12.17-06.20	*	*
E 350 d (213.022) (OM 656.929)		Diesel	RWD	2925	210	286	08.18-06.20	*	*
E 400 d 4-matic (213.023) (OM 656.929)		Diesel	4WD	2925	243	330	06.20-10.23	*	*
E 400 d (213.020) (OM 656.929)		Diesel	RWD	2925	250	340	12.18-06.20	*	*
E 400 d 4-matic (213.023) (OM 656.929)		Diesel	4WD	2925	250	340	04.18-10.23	*	*
E 350 d (213.033) (OM 642.855)		Diesel	RWD	2987	190	258	01.16-05.18	*	*
E 350 d 4-matic (213.034) (OM 642.873)		Diesel	4WD	2987	190	258	06.17-05.18	*	*
<b>E-Class V All-Terrain (S213) 01.17-</b>					<b>[CAMBIADO]:Break (Executive car-E Segment)</b>				
E 200 EQ Boost (213.279) (M 264.920)		Gasol./el éc.	4WD	1991	145	197	08.20-08.23	*	*
E 450 EQ Boost (213.260) (M 256.930)		Gasol./el éc.	4WD	2999	270	367	08.20-08.23	*	*
E 220 d 4-matic (213.205)		Diesel/el éc.	4WD	1992	147	200	02.22-10.23	*	*
E 220 d 4-matic (213.217) (OM 654.920)		Diesel	4WD	1950	143	194	01.17-10.23	*	*
E 400 d 4-matic (213.227) (OM 656.929)		Diesel	4WD	2925	243	330	07.20-10.23	*	*
E 400 d 4-matic (213.227) (OM 656.929)		Diesel	4WD	2925	250	340	08.18-10.23	*	*
E 350 d 4-matic (213.237) (OM 642.873)		Diesel	4WD	2987	190	258	06.17-05.18	*	*
<b>E-Class V T-Model (S213) 07.16-</b>					<b>[CAMBIADO]:Break (Executive car-E Segment)</b>				
E 200 (213.242) (M 274.920)		Gasolina	RWD	1991	135	184	07.16-06.20	*	*
E 200 4-matic (213.243) (M 274.920)		Gasolina	4WD	1991	135	184	01.17-06.19	*	*
E 250 (213.245) (M 274.920)		Gasolina	RWD	1991	155	211	07.16-11.18	*	*
E 450 4-matic (213.268) (M 276.823)		Gasolina	4WD	2996	270	367	08.18-06.20	*	*
AMG E 43 4-matic (213.264) (M 276.823)		Gasolina	4WD	2996	295	401	10.16-05.18	*	*
E 400 4-matic (213.271) (M 276.853)		Gasolina	4WD	3498	245	333	10.16-05.18	*	*
AMG E 63 4-matic+ (213.288) (M 177.980)		Gasolina	4WD	3982	420	571	05.17-10.23		*
AMG E 63 S 4-matic+ (213.289) (M 177.980)		Gasolina	4WD	3982	450	612	05.17-10.23		*
E 200 EQ Boost (213.280) (M 264.920)		Gasol./el éc.	RWD	1991	145	197	06.19-10.23	*	*

# LISTA DE APLICACIONES - BUYERS GUIDE

E 200 EQ Boost 4-matic (238.487) (M 264.920)		Gasol./el éc.	4WD	1991	145	197	06.19-10.23	*	*
E 300 EQ Boost (213.283) (M 264.920)		Gasol./el éc.	RWD	1991	190	258	06.19-10.23	*	*
E 300 e (213.253) (M 274.920)		Gasol./el éc.	RWD	1991	235	320	06.20-08.23	*	*
E 450 EQ Boost (213.259) (M 256.930)		Gasol./el éc.	4WD	2999	270	367	08.20-08.23	*	*
AMG E53 EQ Boost 4-matic+ (238.461) (M 256.930)		Gasol./el éc.	4WD	2999	320	435	04.18-10.23		*
E 300 de (213.216) (OM 654.920)		Diesel/el éc.	RWD	1950	225	306	10.18-10.23	*	*
E 300 de 4-matic (213.211) (OM 654.920)		Diesel/el éc.	4WD	1950	225	306	08.20-08.23	*	*
E 220 d (213.204)		Diesel/el éc.	RWD	1992	147	200	02.22-10.23	*	*
E 220 d 4-matic (213.205)		Diesel/el éc.	4WD	1992	147	200	02.22-10.23	*	*
E 300 d 4-matic (213.219)		Diesel/el éc.	4WD	1992	195	265	01.21-10.23	*	*
E 200 d (213.212) (OM 654.916)		Diesel	RWD	1597	118	160	11.18-08.23	*	*
E 200 d (213.213) (OM 654.920)		Diesel	RWD	1950	110	150	10.16-06.19	*	*
E 220 d (213.204) (OM 654.920)		Diesel	RWD	1950	120	163	07.16-10.23	*	*
E 220 d (213.204) (OM 654.920)		Diesel	RWD	1950	143	194	07.16-10.23	*	*
E 220 d 4-matic (213.205) (OM 654.920)		Diesel	4WD	1950	143	194	01.17-10.23	*	*
E 300 d (213.208) (OM 654.920)		Diesel	RWD	1950	180	245	12.17-06.20	*	*
E 350 d (213.222) (OM 656.929)		Diesel	RWD	2925	210	286	08.18-06.20	*	*
E 400 d 4-matic (213.223) (OM 656.929)		Diesel	4WD	2925	243	330	07.20-10.23	*	*
E 400 d (213.220) (OM 656.929)		Diesel	RWD	2925	250	340	02.19-06.20	*	*
E 400 d 4-matic (213.223) (OM 656.929)		Diesel	4WD	2925	250	340	04.18-10.23	*	*
E 350 d (213.233) (OM 642.855)		Diesel	RWD	2987	190	258	10.16-05.18	*	*
E 350 d 4-matic (213.234) (OM 642.873)		Diesel	4WD	2987	190	258	06.17-05.18		*
<b>E-Class VI (W214) 07.23-</b>					<b>Sedán (Executive car-E Segment)</b>				
E 180 (214.041)		Gasol./el éc.	RWD	1496	125	170	07.23-		*
E 200 (214.050)		Gasol./el éc.	RWD	1999	150	204	07.23-		*
E 200 4-matic (214.051)		Gasol./el éc.	4WD	1999	150	204	07.23-		*
E 300 e (214.054)		Gasol./el éc.	RWD	1999	230	313	07.23-		*
E 300 e 4-matic (214.056)		Gasol./el éc.	4WD	1999	230	313	07.23-		*
E 400 e 4-matic (214.055)		Gasol./el éc.	4WD	1999	280	381	07.23-		*
E 450 4-matic (214.061)		Gasol./el éc.	4WD	2999	280	381	10.23-		*
E 220 d (214.004)		Diesel/el éc.	RWD	1992	145	197	07.23-		*
E 220 d 4-matic (214.005)		Diesel/el éc.	4WD	1992	145	197	07.23-		*
E 300 de (214.008)		Diesel/el éc.	RWD	1992	230	313	10.23-		*
E 300 de 4-matic (214.009)		Diesel/el éc.	4WD	1992	230	313	10.23-		*
E 450 d 4-matic (214.023)		Diesel/el éc.	4WD	2989	270	367	10.23-		*
<b>E-Class VI All-Terrain (S214) 10.23-</b>					<b>[CAMBIADO]:Break (Executive car-E Segment)</b>				
E 450 4-matic (214.265)		Gasol./el éc.	4WD	2999	280	381	10.23-		*
E 220 d 4-matic (214.214)		Diesel/el éc.	4WD	1992	145	197	10.23-		*
E 300 de 4-matic (214.219)		Diesel/el éc.	4WD	1992	230	313	10.23-		*

# LISTA DE APLICACIONES - BUYERS GUIDE

E-Class VI T-Model (S214) 07.23-					[CAMBIADO]:Break (Executive car-E Segment)			
E 200 (214.250)		Gasol./el éc.	RWD	1999	150	204	07.23-	*
E 300 e (214.254)		Gasol./el éc.	RWD	1999	230	313	07.23-	*
E 220 d (214.204)		Diesel/el éc.	RWD	1992	145	197	06.23-	*
E 220 d 4-matic (214.205)		Diesel/el éc.	4WD	1992	145	197	10.23-	*
E 300 de (214.208)		Diesel/el éc.	RWD	1992	230	313	10.23-	*
E 300 de 4-matic (214.209)		Diesel/el éc.	4WD	1992	230	313	10.23-	*
EQA (H243) 02.21-					SUV (Compact Crossover CUV-C Segment)			
EQA 250 (243.701)		Eléctrico	FWD		140	190	02.21-	*
EQA 250+ (243.702)		Eléctrico	FWD		140	190	03.22-	*
EQA 300 4-matic (243.708, 243.709)		Eléctrico	4WD		168	228	05.21-	*
EQA 350 4-matic (243.713)		Eléctrico	4WD		215	292	05.21-	*
EQB (X243) 09.21-					SUV (Luxury Crossover CUV-J Segment)			
EQB 250 (243.601)		Eléctrico	FWD		140	190	02.22-	*
EQB 300 4-matic (243.608, 243.609)		Eléctrico	4WD		168	228	12.21-	*
EQB 350 4-matic (243.613)		Eléctrico	4WD		215	292	12.21-08.24	*
EQC (N293) 05.19-					SUV (Compact SUV-J Segment)			
EQC 400 4-matic (293.890) (EM 780.998)		Eléctrico	4WD		300	408	05.19-07.23	* *
EQE (V295) 02.22-					Sedán (Executive car-E Segment)			
EQE 300 (295.111)		Eléctrico	RWD		180	245	07.22-	* *
EQE 350 (295.125)		Eléctrico	RWD		215	292	07.22-	* *
EQE 350+ (295.121)		Eléctrico	RWD		215	292	02.22-	* *
EQE 350 4-matic (295.112)		Eléctrico	4WD		215	292	07.22-	* *
EQE 500 4-matic (295.122)		Eléctrico	4WD		300	408	07.22-	* *
EQE 53 AMG 4-matic+ (295.153)		Eléctrico	4WD		460	625	07.22-	* *
EQE 53 AMG 4-matic+ (295.153)		Eléctrico	4WD		505	687	07.22-	* *
EQE SUV (X294) 12.22-					SUV (Compact Crossover SUV-C Segment)			
EQE 300 (294.611)		Eléctrico	RWD		180	245	03.23-	* *
EQE 350+ (294.621)		Eléctrico	RWD		215	292	12.22-	* *
EQE 350 4-matic (294.612)		Eléctrico	4WD		215	292	12.22-	* *
EQE 500 4-matic (294.622)		Eléctrico	4WD		300	408	12.22-	* *
EQE 43 AMG 4-matic (294.632)		Eléctrico	4WD		350	476	12.22-	*
EQE 53 AMG 4-matic+ (294.653)		Eléctrico	4WD		460	625	08.23-	*
EQS (V297) 08.21-					[CAMBIADO]:Fastback (Luxury car-F Segment)			
EQS 450+ (297.123)		Eléctrico	RWD		245	333	08.21-	* *
EQS 450+ (297.123)		Eléctrico	RWD		265	360	05.23-	* *
EQS 450 4-matic (297.124)		Eléctrico	4WD		265	360	05.22-	* *
EQS 500 4-matic (297.134)		Eléctrico	4WD		330	449	05.22-	* *
EQS 53 AMG 4-matic+ (297.155)		Eléctrico	4WD		484	658	12.21-	* *
EQS 53 AMG Dynamic Plus 4-matic+ (297.155)		Eléctrico	4WD		560	761	12.21-	* *
EQS SUV (X296) 10.22-					SUV (Compact Crossover SUV-C Segment)			
450+ (296.623)		Eléctrico	RWD		265	360	10.22-	* *
450 4-matic (296.624)		Eléctrico	4WD		265	360	10.22-	* *
EQS 500 4-matic (296.634)		Eléctrico	4WD		330	449	12.22-	* *



# LISTA DE APLICACIONES - BUYERS GUIDE

580 4-matic (296.644)		Eléctrico	4WD		400	544	10.22-	*	*
680 Maybach 4-matic (296.955)		Eléctrico	4WD		484	658	09.23-	*	*
<b>G-Class (W463) 09.89-</b>					<b>Closed SUV (Luxury Crossover SUV-J Segment)</b>				
G 500 (463.234, 463.239) (M 176.980)		Gasolina	4WD	3982	310	422	06.15-04.18	*	
G 500 (463.249) (M 113.962)		Gasolina	4WD	4966	215	292	09.04-12.05	*	
G 500 (463.222, 463.236, 463.237, 463.242) (M 273.963)		Gasolina	4WD	5461	285	388	05.08-08.15	*	
G 500 (463.222, 463.236, 463.237, 463.242) (M 273.969)		Gasolina	4WD	5461	285	388	05.08-08.15	*	
G 65 AMG (M 279.982)		Gasolina	4WD	5980	450	612	05.12-04.18	*	
G 350 CDI (463.306, 463.340, 463.341, 463.346) (OM 642.970)		Diesel	4WD	2987	165	224	06.09-12.11	*	
<b>G-Class (W461) 09.89-</b>					<b>Closed SUV (Off-Road SUV-J Segment)</b>				
G 500 (463.260, 463.261) (M 176.980)		Gasolina	4WD	3982	310	422	01.18-	*	
AMG G 63 4x4 <sup>2</sup> (463.280)		Gasolina	4WD	3982	430	585	10.22-		*
G 270 CDI (OM 612.966)		Diesel	4WD	2685	115	156	01.03-12.06	*	
G 350 d 4-matic (463.349)		Diesel	4WD	2925	183	249	05.19-02.22	*	*
G 350 d 4-matic (463.349) (OM 656.929)		Diesel	4WD	2925	210	286	01.19-11.22	*	*
G 400 d 4-matic (463.350) (OM 656.929)		Diesel	4WD	2925	243	330	07.19-	*	*
G 280 CDI (461.304, 461.334, 461.339, 461.344, 461.390) (OM 642.884)		Diesel	4WD	2987	135	184	04.09-	*	
G 280 CDI (461.304, 461.334, 461.339, 461.344, 461.390) (OM 642.975)		Diesel	4WD	2987	135	184	04.09-	*	
G 300 CDI (461.333) (OM 642.884)		Diesel	4WD	2987	135	184	04.10-07.23	*	
<b>GLA-Class (X156) 12.13-</b>					<b>SUV (Compact SUV-J Segment)</b>				
GLA 200		Gasolina	FWD	1595	85	115	08.14-	*	
GLA 180 (156.942) (M 270.910)		Gasolina	FWD	1595	90	122	02.15-12.19	*	
GLA 200 (156.943) (M 270.910)		Gasolina	FWD	1595	110	150	07.18-12.19	*	
GLA 200 (156.943) (M 270.910)		Gasolina	FWD	1595	115	156	12.13-12.19	*	
GLA 200 (156.945) (M 270.920)		Gasolina	FWD	1991	135	184	09.14-12.19	*	
GLA 220 4-matic (156.947) (M 270.920)		Gasolina	4WD	1991	135	184	01.17-12.19	*	
GLA 250 (156.944) (M 270.920)		Gasolina	FWD	1991	155	211	12.13-12.19		*
GLA 250 4-matic (156.946) (M 270.920)		Gasolina	4WD	1991	155	211	12.13-12.19	*	
GLA 45 AMG 4-matic (156.952) (M 133.980)		Gasolina	4WD	1991	265	360	05.14-06.19	*	
AMG GLA 45 4-matic (156.952) (M 133.980)		Gasolina	4WD	1991	280	381	07.15-06.19	*	
GLA 250 Flex (156.944) (M 270.920)		Gasol./Etanol	FWD	1991	155	211	01.15-12.19	*	
GLA 180 CDI / d (156.912) (OM 607.951)		Diesel	FWD	1461	80	109	07.14-05.18	*	
GLA 200 CDI / d (156.908) (OM 651.930)		Diesel	FWD	2143	100	136	12.13-12.19	*	
GLA 200 CDI 4-matic (156.902) (OM 651.930)		Diesel	4WD	2143	100	136	12.13-05.19	*	
GLA 220 CDI / d (156.903) (OM 651.930)		Diesel	FWD	2143	120	163	12.13-05.19	*	
GLA 220 CDI / d 4-matic (156.905) (OM 651.930)		Diesel	4WD	2143	120	163	12.13-12.19	*	
GLA 220 CDI (156.903) (OM 651.930)		Diesel	FWD	2143	125	170	12.13-05.19	*	
GLA 220 CDI 4-matic (156.905) (OM 651.930)		Diesel	4WD	2143	125	170	12.13-12.19	*	
GLA 220 d (156.903) (OM 651.930)		Diesel	FWD	2143	130	177	07.15-05.19	*	
GLA 220 d 4-matic (156.905) (OM 651.930)		Diesel	4WD	2143	130	177	07.15-12.19	*	
<b>GLA-Class II (H247) 02.20-</b>					<b>SUV (Compact SUV-J Segment)</b>				
GLA 180 (247.784) (M 282.914)		Gasolina	FWD	1332	100	136	07.20-	*	
GLA 200 (247.787) (M 282.914)		Gasolina	FWD	1332	120	163	02.20-	*	
GLA 200 4-matic (247.788) (M 282.914)		Gasolina	4WD	1332	120	163	10.20-	*	
GLA 250 (247.746) (M 260.920)		Gasolina	FWD	1991	165	224	02.20-	*	
GLA 250 4-matic (247.747) (M 260.920)		Gasolina	4WD	1991	165	224	02.20-	*	
AMG GLA 35 4-matic (247.751) (M 260.920)		Gasolina	4WD	1991	225	306	06.20-	*	

# LISTA DE APLICACIONES - BUYERS GUIDE

AMG GLA 45 4-matic+ (247.753) (M 139.980)		Gasolina	4WD	1991	285	387	06.20-	*
AMG GLA 45 S 4-matic+ (247.754) (M 139.980)		Gasolina	4WD	1991	310	421	06.20-	*
GLA 200 Mild-Hybrid (247.787)		Gasol./el éc.	FWD	1332	120	163	03.23-	*
GLA 250 e (247.785)		Gasol./el éc.	FWD	1332	160	218	03.23-	*
GLA 250 e (247.786) (M 282.914)		Gasol./el éc.	FWD	1332	160	218	06.20-	*
GLA 220 Mild-Hybrid 4-matic (247.745)		Gasol./el éc.	4WD	1991	140	190	03.23-	*
GLA 250 Mild-Hybrid 4-matic (247.747)		Gasol./el éc.	4WD	1991	165	224	03.23-	*
AMG GLA 35 Mild Hybrid 4-matic (247.751)		Gasol./el éc.	4WD	1991	225	306	03.23-	*
GLA 180 d (247.710) (OM 654.920)		Diesel	FWD	1950	85	116	03.20-	*
GLA 200 d (247.712) (OM 654.920)		Diesel	FWD	1950	110	150	02.20-	*
GLA 200 d 4-matic (247.713) (OM 654.920)		Diesel	4WD	1950	110	150	02.20-	*
GLA 220 d (247.714) (OM 654.920)		Diesel	FWD	1950	140	190	02.20-	*
GLA 220 d 4-matic (247.715) (OM 654.920)		Diesel	4WD	1950	140	190	02.20-	*
<b>GLB-CLASS (X247) 07.19-</b>					<b>SUV (Compact SUV-J Segment)</b>			
GLB 200 (247.687) (M 282.914)		Gasolina	FWD	1332	120	163	08.19-	*
GLB 200 4-matic (247.688) (M 282.914)		Gasolina	4WD	1332	120	163	12.19-03.23	*
GLB 250 (247.646) (M 260.920)		Gasolina	FWD	1991	165	224	12.19-	*
GLB 250 4-matic (247.647) (M 260.920)		Gasolina	4WD	1991	165	224	08.19-	*
AMG GLB 35 4-matic (247.651) (M 260.920)		Gasolina	4WD	1991	225	306	08.19-	*
GLB 200 Mild-Hybrid (247.687)		Gasol./el éc.	FWD	1332	120	163	03.23-	*
GLB 220 Mild-Hybrid 4-matic (247.645)		Gasol./el éc.	4WD	1991	140	190	03.23-	*
GLB 250 Mild-Hybrid 4-matic (247.647)		Gasol./el éc.	4WD	1991	165	224	03.23-	*
AMG GLB 35 Mild Hybrid 4-matic (247.651)		Gasol./el éc.	4WD	1991	225	306	03.23-	*
GLB 180 d (247.610) (OM 654.920)		Diesel	FWD	1950	85	116	08.19-	*
GLB 200 d (247.612) (OM 654.920)		Diesel	FWD	1950	110	150	08.19-	*
GLB 200 d 4-matic (247.613) (OM 654.920)		Diesel	4WD	1950	110	150	08.19-	*
GLB 220 d (247.614) (OM 654.920)		Diesel	FWD	1950	140	190	12.19-	*
GLB 220 d 4-matic (247.615) (OM 654.920)		Diesel	4WD	1950	140	190	08.19-	*
<b>GLC-Class (X253) 06.15-</b>					<b>SUV (Luxury Crossover SUV-J Segment)</b>			
F-CELL (253.992, 253.993)		Hidrógen o	RWD		80	109	10.18-04.20	* *
F-CELL (253.992, 253.993)		Hidrógen o	RWD		155	211	10.18-04.20	* *
200 (253.342) (M 274.920)		Gasolina	RWD	1991	135	184	06.16-04.19	* *
200 (253.942) (M 274.920)		Gasolina	RWD	1991	135	184	06.16-04.19	* *
260 4-matic (253.381) (M 264.920)		Gasolina	4WD	1991	145	197	11.19-03.23	* *
250 4-matic (253.346) (M 274.920)		Gasolina	4WD	1991	155	211	06.16-04.19	* *
250 4-matic (253.946) (M 274.920)		Gasolina	4WD	1991	155	211	06.15-04.19	* *
300 4-matic (253.949)		Gasolina	4WD	1991	177	241	07.15-04.19	* *
300 (253.948) (M 274.920)		Gasolina	RWD	1991	180	245	01.16-04.19	* *
300 4-matic (253.349) (M 274.920)		Gasolina	4WD	1991	180	245	10.16-04.19	* *
300 4-matic (253.949) (M 274.920)		Gasolina	4WD	1991	180	245	07.15-04.19	* *
300 4-matic (253.384) (M 264.920)		Gasolina	4WD	1991	190	258	11.19-03.23	* *
AMG 43 4-matic (253.364) (M 276.823)		Gasolina	4WD	2996	270	367	10.16-08.19	* *
AMG 43 4-matic (253.964) (M 276.823)		Gasolina	4WD	2996	270	367	04.16-08.19	* *
AMG 43 4-matic (253.364) (M 276.823)		Gasolina	4WD	2996	287	390	08.19-03.23	* *
AMG 43 4-matic (253.964) (M 276.823)		Gasolina	4WD	2996	287	390	08.19-06.22	* *

# LISTA DE APLICACIONES - BUYERS GUIDE

250 CNG 4-matic (253.946) (M 274.920)		Gasol./Gas (CNG)	4WD	1991	155	211	06.15-04.19	*	*
250 Flexfuel 4-matic (253.946) (M 274.920)		Gasol./Etanol	4WD	1991	155	211	06.15-04.19	*	*
200 4-matic (253.343)		Gasol./eléc.	4WD	1991	145	197	01.17-05.19	*	*
200 4-matic (253.943)		Gasol./eléc.	4WD	1991	145	197	01.16-12.18	*	*
200 EQ Boost (253.380) (M 264.920)		Gasol./eléc.	RWD	1991	145	197	04.19-03.23	*	*
200 EQ Boost (253.980) (M 264.920)		Gasol./eléc.	RWD	1991	145	197	04.19-06.22	*	*
200 EQ Boost 4-matic (253.981) (M 264.920)		Gasol./eléc.	4WD	1991	145	197	04.19-06.22	*	*
200 EQ Boost 4-matic (253.981) (M 264.920)		Gasol./eléc.	4WD	1991	145	197	04.19-03.23	*	*
350 e 4-matic (253.954) (M 274.920)		Gasol./eléc.	4WD	1991	155	211	01.16-04.19	*	*
300 4-matic (253.349)		Gasol./eléc.	4WD	1991	190	258	11.16-05.19	*	*
300 4-matic (253.949)		Gasol./eléc.	4WD	1991	190	258	09.15-05.19	*	*
300 EQ Boost 4-matic (253.984) (M 264.920)		Gasol./eléc.	4WD	1991	190	258	04.19-06.22	*	*
300 EQ Boost 4-matic (253.984) (M 264.920)		Gasol./eléc.	4WD	1991	190	258	04.19-03.23	*	*
300 e 4-matic (253.353)		Gasol./eléc.	4WD	1991	235	320	11.19-03.23	*	*
300 e 4-matic (253.953) (M 274.920)		Gasol./eléc.	4WD	1991	235	320	11.19-06.22	*	*
350 e 4-matic (253.354) (M 274.920)		Gasol./eléc.	4WD	1991	235	320	10.16-04.19	*	*
350 e 4-matic (253.954) (M 274.920)		Gasol./eléc.	4WD	1991	235	320	01.16-04.19	*	*
300 de 4-matic (253.311) (OM 654.920)		Diesel/eléc.	4WD	1950	225	306	05.20-03.23	*	*
300 de 4-matic (253.911) (OM 654.920)		Diesel/eléc.	4WD	1950	225	306	05.20-06.22	*	*
200 d (253.313) (OM 654.920)		Diesel	RWD	1950	120	163	04.19-08.21	*	*
200 d (253.913) (OM 654.920)		Diesel	RWD	1950	120	163	04.19-06.22	*	*
200 d 4-matic (253.316) (OM 654.920)		Diesel	4WD	1950	120	163	04.19-03.23	*	*
200 d 4-matic (253.916) (OM 654.920)		Diesel	4WD	1950	120	163	04.19-06.22	*	*
220 d (253.914) (OM 654.920)		Diesel	RWD	1950	143	194	04.19-06.22	*	*
220 d 4-matic (253.315) (OM 654.920)		Diesel	4WD	1950	143	194	04.19-03.23	*	*
220 d 4-matic (253.915) (OM 654.920)		Diesel	4WD	1950	143	194	04.19-06.22	*	*
300 d 4-matic (253.319) (OM 654.920)		Diesel	4WD	1950	180	245	04.19-03.23	*	*
300 d 4-matic (253.919) (OM 654.920)		Diesel	4WD	1950	180	245	04.19-06.22	*	*
220 d 4-matic (253.303, 253.305) (OM 651.921)		Diesel	4WD	2143	120	163	06.16-04.19	*	*
220 d 4-matic (253.905, 253.903) (OM 651.921)		Diesel	4WD	2143	120	163	06.15-04.19	*	*
220 d 4-matic (253.303, 253.305) (OM 651.921)		Diesel	4WD	2143	125	170	06.16-04.19	*	*
220 d 4-matic (253.905, 253.903) (OM 651.921)		Diesel	4WD	2143	125	170	06.15-04.19	*	*
250 d 4-matic (253.309) (OM 651.921)		Diesel	4WD	2143	150	204	06.16-04.19	*	*
250 d 4-matic (253.909) (OM 651.921)		Diesel	4WD	2143	150	204	06.15-04.19	*	*
400 d 4-matic (253.323) (OM 656.929)		Diesel	4WD	2925	243	330	08.19-03.23	*	*
400 d 4-matic (253.923) (OM 656.929)		Diesel	4WD	2925	243	330	08.19-06.22	*	*
350 d 4-matic (253.325) (OM 642.873)		Diesel	4WD	2987	190	258	10.16-04.19	*	*
350 d 4-matic (253.925) (OM 642.873)		Diesel	4WD	2987	190	258	10.16-04.19	*	*
<b>GLC-Class II (C254) 06.22-</b>					<b>SUV (Luxury Crossover SUV-J Segment)</b>				
AMG 43 4-matic (254.687)		Gasol./eléc.	4WD	1991	310	421	07.23-	*	*
AMG 63S E Performance 4-matic (254.680)		Gasol./eléc.	4WD	1991	500	680	09.23-		*

# LISTA DE APLICACIONES - BUYERS GUIDE

AMG 63S E Performance 4-matic (254.680)		Gasol./el éc.	4WD	1991	500	680	07.23-		*
200 4-matic (254.351)		Gasol./el éc.	4WD	1999	150	204	07.23-	*	*
200 4-matic (254.651)		Gasol./el éc.	4WD	1999	150	204	06.22-	*	*
300 4-matic (254.347)		Gasol./el éc.	4WD	1999	190	258	07.23-	*	*
300 4-matic (254.647)		Gasol./el éc.	4WD	1999	190	258	06.22-	*	*
300e 4-matic (254.356)		Gasol./el éc.	4WD	1999	230	313	07.23-	*	*
300e 4-matic (254.656)		Gasol./el éc.	4WD	1999	230	313	09.22-	*	*
400e 4-matic (254.355)		Gasol./el éc.	4WD	1999	280	381	07.23-	*	*
400e 4-matic (254.655)		Gasol./el éc.	4WD	1999	280	381	09.22-	*	*
220d 4-matic (254.305)		Diesel/el éc.	4WD	1992	145	197	07.23-	*	*
220d 4-matic (254.605)		Diesel/el éc.	4WD	1992	145	197	09.22-	*	*
300d 4-matic (254.307)		Diesel/el éc.	4WD	1992	198	269	07.23-	*	*
300d 4-matic (254.607)		Diesel/el éc.	4WD	1992	198	269	09.22-	*	*
300de 4-matic (254.309)		Diesel/el éc.	4WD	1992	245	333	07.23-	*	*
300de 4-matic (254.609)		Diesel/el éc.	4WD	1992	245	333	09.22-	*	*
450d 4-matic (254.323)		Diesel/el éc.	4WD	2989	270	367	10.23-	*	*
450d 4-matic (254.623)		Diesel/el éc.	4WD	2989	270	367	10.23-	*	*
<b>GL-Class II (X166) 07.12-</b>					<b>SUV (Luxury Crossover SUV-J Segment)</b>				
GL 450 4-matic		Gasolina	4WD	2996	270	367	09.14-10.15		*
GL 500 4-matic (166.871) (M 278.912)		Gasolina	4WD	3996	310	422	04.15-12.15		*
GL 500 4-matic (166.873) (M 278.928)		Gasolina	4WD	4663	300	408	07.14-10.15		*
GL 63 AMG 4-matic (166.874) (M 157.982)		Gasolina	4WD	5461	400	544	07.12-10.15		*
GL 350 CDI / BlueTEC 4-matic (166.824)		Diesel	4WD	2987	179	243	07.12-10.15		*
GL 350 CDI / BlueTEC 4-matic (166.824) (OM 642.826)		Diesel	4WD	2987	183	249	07.12-10.15		*
<b>GLE-Class (C292) 03.15-</b>					<b>SUV (Executive SUV-J Segment)</b>				
320 4-matic (166.062) (M 276.821)		Gasolina	4WD	2996	200	272	10.15-10.18		*
400 4-matic (166.056) (M 276.821)		Gasolina	4WD	2996	245	333	04.15-10.18		*
400 4-matic (166.056) (M 276.825)		Gasolina	4WD	2996	245	333	04.15-10.18		*
400 4-matic (292.356) (M 276.821)		Gasolina	4WD	2996	245	333	03.15-10.19		*
400 4-matic (292.356) (M 276.825)		Gasolina	4WD	2996	245	333	03.15-10.19		*
450 AMG 4-matic (166.064) (M 276.821)		Gasolina	4WD	2996	270	367	10.15-10.18		*
450 AMG 4-matic (292.364) (M 276.821)		Gasolina	4WD	2996	270	367	03.15-10.19		*
AMG 43 4-matic (166.064) (M 276.821)		Gasolina	4WD	2996	270	367	05.16-10.18		*
AMG 43 4-matic (292.364) (M 276.821)		Gasolina	4WD	2996	270	367	05.16-10.19		*
AMG 43 4-matic (166.064) (M 276.821)		Gasolina	4WD	2996	287	390	06.17-10.18		*
AMG 43 4-matic (292.364) (M 276.821)		Gasolina	4WD	2996	287	390	06.17-10.19		*
350 (166.058)		Gasolina	RWD	3498	225	306	11.15-10.18		*
500 (166.073)		Gasolina	FWD	4663	300	408	04.15-		*
500 4-matic (166.073) (M 278.928)		Gasolina	4WD	4663	320	435	04.15-10.18		*
500 4-matic (166.073) (M 278.928)		Gasolina	4WD	4663	335	456	10.15-10.18		*
500 4-matic (292.373) (M 278.928)		Gasolina	4WD	4663	335	456	10.15-10.19		*
AMG 63 4-matic (166.074) (M 157.982)		Gasolina	4WD	5461	386	525	04.15-05.17		*

# LISTA DE APLICACIONES - BUYERS GUIDE

AMG 63 4-matic (166.074) (M 157.982)		Gasolina	4WD	5461	410	557	04.15-10.18		*
AMG 63 4-matic (292.374) (M 157.982)		Gasolina	4WD	5461	410	557	03.15-10.19		*
AMG 63 S 4-matic (166.075) (M 157.982)		Gasolina	4WD	5461	430	585	04.15-10.18		*
AMG 63 S 4-matic (292.375) (M 157.982)		Gasolina	4WD	5461	430	585	03.15-10.19		*
500 e 4-matic (166.063) (M 276.821)		Gasol./el éc.	4WD	2996	245	333	04.15-10.18		*
500 e 4-matic (166.063) (M 276.821)		Gasol./el éc.	4WD	2996	325	442	04.15-10.18		*
250 d (166.006) (OM 651.960)		Diesel	RWD	2143	150	204	04.15-10.18		*
250 d 4-matic (166.004) (OM 651.960)		Diesel	4WD	2143	150	204	04.15-10.18		*
350 d 4-matic (166.024) (OM 642.826)		Diesel	4WD	2987	183	249	04.15-10.18		*
350 d 4-matic (292.324) (OM 642.826)		Diesel	4WD	2987	183	249	01.17-10.19		*
350 d 4-matic (166.024) (OM 642.826)		Diesel	4WD	2987	190	258	04.15-10.18		*
350 d 4-matic (292.323, 292.324) (OM 642.824)		Diesel	4WD	2987	190	258	03.15-10.19		*
350 d 4-matic (292.323, 292.324) (OM 642.826)		Diesel	4WD	2987	190	258	03.15-10.19		*
<b>GLE-Class II (V167) 10.18-</b>					<b>SUV (Executive SUV-J Segment)</b>				
GLE 350 (167.148) (M 264.920)		Gasolina	RWD	1991	190	258	04.19-	*	*
GLE 350 4-matic (167.149)		Gasolina	4WD	1991	190	258	04.19-	*	*
GLE 350 4-matic (167.349)		Gasolina	4WD	1991	190	258	09.20-	*	*
GLE 350 e 4-matic (167.154) (M 274.920)		Gasol./el éc.	4WD	1991	245	333	06.20-03.23	*	*
GLE 350 e 4-matic (167.354) (M 274.920)		Gasol./el éc.	4WD	1991	245	333	06.20-03.23	*	*
GLE 350 EQ Boost 4-matic (167.145)		Gasol./el éc.	4WD	1999	190	258	07.23-	*	*
GLE 400 e 4-matic (167.146)		Gasol./el éc.	4WD	1999	280	381	03.23-	*	*
GLE 400 e 4-matic (167.346)		Gasol./el éc.	4WD	1999	280	381	03.23-	*	*
GLE 450 EQ Boost 4-matic (167.359) (M 256.925)		Gasol./el éc.	4WD	2498	270	367	09.20-	*	*
GLE 450 EQ Boost 4-matic (167.359) (M 256.930)		Gasol./el éc.	4WD	2999	270	367	10.18-	*	*
GLE 450 EQ Boost 4-matic (167.359) (M 256.930)		Gasol./el éc.	4WD	2999	270	367	02.20-	*	*
GLE 450 4-matic (167.159)		Gasol./el éc.	4WD	2999	280	381	03.23-	*	*
AMG GLE 53 EQ Boost 4-matic+ (167.361) (M 256.930)		Gasol./el éc.	4WD	2999	320	435	04.19-	*	*
AMG GLE 53 EQ Boost 4-matic+ (167.361) (M 256.930)		Gasol./el éc.	4WD	2999	320	435	11.19-	*	*
GLE 580 EQ Boost 4-matic (167.186) (M 176.980)		Gasol./el éc.	4WD	3982	360	489	11.19-03.23	*	*
AMG GLE 63 EQ Boost 4-matic+ (167.389) (M 177.980)		Gasol./el éc.	4WD	3982	420	571	11.19-03.23		*
AMG GLE 63 EQ Boost 4-matic+ (167.389) (M 177.980)		Gasol./el éc.	4WD	3982	420	571	03.20-03.23		*
AMG GLE 63 EQ Boost 4-matic+ (167.389) (M 177.980)		Gasol./el éc.	4WD	3982	450	612	03.20-		*
AMG GLE 63 S EQ Boost 4-matic+ (167.189) (M 177.980)		Gasol./el éc.	4WD	3982	450	612	11.19-		*
GLE 350 de 4-matic (167.317) (OM 654.920)		Diesel/el éc.	4WD	1950	143	194	03.20-	*	*
GLE 350 de 4-matic (167.317) (OM 654.920)		Diesel/el éc.	4WD	1950	225	306	11.19-03.23	*	*
GLE 350 de 4-matic (167.317) (OM 654.920)		Diesel/el éc.	4WD	1950	235	320	03.20-03.23	*	*
GLE 350 de 4-matic (167.317) (OM 654.920)		Diesel/el éc.	4WD	1950	235	320	03.20-03.23	*	
GLE 300 d 4-matic (167.119)		Diesel/el éc.	4WD	1992	198	269	03.23-		*
GLE 300 d 4-matic (167.309)		Diesel/el éc.	4WD	1992	198	269	03.23-		*
GLE 300 d EQ Boost 4-matic (167.309) (OM 654.820)		Diesel/el éc.	4WD	1992	200	272	06.21-03.23		*

# LISTA DE APLICACIONES - BUYERS GUIDE

GLE 300 d EQ Boost 4-matic (167.309)		Diesel/el éc.	4WD	1992	200	272	06.21-03.23		*
GLE 350 de 4-matic (167.317)		Diesel/el éc.	4WD	1992	245	333	03.23-	*	*
GLE 350 de 4-matic (167.317)		Diesel/el éc.	4WD	1992	245	333	03.23-	*	*
GLE 450 d 4-matic (167.133)		Diesel/el éc.	4WD	2989	272	370	03.23-	*	*
GLE 450 d 4-matic (167.333)		Diesel/el éc.	4WD	2989	272	370	03.23-	*	*
GLE 300 d 4-matic (167.119) (OM 654.920)		Diesel	4WD	1950	180	245	10.18-03.23	*	*
GLE 350 d 4-matic (167.121) (OM 656.929)		Diesel	4WD	2925	200	272	12.18-05.21	*	*
GLE 350 d 4-matic (167.321) (OM 656.929)		Diesel	4WD	2925	200	272	11.19-03.23	*	*
GLE 400 d 4-matic (167.123) (OM 656.929)		Diesel	4WD	2925	243	330	12.18-03.23	*	*
GLE 400 d 4-matic (167.323) (OM 656.929)		Diesel	4WD	2925	243	330	11.19-03.23	*	*
<b>GLK-Class (X204) 06.08-</b>					<b>SUV (Luxury Crossover SUV-J Segment)</b>				
200 (204.934) (M 274.920)		Gasolina	RWD	1991	135	184	08.13-06.15	*	*
250 (204.936) (M 274.920)		Gasolina	RWD	1991	155	211	08.13-06.15	*	*
250 4-matic (204.937) (M 274.920)		Gasolina	4WD	1991	155	211	08.13-06.15	*	*
280 4-matic (204.981) (M 272.948)		Gasolina	4WD	2996	170	231	06.08-06.09	*	*
300 4-matic (204.981) (M 272.948)		Gasolina	4WD	2996	170	231	07.09-12.15	*	*
300 4-matic (204.990) (M 276.957)		Gasolina	4WD	3498	182	248	09.09-12.15	*	*
300 4-matic (204.990) (M 276.957)		Gasolina	4WD	3498	185	252	09.09-06.15	*	*
350 (204.956) (M 272.991)		Gasolina	RWD	3498	200	272	04.09-06.15	*	*
350 4-matic (204.987) (M 272.971)		Gasolina	4WD	3498	200	272	06.08-04.11	*	*
350 4-matic (204.988) (M 276.957)		Gasolina	4WD	3498	225	306	06.08-06.15	*	*
200 CDI (204.901) (OM 651.916)		Diesel	RWD	2143	100	136	12.13-06.15	*	*
200 CDI (204.901) (OM 651.913)		Diesel	RWD	2143	105	143	07.10-06.15	*	*
200 CDI (204.901) (OM 651.916)		Diesel	RWD	2143	105	143	07.10-06.15	*	*
220 CDI (204.902) (OM 651.916)		Diesel	RWD	2143	120	163	12.08-06.15	*	*
220 CDI 4-matic (204.984, 204.997) (OM 651.912)		Diesel	4WD	2143	120	163	12.08-06.15	*	*
220 CDI (204.902) (OM 651.916)		Diesel	RWD	2143	125	170	12.08-06.15	*	*
220 CDI 4-matic (204.984, 204.997) (OM 651.912)		Diesel	4WD	2143	125	170	12.08-06.15	*	*
250 CDI 4-matic (204.982, 204.904) (OM 651.912)		Diesel	4WD	2143	150	204	09.09-06.15	*	*
320 CDI 4-matic (204.983) (OM 642.961)		Diesel	4WD	2987	165	224	06.08-06.15	*	*
350 CDI 4-matic (204.993) (OM 642.832)		Diesel	4WD	2987	165	224	07.09-01.10	*	*
350 CDI 4-matic (204.993) (OM 642.832)		Diesel	4WD	2987	170	231	02.10-06.15	*	*
350 CDI 4-matic (204.993) (OM 642.835)		Diesel	4WD	2987	195	265	07.12-06.15	*	*
<b>GLS-Class II (X166) 11.15-</b>					<b>SUV (Luxury Crossover SUV-J Segment)</b>				
450 (166.864)		Gasolina	FWD	2996	270	367	06.16-		*
500 4-matic (166.871)		Gasolina	4WD	3996	310	422	03.16-04.19		*
500 4-matic (166.873) (M 278.928)		Gasolina	4WD	4663	335	456	11.15-04.19		*
350 d 4-matic (166.824) (OM 642.826)		Diesel	4WD	2987	183	249	01.17-04.19		*
<b>GLS-Class III (X167) 04.19-</b>					<b>SUV (Luxury Crossover SUV-J Segment)</b>				
450 EQ Boost 4-matic (167.959) (M 256.930)		Gasol./el éc.	4WD	2999	270	367	06.19-	*	*
Maybach 480 EQ Boost 4-matic (167.967)		Gasol./el éc.	4WD	2999	270	367	11.20-	*	*
450 Mild Hybrid 4-matic (167.959)		Gasol./el éc.	4WD	2999	280	381	04.23-	*	*
580 EQ Boost 4-matic (167.986, 167.980) (M 176.980)		Gasol./el éc.	4WD	3982	360	489	11.19-	*	*
Maybach 600 EQ Boost 4-matic (167.987) (M 177.980)		Gasol./el éc.	4WD	3982	410	557	11.19-	*	*
AMG 63 4Matic+ EQ Boost 4-matic+ (167.989) (M 177.980)		Gasol./el éc.	4WD	3982	450	612	11.19-	*	*

# LISTA DE APLICACIONES - BUYERS GUIDE

350 d Mild Hybrid 4-matic (167.931)		Diesel/el éc.	4WD	2989	230	313	05.23-	*	*
450 d Mild-Hybrid 4-matic (167.933)		Diesel/el éc.	4WD	2989	270	367	04.23-	*	*
350 d 4-matic (167.921) (OM 656.929)		Diesel	4WD	2925	210	286	04.19-	*	*
400 d 4-matic (167.923) (OM 656.929)		Diesel	4WD	2925	243	330	04.19-	*	*
<b>M-Class (W163) 02.98-07.05</b>					<b>SUV (Executive SUV-J Segment)</b>				
ML 230 (163.136) (M 111.977)		Gasolina	4WD	2295	110	150	02.98-06.05	*	
ML 320 (163.154) (M 112.942)		Gasolina	4WD	3199	160	218	02.98-08.02	*	
ML 350 (M 112.970)		Gasolina	4WD	3724	173	235	02.03-06.05	*	
ML 350 (163.157) (M 112.970)		Gasolina	4WD	3724	180	245	08.02-06.05	*	
ML 430 (163.172) (M 113.942)		Gasolina	4WD	4266	200	272	02.98-06.05	*	
ML 500 (163.175) (M 113.964)		Gasolina	4WD	4966	215	292	09.01-06.05	*	
ML 500 (163.175) (M 113.965)		Gasolina	4WD	4966	215	292	09.01-06.05	*	
ML 55 AMG (163.174) (M 113.981)		Gasolina	4WD	5439	255	347	02.00-06.05	*	
ML 270 CDI (163.113) (OM 612.963)		Diesel	4WD	2685	120	163	12.99-06.05	*	
ML 400 CDI (163.128) (OM 628.963)		Diesel	4WD	3996	184	250	09.01-06.05	*	
<b>M-Class III (W166) 06.11-</b>					<b>SUV (Executive SUV-J Segment)</b>				
ML 320 4-matic (166.062)		Gasolina	4WD	2996	200	272	11.13-02.15		*
ML 400 4-matic (166.056) (M 276.821)		Gasolina	4WD	2996	245	333	08.13-02.15		*
ML 300 4-matic (166.055) (M 276.955)		Gasolina	4WD	3498	183	249	08.12-02.15		*
ML 300 4-matic (166.055) (M 276.955)		Gasolina	4WD	3498	185	252	08.12-02.15		*
ML 350 (166.058) (M 276.955)		Gasolina	RWD	3498	225	306	09.11-02.15		*
ML 350 4-matic (166.057) (M 276.955)		Gasolina	4WD	3498	225	306	06.11-12.15		*
ML 500 4-matic (166.073) (M 278.928)		Gasolina	4WD	4663	300	408	02.12-02.15		*
ML 63 AMG 4-matic (166.074) (M 157.982)		Gasolina	4WD	5461	386	525	11.11-02.15		*
ML 63 AMG 4-matic (166.074) (M 157.982)		Gasolina	4WD	5461	410	558	11.11-02.15		*
ML 250 CDI / BlueTEC 4-matic (166.004, 166.003) (OM 651.960)		Diesel	4WD	2143	150	204	06.11-12.15		*
ML 350 CDI 4-matic (166.023) (OM 642.940)		Diesel	4WD	2987	170	231	06.11-02.15		*
ML 350 BlueTEC 4-matic (166.024, 166.023) (OM 642.826)		Diesel	4WD	2987	190	258	06.11-02.15		*
ML 350 BlueTEC 4-matic (166.024, 166.023) (OM 642.864)		Diesel	4WD	2987	190	258	06.11-02.15		*
<b>S-Class IV (W220, V220) 09.98-08.05</b>					<b>Sedán (Luxury car-F Segment)</b>				
S 280 (220.063, 220.163) (M 112.922)		Gasolina	RWD	2799	150	204	10.98-08.05	*	*
S 320 (220.065, 220.165) (M 112.944)		Gasolina	RWD	3199	165	224	10.98-08.05		*
S 320 (220.065, 220.165) (M 112.944)		Gasolina	RWD	3199	165	224	10.98-08.05	*	
S 350, S 350 L (220.067, 220.167) (M 112.972)		Gasolina	RWD	3724	180	245	09.02-08.05		*
S 350 4-matic (220.087, 220.187) (M 112.975)		Gasolina	4WD	3724	180	245	06.03-08.05		*
S 430, S 430 L (220.070, 220.170) (M 113.941)		Gasolina	RWD	4266	205	279	10.98-08.05	*	*
S 430 4-matic (220.083, 220.183) (M 113.948)		Gasolina	4WD	4266	205	279	09.02-08.05		*
S 500 (220.075, 220.175, 220.875) (M 113.960)		Gasolina	RWD	4966	220	299	10.98-12.03	*	*
S 500, S 500 L (220.075, 220.175, 220.875) (M 113.960)		Gasolina	RWD	4966	225	306	10.98-08.05	*	*
S 500, S 500 L (220.075, 220.175, 220.875) (M 113.966)		Gasolina	RWD	4966	225	306	10.98-08.05	*	*
S 55 AMG (220.073, 220.173) (M 113.986)		Gasolina	RWD	5439	265	360	04.99-08.05	*	*
S 55 AMG Kompressor (220.074, 220.174) (M 113.991)		Gasolina	RWD	5439	368	500	06.02-08.05		*
S 600, S 600 L (220.176) (M 275.950)		Gasolina	RWD	5513	368	500	09.02-08.05		*
S 600, S 600 L (220.878, 220.178) (M 137.970)		Gasolina	RWD	5786	270	367	01.00-08.05	*	*
S 65 AMG, S 65 AMG L (220.179) (M 275.980)		Gasolina	RWD	5980	450	612	03.04-08.05		*
S 63 AMG (M 137.980)		Gasolina	RWD	6258	326	444	09.01-08.05		*
S 320 CDI (220.026, 220.126) (OM 613.960)		Diesel	RWD	3222	145	197	08.99-09.02	*	*

# LISTA DE APLICACIONES - BUYERS GUIDE

S 400 CDI (220.028, 220.128) (OM 628.960)		Diesel	RWD	3996	184	250	06.00-08.05	*	*
S 400 CDI (220.028, 220.128) (OM 628.960)		Diesel	RWD	3996	191	260	06.03-08.05	*	*
<b>S-Class V (C216) 05.06-12.13</b>					<b>Coupé (Luxury car-F Segment)</b>				
CL 500 (216.373) (M 278.920)		Gasolina	RWD	4663	320	435	02.11-12.13	*	*
CL 500 4-matic (216.394) (M 278.920)		Gasolina	4WD	4663	320	435	02.11-12.13	*	*
CL 500 (216.371) (M 273.961)		Gasolina	RWD	5461	285	388	06.06-12.13		*
CL 500 4-matic (216.386) (M 273.968)		Gasolina	4WD	5461	285	388	02.08-12.13		*
CL 600 (216.376) (M 275.953)		Gasolina	RWD	5513	380	517	05.06-12.13		*
CL 65 AMG (216.379) (M 275.982)		Gasolina	RWD	5980	450	612	10.06-12.10		*
<b>S-Class V (W221, V221) 09.05-12.13</b>					<b>Sedán (Luxury car-F Segment)</b>				
S 350 (221.056, 221.156) (M 272.965)		Gasolina	RWD	3498	200	272	10.05-12.13	*	*
S 350 4-matic (221.087, 221.187) (M 272.975)		Gasolina	4WD	3498	200	272	02.08-12.13		*
S 350 CGI (221.057, 221.157) (M 276.950)		Gasolina	RWD	3498	225	306	04.11-12.13		*
S 350 CGI 4-matic (221.082, 221.182) (M 276.950)		Gasolina	4WD	3498	225	306	04.11-12.13		*
S 450, S 450 L (221.070, 221.170) (M 273.922)		Gasolina	RWD	4663	250	340	12.05-12.13		*
S 450 4-matic (221.084, 221.184) (M 273.924)		Gasolina	4WD	4663	250	340	12.05-12.13		*
S 500 CGI (221.073, 221.173) (M 278.932)		Gasolina	RWD	4663	320	435	04.11-12.13		*
S 500 CGI 4-matic (221.094, 221.194) (M 278.932)		Gasolina	4WD	4663	320	435	03.11-12.13		*
S 550 (221.073, 221.173)		Gasolina	RWD	4663	320	435	09.11-12.13		
5.5 S 500		Gasolina	FWD	5461	271	369	05.11-		*
S 500 (221.071, 221.171) (M 273.961)		Gasolina	RWD	5461	285	388	10.05-12.13		*
S 500 4-matic (221.086, 221.186) (M 273.961)		Gasolina	4WD	5461	285	388	10.05-12.13		*
S 500 4-matic (221.086, 221.186) (M 273.968)		Gasolina	4WD	5461	285	388	10.05-12.13		*
S 550 V32		Gasolina	FWD	5495	281	382	09.05-		*
S 600 (221.176) (M 275.953)		Gasolina	RWD	5513	380	517	12.05-12.13		*
S 65 AMG (221.179) (M 275.982)		Gasolina	RWD	5980	450	612	12.05-12.13		*
S 400 Hybrid		Gasol./el éc.	RWD	3498	220	299	09.09-12.13		*
S 250 CDI (221.003, 221.103) (OM 651.961)		Diesel	RWD	2143	150	204	01.11-12.13		*
S 320 CDI (OM 642.930)		Diesel	RWD	2987	155	211	10.05-12.13		*
S 350 CDI (OM 642.930)		Diesel	RWD	2987	155	211	06.09-12.13		*
S 350 CDI 4-matic (221.080, 221.180) (OM 642.932)		Diesel	4WD	2987	155	211	01.09-12.10		*
S 320 CDI (221.022, 221.122) (OM 642.930)		Diesel	RWD	2987	173	235	12.05-06.09		*
S 320 CDI 4-matic (221.080, 221.180) (OM 642.932)		Diesel	4WD	2987	173	235	10.06-12.13		*
S 350 CDI (221.022, 221.122) (OM 642.930)		Diesel	RWD	2987	173	235	06.09-12.13		*
S 350 CDI 4-matic (221.080, 221.180) (OM 642.932)		Diesel	4WD	2987	173	235	06.09-07.13		*
S 350 BlueTec (221.026, 221.126) (OM 642.862)		Diesel	RWD	2987	190	258	04.11-12.13		*
S 350 BlueTEC 4-matic (222.133) (OM 642.868)		Diesel	4WD	2987	190	258	04.11-12.13		*
S 420 CDI (221.028, 221.128) (OM 629.911)		Diesel	RWD	3996	235	320	10.06-12.09		*
S 450 CDI (221.028, 221.128) (OM 629.911)		Diesel	RWD	3996	235	320	01.09-12.13		*
<b>S-Class VI (A217) 12.15-</b>					<b>Cabrio (Luxury car-F Segment)</b>				
S 560 (217.483) (M 176.980)		Gasolina	RWD	3982	345	469	10.17-07.20	*	*
AMG S 63 (217.487) (M 177.980)		Gasolina	RWD	3982	450	612	12.18-07.20		*
AMG S 63 4-matic+ (217.488) (M 177.980)		Gasolina	4WD	3982	450	612	10.17-07.20		*
S 500 (217.482) (M 278.929)		Gasolina	RWD	4663	335	456	12.15-10.17		*
AMG S 63 (217.477) (M 157.985)		Gasolina	RWD	5461	430	585	02.16-10.17		*
AMG S 63 4-matic (217.478) (M 157.985)		Gasolina	4WD	5461	430	585	12.15-10.17		*
AMG S 65 (217.479) (M 279.980)		Gasolina	RWD	5980	463	630	04.16-05.19		*
S 650 Maybach (217.479) (M 279.980)		Gasolina	RWD	5980	463	630	08.17-05.19		*



# LISTA DE APLICACIONES - BUYERS GUIDE

<b>S-Class VI (C217) 04.14-</b>					<b>Coupé (Luxury car-F Segment)</b>			
S 400 4-matic (217.364) (M 276.824)		Gasolina	4WD	2996	270	367	10.15-07.20	*
S 450 4-matic (217.364) (M 276.824)		Gasolina	4WD	2996	270	367	12.15-07.20	*
S 560 (217.383) (M 176.980)		Gasolina	RWD	3982	345	469	10.17-07.20	*
S 560 4-matic (217.386) (M 176.980)		Gasolina	4WD	3982	345	469	10.17-07.20	*
S 63 AMG (217.387) (M 177.980)		Gasolina	RWD	3982	450	612	12.18-07.20	*
S 63 AMG 4-matic+ (217.388) (M 177.980)		Gasolina	4WD	3982	450	612	10.17-07.20	*
S500		Gasolina	FWD	3996	310	422	11.14-	*
S 500 (217.382) (M 278.929)		Gasolina	RWD	4663	335	455	11.14-10.17	*
S 500 4-matic (217.385) (M 278.929)		Gasolina	4WD	4663	335	455	04.14-10.17	*
<b>S-Class VI (W222, V222, X222) 05.13-</b>					<b>Sedán (Luxury car-F Segment)</b>			
S 400 (222.165) (M 276.824)		Gasolina	RWD	2996	245	333	03.14-05.17	*
S 400 4-matic (222.067, 222.167) (M 276.824)		Gasolina	4WD	2996	245	333	11.14-05.17	*
S 400 Maybach 4-matic (222.967) (M 276.824)		Gasolina	4WD	2996	245	333	01.15-05.17	*
S 450 (222.066, 222.166) (M 276.824)		Gasolina	RWD	2996	270	367	02.17-07.20	*
S 450 4-matic (222.064, 222.164, 222.964) (M 276.824)		Gasolina	4WD	2996	270	367	02.17-07.20	*
S 450 Maybach 4-matic (222.964) (M 276.824)		Gasolina	4WD	2996	270	367	09.17-07.20	*
S 500 4-matic (222.169) (M 256.930)		Gasolina	4WD	2999	320	435	11.17-04.20	*
S 560 (222.083, 222.183) (M 176.980)		Gasolina	RWD	3982	345	469	07.17-07.20	*
S 560 4-matic (222.086, 222.186) (M 176.980)		Gasolina	4WD	3982	345	469	05.17-07.20	*
S 560 Maybach 4-matic (222.986) (M 176.980)		Gasolina	4WD	3982	345	469	07.17-07.20	*
AMG S 63 (222.187) (M 177.980)		Gasolina	RWD	3982	450	612	05.17-07.20	*
AMG S 63 4-matic+ (222.188) (M 177.980)		Gasolina	4WD	3982	450	612	05.17-07.20	*
S 500 (222.082, 222.182) (M 278.929)		Gasolina	RWD	4663	320	435	07.13-05.17	*
S 500 4-matic (222.185) (M 278.929)		Gasolina	4WD	4663	320	435	09.13-05.17	*
S 650 Maybach (222.980)		Gasolina	RWD	5980	390	530	03.19-07.20	*
S 650 Maybach (222.980) (M 279.980)		Gasolina	RWD	5980	463	630	07.17-07.20	*
S 500 Hybrid / e (222.163) (M 276.824)		Gasol./el éc.	RWD	2996	325	442	07.14-05.17	*
S 560 e (222.173) (M 276.824)		Gasol./el éc.	RWD	2996	350	476	10.18-07.20	*
S 450 EQ Boost (222.158, 222.058) (M 256.930)		Gasol./el éc.	RWD	2999	270	367	07.17-07.20	*
S 450 EQ Boost 4-matic (223.161) (M 256.930)		Gasol./el éc.	4WD	2999	270	367	07.17-07.20	*
S 500 EQ Boost (222.060, 222.160) (M 256.930)		Gasol./el éc.	RWD	2999	320	435	07.17-07.20	*
S 500 EQ Boost 4-matic (223.163) (M 256.930)		Gasol./el éc.	4WD	2999	320	435	09.19-04.20	*
S 350 d 4-matic (222.121) (OM 656.929)		Diesel	4WD	2925	183	249	07.18-07.20	*
S 350 d (222.020, 222.120) (OM 656.929)		Diesel	RWD	2925	210	286	07.17-07.20	*
S 350 d 4-matic (222.021, 222.121) (OM 656.929)		Diesel	4WD	2925	210	286	05.17-07.20	*
S 400 d (222.034, 222.134) (OM 656.929)		Diesel	RWD	2925	250	340	07.17-07.20	*
S 400 d 4-matic (222.035, 222.135) (OM 656.929)		Diesel	4WD	2925	250	340	05.17-07.20	*
S 350 BlueTEC 4-matic (222.133) (OM 642.867)		Diesel	4WD	2987	185	252	02.14-05.17	*
S 350 BlueTEC / d 4-matic (222.033, 222.133) (OM 642.861)		Diesel	4WD	2987	190	258	02.14-05.17	*
S 350 BlueTEC / d 4-matic (222.033, 222.133) (OM 642.867)		Diesel	4WD	2987	190	258	02.14-05.17	*
<b>S-Class VII (V223) 09.20-</b>					<b>Sedán (Luxury car-F Segment)</b>			
S 680 Maybach 4-matic (223.979)		Gasolina	4WD	5980	450	612	05.21-	*
S 680 Maybach 4-matic (223.979)		Gasolina	4WD	5980	463	630	05.21-	*
S 400 EQ Boost (223.157)		Gasol./el éc.	RWD	2498	230	313	08.21-	*

# LISTA DE APLICACIONES - BUYERS GUIDE

S 450 EQ Boost (223.155)		Gasol./el éc.	RWD	2498	270	367	08.21-	*
S 450 EQ Boost 4-matic (223.161)		Gasol./el éc.	4WD	2498	270	367	08.21-	*
S 400 EQ Boost (223.159)		Gasol./el éc.	RWD	2999	230	313	01.21-	*
S 450 EQ Boost (223.060)		Gasol./el éc.	RWD	2999	270	367	07.21-	*
S 450 EQ Boost (223.160)		Gasol./el éc.	RWD	2999	270	367	07.21-	*
S 450 EQ Boost 4-matic (223.161)		Gasol./el éc.	4WD	2999	270	367	10.20-	*
S 450 EQ Boost 4-matic (223.161) (M 256.930)		Gasol./el éc.	4WD	2999	270	367	10.20-	*
S 480 Maybach EQ Boost 4-matic (223.961)		Gasol./el éc.	4WD	2999	270	367	04.21-	*
S 450 EQ Boost 4-matic (223.161)		Gasol./el éc.	4WD	2999	280	381	09.22-	*
S 450 EQ Boost 4-matic (223.161)		Gasol./el éc.	4WD	2999	280	381	09.22-	*
S 450 e (223.066)		Gasol./el éc.	RWD	2999	300	408	05.22-	*
S 450 e (223.166)		Gasol./el éc.	RWD	2999	300	408	05.22-	*
S 500 EQ Boost 4-matic (223.163)		Gasol./el éc.	4WD	2999	320	435	09.20-	*
S 500 EQ Boost 4-matic (223.163) (M 256.930)		Gasol./el éc.	4WD	2999	320	435	09.20-	*
S 500 EQ Boost 4-matic (223.163)		Gasol./el éc.	4WD	2999	330	449	09.22-	*
S 500 EQ Boost 4-matic (223.163)		Gasol./el éc.	4WD	2999	330	449	09.22-	*
S 580 e (223.068)		Gasol./el éc.	RWD	2999	375	510	07.21-	*
S 580 e (223.168)		Gasol./el éc.	RWD	2999	375	510	07.21-	*
S 580 e 4-matic (223.069)		Gasol./el éc.	4WD	2999	375	510	11.21-	*
S 580 e 4-matic (223.169) (M 256.930)		Gasol./el éc.	4WD	2999	375	510	07.21-	*
S 580 e Maybach 4-matic (223.969)		Gasol./el éc.	4WD	2999	375	510	04.23-	*
S 580 4-matic (223.076)		Gasol./el éc.	4WD	3982	370	503	05.21-	*
S 580 4-matic (223.176)		Gasol./el éc.	4WD	3982	370	503	05.21-	*
S 580 Maybach EQ Boost 4-matic (223.976)		Gasol./el éc.	4WD	3982	370	503	08.21-	*
S 63 AMG Hybrid 4-matic (223.182)		Gasol./el éc.	4WD	3982	590	802	05.23-	*
S 350 d Mild Hybrid (223.120)		Diesel/el éc.	RWD	2989	230	313	05.23-	*
S 350 d Mild Hybrid (223.120)		Diesel/el éc.	RWD	2989	230	313	06.23-	*
S 350 d Mild Hybrid 4-matic (223.121)		Diesel/el éc.	4WD	2989	230	313	05.23-	*
S 350 d Mild Hybrid 4-matic (223.121)		Diesel/el éc.	4WD	2989	230	313	06.23-	*
S 450 d Mild Hybrid 4-matic (223.123)		Diesel/el éc.	4WD	2989	270	367	05.23-	*
S 450 d Mild Hybrid 4-matic (223.123)		Diesel/el éc.	4WD	2989	270	367	05.23-	*
S 350 d (223.030) (OM 656.929)		Diesel	RWD	2925	210	286	09.20-06.23	*
S 350 d (223.130)		Diesel	RWD	2925	210	286	09.20-	*
S 350 d 4-matic (223.031) (OM 656.929)		Diesel	4WD	2925	210	286	09.20-06.23	*
S 350 d 4-matic (223.131)		Diesel	4WD	2925	210	286	09.20-	*
S 400 d 4-matic (223.033) (OM 656.929)		Diesel	4WD	2925	243	330	09.20-	*
S 400 d 4-matic (223.133)		Diesel	4WD	2925	243	330	09.20-	*

# LISTA DE APLICACIONES - BUYERS GUIDE

SLC-Class (R172) 01.16-					Cabrio (Sports car-S Segment)			
180 (172.431) (M 274.910)		Gasolina	RWD	1595	115	156	01.16-	*
200 (172.434) (M 274.920)		Gasolina	RWD	1991	135	184	01.16-	* *
300 (172.438) (M 274.920)		Gasolina	RWD	1991	180	245	01.16-	*
AMG SLC 43 (172.466) (M 276.822)		Gasolina	RWD	2996	270	367	01.16-	* *
AMG SLC 43 (172.466) (M 276.822)		Gasolina	RWD	2996	287	390	06.18-	* *
250 d (172.404) (OM 651.980)		Diesel	RWD	2143	150	204	01.16-10.17	* *
SL-Class IV (R129) 03.89-09.04					Cabrio (Grand Tourer-S Segment)			
280 (129.059) (M 112.923)		Gasolina	RWD	2799	150	204	05.98-10.01	*
300 (230.454) (M 272.949)		Gasolina	RWD	2996	170	231	04.09-01.12	*
320 (129.064) (M 112.943)		Gasolina	RWD	3199	165	224	05.98-10.01	*
350 (230.456) (M 272.966)		Gasolina	RWD	3498	200	272	03.06-01.12	*
350 (230.458) (M 272.968)		Gasolina	RWD	3498	232	316	04.08-01.12	*
350 (230.467) (M 112.973)		Gasolina	RWD	3724	180	245	03.03-01.12	*
500 (129.068) (M 113.961)		Gasolina	RWD	4966	225	306	05.98-10.01	*
500 (230.475) (M 113.963)		Gasolina	RWD	4966	225	306	10.01-01.12	*
55 AMG (230.474) (M 113.992)		Gasolina	RWD	5439	350	476	10.01-06.02	*
55 AMG Kompressor (230.474) (M 113.992)		Gasolina	RWD	5439	368	500	06.02-01.12	*
55 AMG (230.472) (M 113.995)		Gasolina	RWD	5439	380	517	03.06-01.12	*
500 (230.471) (M 273.965)		Gasolina	RWD	5461	285	388	03.06-01.12	*
600 (230.476) (M 275.951)		Gasolina	RWD	5513	368	500	04.03-01.12	*
600 (230.477) (M 275.954)		Gasolina	RWD	5513	380	517	03.06-01.12	*
65 AMG (230.479) (M 275.981)		Gasolina	RWD	5980	450	612	03.04-01.12	*
SL-Class VI (R231) 12.11-					Cabrio (Grand Tourer-S Segment)			
400 (231.465) (M 276.825)		Gasolina	RWD	2996	245	333	04.14-03.16	*
400 (231.466) (M 276.825)		Gasolina	RWD	2996	270	367	01.16-04.20	*
350 (231.457) (M 276.954)		Gasolina	RWD	3498	225	306	02.12-04.14	*
500 (231.473) (M 278.927)		Gasolina	RWD	4663	320	435	01.12-04.20	*
500 (231.473) (M 278.927)		Gasolina	RWD	4663	335	455	04.15-04.20	*
63 AMG (231.474) (M 157.983)		Gasolina	RWD	5461	395	537	01.12-05.19	*
63 AMG (231.474) (M 157.983)		Gasolina	RWD	5461	415	564	01.12-05.19	*
63 AMG (231.474) (M 157.983)		Gasolina	RWD	5461	420	571	07.18-05.19	*
SL-Class VII (R232) 03.22-					Cabrio (Grand Tourer-S Segment)			
55 AMG 4-matic+ (232.480)		Gasolina	4WD	3982	350	476	03.22-	*
63 AMG 4-matic+ (232.481)		Gasolina	4WD	3982	430	585	03.22-	*
43 AMG (232.450)		Gasol./el éc.	RWD	1991	280	381	05.22-	*
SLK-Class II (R171) 03.04-12.11					Cabrio (Sports car-S Segment)			
200 Kompressor (171.445) (M 271.944)		Gasolina	RWD	1796	120	163	03.04-02.11	*
280 (171.454) (M 272.942)		Gasolina	RWD	2996	170	231	01.05-02.11	*
55 AMG (171.473)		Gasolina	RWD	5439	265	360	09.09-12.11	* *
55 AMG (171.473) (M 113.989)		Gasolina	RWD	5439	294	400	06.06-02.11	* *
SLK-Class III (R172) 01.11-					Cabrio (Sports car-S Segment)			
200 (172.448) (M 271.860)		Gasolina	RWD	1796	135	184	02.11-	* *
200 (172.448) (M 271.861)		Gasolina	RWD	1796	135	184	02.11-	* *
250 (172.447) (M 271.860)		Gasolina	RWD	1796	150	204	02.11-	* *
250 (172.447) (M 271.861)		Gasolina	RWD	1796	150	204	02.11-	* *
200 (172.434) (M 274.920)		Gasolina	RWD	1991	135	184	04.15-	* *
300 (172.438) (M 274.920)		Gasolina	RWD	1991	180	245	07.15-	*
350 (172.457) (M 276.956)		Gasolina	RWD	3498	225	306	02.11-	* *

# LISTA DE APLICACIONES - BUYERS GUIDE

55 AMG (172.475) (M 152.980)	Gasolina	RWD	5461	310	422	01.12-	*	
250 CDI / d (172.403) (OM 651.980)	Diesel	RWD	2143	150	204	01.12-	*	*
<b>SLR-Class (R199) 10.06-</b>				<b>Cabrío (Grand Tourer-S Segment)</b>				
5.4 (M 155.980)	Gasolina	RWD	5439	478	650	10.06-	*	*
<b>SLR-Class (R199) 04.04-</b>				<b>Coupé (Grand Tourer-S Segment)</b>				
5.4 (199.376) (M 155.980)	Gasolina	RWD	5439	460	626	04.04-	*	*
5.4 (199.376)	Gasolina	RWD	5439	460	626	09.04-	*	*
5.4 722 Edition (M 155.980)	Gasolina	RWD	5439	478	650	10.06-	*	*
<b>VANEO (414) 02.02-07.05</b>				<b>MPV (Large MPV-M1 Segment)</b>				
1.4	Gasolina	FWD	1397	60	82	06.02-07.05	*	
1.6 (414.700) (M 166.961)	Gasolina	FWD	1598	60	82	02.02-07.05	*	
1.6 (414.700) (M 166.961)	Gasolina	FWD	1598	75	102	02.02-07.05	*	
1.9 (414.700) (M 166.991)	Gasolina	FWD	1898	92	125	02.02-07.05	*	
1.7 CDI (414.700) (OM 668.914)	Diesel	FWD	1689	55	75	02.02-07.05	*	
1.7 CDI (414.700) (OM 668.914)	Diesel	FWD	1689	67	91	02.02-07.05	*	
<b>MERCEDES-BENZ (BBDC)</b>								
<b>E-Class (W211) 11.05-</b>				<b>Sedán (Executive car-E Segment)</b>				
1.8 E 200 Kompressor (211.041)	Gasolina	RWD	1796	135	184	09.06-12.12	*	*
3.5 E 350 (211.056)	Gasolina	RWD	3498	200	272	11.05-12.09		*
<b>EQC (N293) 11.19-</b>				<b>Closed SUV (Compact SUV-J Segment)</b>				
EQC 350 4-matic (293.891)	Eléctrico	4WD		210	286	06.20-	*	*
EQC 400 4-matic (293.890)	Eléctrico	4WD		300	408	11.19-	*	*
<b>PEUGEOT</b>								
<b>PARTNER II Tepee / GRAND RAID / RANCH 04.08-</b>				<b>MPV (Compact MPV-M1 Segment)</b>				
1.6 BlueHDi 100 (BHY (DV6FD))	Diesel	FWD	1560	73	100	12.14-		*
<b>PUCH</b>								
<b>G-MODELL (W463) 06.89-03.01</b>				<b>Closed SUV (Off-Road SUV-J Segment)</b>				
230 GE (463.224, 463.225) (M 102.989)	Gasolina	4WD	2299	93	126	07.89-08.93	*	
G 230 (463.224, 463.225) (M 102.989)	Gasolina	4WD	2299	93	126	09.93-07.94	*	
<b>G-MODELL (W463) 06.89-11.00</b>				<b>Open SUV (Off-Road SUV-J Segment)</b>				
G 55 AMG (463.206) (M 113.982)	Gasolina	4WD	5439	260	354	07.99-11.00	*	