


LISTA DE APLICACIONES - BUYERS GUIDE

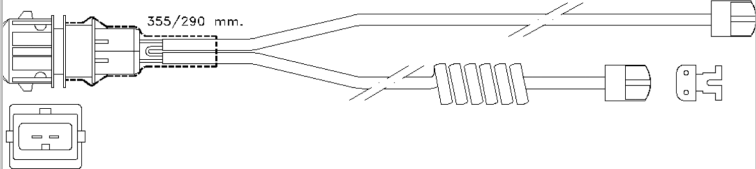
610254RB




8 424073 186300

Weight: 50

O.E.M.	MAKE
5001 834 075	RENAULT TRUCKS
5001 848 363	RENAULT TRUCKS



610254RB





355 mm.

WVA
29030
29090
29100

Sin Filas



Trac.	CC	Kw	CV		
					Front / Rear

RENAULT TRUCKS

04.96-05.00						Cabeza tractora			
AE 560.18T (MACK-EE9-560)		Diesel		16361	412	560	04.96-		*
AE 560.19T (MACK-EE9-560)		Diesel		16361	412	560	04.96-		*
AE 560.26T (MACK-EE9-560)		Diesel		16361	412	560	01.97-		*
AE 560.26T (MACK-EE9-560)		Diesel		16361	412	560	01.98-		*
Agora 01.96-						Bus			
All models		Diesel					01.96-		*
All models		Diesel					01.96-		*
Magnum 01.90-04.99						Cabeza tractora			
AE 390.18T (MIDR 06.24.65 A/42)		Diesel		11929	287	390	09.96-		*
AE 390.19T (MIDR 06.24.65 A/42)		Diesel		11929	287	390	09.96-		*
AE 430.18T (MIDR 06.24.65 B/42)		Diesel		11929	316	430	09.96-		*
AE 430.19T (MIDR 06.24.65 B/42)		Diesel		11929	316	430	09.96-		*
AE 430.26T (MIDR 06.24.65 B/42)		Diesel		11929	316	430	01.98-		*
AE 430.26T (MIDR 06.24.65 B/42)		Diesel		11929	316	430	01.97-		*
AE 470.18T (MIDR 06.24.65 C/42)		Diesel		11929	346	471	11.96-		*
AE 470.19T (MIDR 06.24.65 C/42)		Diesel		11929	346	471	11.96-		*
AE 470.26T (MIDR 06.24.65 C/42)		Diesel		11929	346	471	01.98-		*
Magnum 01.90-04.99						Caja/Chasis			
AE 390.18 (MIDR 06.24.65 A/42)		Diesel		11929	287	390	09.96-		*
AE 390.19 (MIDR 06.24.65 A/42)		Diesel		11929	287	390	09.96-		*
AE 390.26 (MIDR 06.24.65 A/42)		Diesel		11929	287	390	09.96-		*
AE 430.18 (MIDR 06.24.65 B/42)		Diesel		11929	316	430	09.96-		*

LISTA DE APLICACIONES - BUYERS GUIDE

AE 430.19 (MIDR 06.24.65 B/42)		Diesel		11929	316	430	09.96-	*
AE 430.26 (MIDR 06.24.65 B/42)		Diesel		11929	316	430	09.96-	*
AE 470.18 (MIDR 06.24.65 C/42)		Diesel		11929	346	471	11.96-	*
AE 470.19 (MIDR 06.24.65 C/42)		Diesel		11929	346	471	11.96-	*
AE 470.26 (MIDR 06.24.65 C/42)		Diesel		11929	346	471	01.97-	*
AE 520.26 (MACK-EE9-530)		Diesel		16361	390	530	10.92-	*
AE 560.18 (MACK-EE9-560)		Diesel		16361	412	560	04.96-	*
AE 560.19 (MACK-EE9-560)		Diesel		16361	412	560	04.96-	*
AE 560.26 (MACK-EE9-560)		Diesel		16361	412	560	04.96-	*
Midliner 10.82-01.00					Caja/Chasis			
M 120.12		Diesel		4995	82	111	10.82-	*
M 120.13		Diesel		4995	82	111	10.82-	*
M 150.12/C (MIDR 06.02.26 U/4)		Diesel		6177	110	150	05.96-01.00	*
M 180.12/C (MIDR 06.02.26 V/41)		Diesel		6177	132	180	05.96-01.00	*
M 180.13/C (MIDR 06.02.26 V/41)		Diesel		6177	132	180	05.96-01.00	*
M 210.12/C (MIDR 06.02.26 W)		Diesel		6177	151	205	05.92-01.00	*
M 210.12/C (MIDR 06.02.26 W/41)		Diesel		6177	151	205	05.92-01.00	*
M 210.13/C (MIDR 06.02.26 W)		Diesel		6177	151	205	05.92-01.00	*
M 210.13/C (MIDR 06.02.26 W/41)		Diesel		6177	151	205	05.92-01.00	*
M 250.13/C (MIDR 06.02.26 Y/41)		Diesel		6177	184	250	05.96-01.00	*
M 250.15/C,M 250.15/D (MIDR 06.02.26 Y/41)		Diesel		6177	184	250	05.96-01.00	*
M 150.13/C (MIDR 06.02.26 U/4)		Diesel		6180	110	150	05.96-01.00	*
Midliner 10.82-01.00					Camión volquete			
M 180.13/C (MIDR 06.02.26 V/41)		Diesel		6177	132	180	05.96-01.00	*
M 210.13/C (MIDR 06.02.26 W)		Diesel		6177	151	205	05.92-01.00	*
M 210.13/C (MIDR 06.02.26 W/41)		Diesel		6177	151	205	05.92-01.00	*
M 250.13/C (MIDR 06.02.26 Y/41)		Diesel		6177	184	250	05.96-01.00	*
Premium 04.96-					Cabeza tractora			
Distribution 300.18D/T (MIDR 06.20.45 D/41)		Diesel		9839	219	298	04.96-	*
Route 300.18T (MIDR 06.20.45 D/41)		Diesel		9839	219	298	09.96-	*
Distribution 340.18D/T (MIDR 06.20.45 E/41)		Diesel		9839	249	339	04.96-	*
Route 340.18T (MIDR 06.20.45 E/41)		Diesel		9839	249	339	04.96-	*
Distribution 320.18 (DCI 11G)		Diesel		11123	230	313	08.00-	*
Route 320.18 (DCI 11G)		Diesel		11123	230	313	08.00-	*
Distribution 370.18 (DCI 11E)		Diesel		11123	266	362	08.00-	*
Route 370.18 (DCI 11E)		Diesel		11123	266	362	08.00-	*
Route 385.18T,400.18T (MIDR 06.23.56 A/41)		Diesel		11123	280	381	04.96-	*
Route 385.18T,400.18T (MIDR 06.23.56 B/41)		Diesel		11123	280	381	04.96-	*
Route 385.24T,400.24T (MIDR 06.23.56 A/41)		Diesel		11123	280	381	09.96-	*
Route 385.24T,400.24T (MIDR 06.23.56 B/41)		Diesel		11123	280	381	09.96-	*
Distribution 420.18 (DCI 11C)		Diesel		11123	303	412	08.00-	*
Route 420.24 (DCI 11C)		Diesel		11123	303	412	08.00-	*
Route 420.25 (DCI 11C)		Diesel		11123	303	412	08.00-	*
Premium 04.96-					Caja/Chasis			
Distribution 210.18D, 220.18 (DCI 6W)		Diesel		6177	154	209	04.96-	*
Distribution 210.18D, 220.18 (MIDR 06.02.26 W/4)		Diesel		6177	154	209	04.96-	*
Distribution 250.18D (MIDR 06.02.26 Y/41)		Diesel		6177	184	250	04.96-	*
Distribution 270.18 (DCI 6A)		Diesel		6177	195	265	08.00-	*
Distribution 300.18D (MIDR 06.20.45 D/41)		Diesel		9839	219	298	04.96-	*
Distribution 300.26D (MIDR 06.20.45 D/41)		Diesel		9839	219	298	04.96-	*

LISTA DE APLICACIONES - BUYERS GUIDE

Route 300.18 (MIDR 06.20.45 D/41)	Diesel		9839	219	298	09.96-	*
Distribution 340.18D (MIDR 06.20.45 E/41)	Diesel		9839	249	339	04.96-	*
Distribution 340.26D (MIDR 06.20.45 E/41)	Diesel		9839	249	339	04.96-	*
Route 340.18 (MIDR 06.20.45 E/41)	Diesel		9839	249	339	04.96-	*
Route 340.26 (MIDR 06.20.45 E/41)	Diesel		9839	249	339	04.96-	*
Distribution 320.18 D (DCI 11G)	Diesel		11123	230	313	08.00-	*
Distribution 320.24D (DCI 11G)	Diesel		11123	230	313	08.00-	*
Distribution 320.26D (DCI 11G)	Diesel		11123	230	313	08.00-	*
Route 320.18 (DCI 11G)	Diesel		11123	230	313	08.00-	*
Distribution 370.18D (DCI 11E)	Diesel		11123	266	362	08.00-	*
Distribution 370.24D (DCI 11E)	Diesel		11123	266	362	08.00-	*
Distribution 370.26D (DCI 11E)	Diesel		11123	266	362	08.00-	*
Route 370.18 (DCI 11E)	Diesel		11123	266	362	08.00-	*
Route 370.24 (DCI 11E)	Diesel		11123	266	362	08.00-	*
Route 370.26 (DCI 11E)	Diesel		11123	266	362	08.00-	*
Route 385.18,400.18 (MIDR 06.23.56 A/41)	Diesel		11123	280	381	04.96-	*
Route 385.18,400.18 (MIDR 06.23.56 B/41)	Diesel		11123	280	381	04.96-	*
Route 385.24,400.24 (MIDR 06.23.56 A/41)	Diesel		11123	280	381	04.96-	*
Route 385.24,400.24 (MIDR 06.23.56 B/41)	Diesel		11123	280	381	04.96-	*
Route 385.26 (MIDR 06.23.56 A/41)	Diesel		11123	280	381	04.96-	*
Route 385.26,400.26 (MIDR 06.23.56 A/41)	Diesel		11123	280	381	04.96-	*
Route 385.26,400.26 (MIDR 06.23.56 B/41)	Diesel		11123	280	381	04.96-	*
Distribution 420.18D (DCI 11C)	Diesel		11123	303	412	08.00-	*
Route 420.18 (DCI 11C)	Diesel		11123	303	412	08.00-	*
Route 420.24 (DCI 11C)	Diesel		11123	303	412	08.00-	*
Route 420.26 (DCI 11C)	Diesel		11123	303	412	08.00-	*

VOLVO

B10 01.78-08.11

B10 L	Diesel					01.78-12.01	*
-------	--------	--	--	--	--	-------------	---

B12 01.91-

B12 (TD 122 FH)	Diesel		11980	262	356	01.92-	*
B12 (TD 122 FL)	Diesel		11980	291	396	01.92-	*
B12 (TD 123 ES)	Diesel		11980	291	396	01.92-	*
B12 (D12A420)	Diesel		12130	309	420	01.92-	*