


LISTA DE APLICACIONES - BUYERS GUIDE

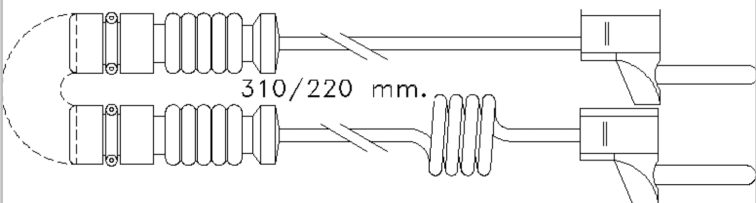
610221RB



8 424073 186164


Weight: 46

O.E.M.	MAKE
356 540 00 17	MERCEDES-BENZ
669 540 06 17	MERCEDES-BENZ



310/220 mm.

610221RB





310 mm.

WVA
20784
21056
29083
29088
29835

Sin Filas



Trac.	CC	Kw	CV		
Front / Rear					

HINO

HINO 185 01.05-

185	Diesel					01.05-	*
-----	--------	--	--	--	--	--------	---

MERCEDES-BENZ

G-Class (W463) 09.89-

Closed SUV (Luxury Crossover SUV-J Segment)

230 GE (463.224, 463.225) (M 102.989)	Gasolina	4WD	2298	93	126	06.90-06.93	*
300 GE (463.227, 463.228) (M 103.987)	Gasolina	4WD	2960	125	170	09.89-08.93	*
300 GE (463.227, 463.228) (M 103.987)	Gasolina	4WD	2960	128	174	06.90-08.97	*
G 320 (463.230, 463.231) (M 104.996)	Gasolina	4WD	3199	155	211	09.94-12.97	*
G 320 (463.232, 463.233, 463.244, 463.245) (M 112.945)	Gasolina	4WD	3199	158	215	07.97-08.04	*
G 36 AMG (463.230) (M 104.996 (AMG 3.6))	Gasolina	4WD	3606	200	272	01.95-07.98	*
G 500 (463.247, 463.248, 463.249, 463.240, 463.241,... (M 113.962)	Gasolina	4WD	4966	218	296	04.98-12.15	*
500 GE (463.228) (M 117.965)	Gasolina	4WD	4973	177	241	09.93-12.94	*
G 55 AMG (463.243, 463.246) (M 113.982)	Gasolina	4WD	5439	260	354	04.99-07.08	*
G 55 AMG (463.270, 463.271) (M 113.993)	Gasolina	4WD	5439	350	476	06.04-07.06	*
G 55 AMG (463.270, 463.271) (M 113.993)	Gasolina	4WD	5439	368	500	08.06-12.12	*
250 GD (463.324, 463.325) (OM 602.931)	Diesel	4WD	2497	69	94	06.90-10.92	*
G 270 CDI (463.322, 463.323) (OM 612.965)	Diesel	4WD	2685	115	156	10.01-07.03	*
G 350 CDI (463.346) (OM 642.886)	Diesel	4WD	2987	155	211	07.11-08.15	*
G 320 CDI (463.343) (OM 642.970)	Diesel	4WD	2987	165	224	09.06-12.12	*
300 GD (463.327, 463.328) (OM 603.931)	Diesel	4WD	2996	83	113	09.89-08.93	*
G 300 TD (463.330, 463.331) (OM 606.964)	Diesel	4WD	2996	130	177	08.96-07.00	*
350 Turbo GD (463.320, 463.321) (OM 603.972)	Diesel	4WD	3449	100	136	09.91-08.96	*

LISTA DE APLICACIONES - BUYERS GUIDE

G 400 CDI (463.332, 463.333) (OM 628.962)	Diesel	4WD	3996	184	250	12.00-07.06	*	
G-Class (W460) 03.79-08.93				Closed SUV (Off-Road SUV-J Segment)				
230 GE (460,2) (M 102.979)	Gasolina	4WD	2298	90	122	05.87-08.92	*	
230 GE (460,2) (M 102.987)	Gasolina	4WD	2298	90	122	05.87-08.92	*	
230 GE (461.238, 461.239) (M 102.979)	Gasolina	4WD	2298	90	122	09.89-07.96	*	
230 GE (461) (M 102.996)	Gasolina	4WD	2298	92	125	06.93-07.00	*	
230 GE (461) (M 102.997)	Gasolina	4WD	2298	92	125	06.93-07.00	*	
230 GE (460,2) (M 102.981)	Gasolina	4WD	2299	92	125	04.82-08.92	*	
230 GE (460,2) (M 102.987)	Gasolina	4WD	2299	92	125	04.82-08.92	*	
230 GE (460,2) (M 102.989)	Gasolina	4WD	2299	92	125	04.82-08.92	*	
230 G (460,2) (M 115.973)	Gasolina	4WD	2307	66	90	03.79-07.93	*	
230 G (460,2) (M 115.973)	Gasolina	4WD	2307	75	102	02.80-07.87	*	
280 GE (460,2) (M 110.994)	Gasolina	4WD	2746	110	150	08.84-08.89	*	
280 GE (460,2) (M 110.994)	Gasolina	4WD	2746	115	156	11.79-08.89	*	
240 GD (460,3) (OM 616.936)	Diesel	4WD	2399	53	72	03.79-08.87	*	
250 GD (460,3) (OM 602.930)	Diesel	4WD	2497	62	84	10.87-12.92	*	
250 GD (460,3) (OM 602.930)	Diesel	4WD	2497	68	92	12.88-08.92	*	
250 GD (461) (OM 602.939)	Diesel	4WD	2497	68	92	02.90-05.93	*	
290 GD/G 290 D (461.337, 461.338) (OM 602.942)	Diesel	4WD	2874	70	95	06.93-07.00	*	
G 290 TD (461.335, 461.336) (OM 602.983)	Diesel	4WD	2874	88	120	07.97-07.01	*	
300 GD (460.3)	Diesel	4WD	2996	83	113	03.79-07.93	*	
300 GD (460,3) (OM 617.931)	Diesel	4WD	2998	65	88	12.79-12.91	*	
G-Class (W463) 09.89-				Open SUV (Luxury Crossover SUV-J Segment)				
200 GE (463.200) (M 102.965)	Gasolina	4WD	1996	80	109	01.90-07.93	*	
230 GE (463.204) (M 102.989)	Gasolina	4WD	2298	93	126	06.90-02.93	*	
300 GE (463.207) (M 103.987)	Gasolina	4WD	2960	125	170	09.89-09.97	*	
320 GE (463.208) (M 104.996)	Gasolina	4WD	3199	155	211	09.94-11.97	*	
G 320 (463.209, 463.250) (M 112.945)	Gasolina	4WD	3199	158	215	11.97-08.04	*	
G 500 (463) (M 113.962)	Gasolina	4WD	4966	218	296	04.98-12.15	*	
G 500 (463.202) (M 273.963)	Gasolina	4WD	5461	285	388	12.09-08.14	*	
G 500 (463.202) (M 273.969)	Gasolina	4WD	5461	285	388	12.09-08.14	*	
G 350 CDI (OM 642.886)	Diesel	4WD	2987	155	211	07.11-12.15	*	
G 320 CDI (463.303) (OM 642.970)	Diesel	4WD	2987	165	224	09.06-12.12	*	
300 GD (463.307) (OM 603.931)	Diesel	4WD	2996	83	113	09.89-08.93	*	
G 300 TD (463.308) (OM 606.964)	Diesel	4WD	2996	130	177	09.96-07.00	*	
350 G Turbo-D (463.300) (OM 603.972)	Diesel	4WD	3449	100	136	09.91-09.97	*	
G 400 CDI (463.309) (OM 628.962)	Diesel	4WD	3996	184	250	12.00-07.06	*	
O 340 01.91-12.95				Bus				
O 340 (OM 441.994)	Diesel		10964	250	340	01.91-06.95	*	*
O 340 (OM 441.995)	Diesel		10964	250	340	01.91-06.95	*	*
Tourismo (OM 402.984)	Diesel		12763	280	381	08.92-08.95	*	*
Tourismo (OM 402.995)	Diesel		12763	280	381	08.92-08.95	*	*
O 350 TOURISMO (O 350) 09.94-				Bus				
Tourismo RHD, SHD (OM 441.980)	Diesel		10964	250	340	08.95-	*	*
Tourismo RHD, SHD (OM 445.934)	Diesel		10964	250	340	08.95-	*	*
Tourismo (OM 402.970)	Diesel		12763	280	381	08.95-	*	*
Tourismo (OM 446.938)	Diesel		14618	280	381	08.95-	*	*
O 404 01.91-12.99				Bus				
O 404 (OM 401.974)	Diesel		9570	200	272	09.91-10.99	*	*

LISTA DE APLICACIONES - BUYERS GUIDE

O 404 (OM 401.974)		Diesel		9570	200	272	09.91-10.99	*	*
O 404 (OM 401.970)		Diesel		9570	213	290	09.91-10.99	*	*
O 404 (OM 401.970)		Diesel		9570	213	290	09.91-10.99	*	*
O 404 (OM 401.970)		Diesel		9570	213	290	09.91-10.99	*	*
O 404 (OM 445.935)		Diesel		10964	213	290	09.94-10.99	*	*
O 404 (OM 445.935)		Diesel		10964	213	290	09.94-10.99	*	*
O 404 (OM 445.935)		Diesel		10964	213	290	09.94-10.99	*	*
O 404 (OM 441.980)		Diesel		10964	250	340	09.91-10.99	*	*
O 404 (OM 445.934)		Diesel		10964	250	340	09.91-10.99	*	*
O 404 (OM 441.980)		Diesel		10964	250	340	09.91-10.99	*	*
O 404 (OM 445.934)		Diesel		10964	250	340	09.91-10.99	*	*
O 404 (OM 441.922)		Diesel		11309	151	205	09.91-01.92	*	*
O 404 (OM 441.921)		Diesel		11309	165	224	09.91-01.92	*	*
O 404 (OM 402.970)		Diesel		12763	280	381	09.91-10.99	*	*
O 404 (OM 402.970)		Diesel		12763	280	381	09.91-10.99	*	*
O 404 (OM 402.974)		Diesel		12763	280	381	09.91-10.99	*	*
O 404 (OM 446.938)		Diesel		14618	280	381	09.94-10.99	*	*
O 404 (OM 446.934)		Diesel		14618	280	381	09.94-10.99	*	*
O 404 (OM 446.938)		Diesel		14618	280	381	09.94-10.99	*	*
O 404 (OM 446.938)		Diesel		14618	280	381	09.94-10.99	*	*
O 404 (OM 442.931)		Diesel		15078	195	265	09.91-01.92	*	*
O 404 (OM 442.930)		Diesel		15078	213	290	09.91-01.92	*	*
O 408 09.89-12.98					Bus				
O 408 (OM 447.908)		Diesel		11967	177	241	01.91-12.98	*	
O 408 (OM 447.912)		Diesel		11967	177	241	01.91-12.98	*	
O 408 (OM 447.958)		Diesel		11967	177	241	01.91-12.98	*	
O 408 (OM 447.992)		Diesel		11967	177	241	01.91-12.98	*	
O 408 (OM 447.987)		Diesel		11967	220	299	08.92-12.98	*	
O 408 (OM 447.993)		Diesel		11967	220	299	08.92-12.98	*	
O 409 01.86-									
-		Diesel			66	90	01.86-	*	
-		Diesel			85	115	01.86-	*	
-		Diesel			100	136	01.86-	*	
O 550 INTEGRO (O 550) 09.96-					Bus				
L		Diesel			184	250	09.96-	*	
L		Diesel			220	299	09.96-	*	
L		Diesel			260	354	09.96-	*	
O 609 01.86-									
D		Diesel					01.86-	*	
O 611 01.86-									
D		Diesel					01.86-	*	
O 614 01.86-									
D		Diesel					01.86-	*	
T1 (601, 611) 05.77-02.96					[CAMBIADO]:Furgón (LCVs-N1 Segment)				
308 D 2.3 (OM 601.940)		Diesel	RWD	2299	58	79	11.88-02.96	*	
308 D 2.3 (OM 601.940)		Diesel	RWD	2299	60	82	06.89-02.96	*	
207 D 2.4 (OM 616.937)		Diesel	RWD	2399	53	72	06.82-01.90	*	
207 D 2.4 (OM 616.939)		Diesel	RWD	2399	53	72	06.82-01.90	*	
307 D 2.4 (OM 616.937)		Diesel	RWD	2399	53	72	10.82-01.90	*	

LISTA DE APLICACIONES - BUYERS GUIDE

307 D 2.4 (OM 616.939)		Diesel	RWD	2399	53	72	10.82-01.90	*
310 D 2.9 (OM 602.940)		Diesel	RWD	2874	70	95	06.89-02.96	*
310 D 2.9 (OM 602.940)		Diesel	RWD	2874	72	98	06.89-02.96	*
209 D 2.9 (OM 617.913)		Diesel	RWD	2998	65	88	12.82-01.90	*
309 D 3.0 (OM 617.913)		Diesel	RWD	2998	65	88	10.82-01.90	*
T1 (602) 04.77-02.96					Bus (Minibus-M2-Segment)			
208 2.3 (M 115.955)		Gasolina	RWD	2307	63	86	05.77-12.82	*
208 2.3 (M 115.972)		Gasolina	RWD	2307	63	86	05.77-12.82	*
308 D 2.3 (OM 601.940)		Diesel	RWD	2299	58	79	05.90-02.96	*
308 D 2.3 (OM 601.940)		Diesel	RWD	2299	60	82	06.89-02.96	*
207 D 2.4 (601.371, 601.376, 601.377) (OM 616.937)		Diesel	RWD	2399	53	72	07.82-01.90	*
207 D 2.4 (601.371, 601.376, 601.377) (OM 616.939)		Diesel	RWD	2399	53	72	07.82-01.90	*
207 D 2.4 (601.371, 601.376, 601.377) (OM 616.917)		Diesel	RWD	2404	48	65	05.77-12.82	*
207 D 2.4 (601.371, 601.376, 601.377) (OM 616.934)		Diesel	RWD	2404	48	65	05.77-12.82	*
310 D 2.9 (OM 602.940)		Diesel	RWD	2874	70	95	06.89-02.96	*
310 D 2.9 (OM 602.940)		Diesel	RWD	2874	72	98	06.90-02.96	*
209 D 2.9 (OM 617.913)		Diesel	RWD	2998	65	88	12.82-01.90	*
T1 (601) 01.77-02.96					Caja/Chasis (LCVs-N1 Segment)			
308 D 2.3 (OM 601.940)		Diesel	RWD	2299	58	79	06.89-02.96	*
308 D 2.3 (OM 601.940)		Diesel	RWD	2299	60	82	06.89-02.96	*
307 D 2.4 (OM 616.937)		Diesel	RWD	2399	48	65	04.77-01.83	*
207 D 2.4 (OM 616.937)		Diesel	RWD	2399	53	72	12.77-10.89	*
307 D 2.4 (OM 616.937)		Diesel	RWD	2399	53	72	06.82-01.90	*
307 D 2.4 (OM 616.939)		Diesel	RWD	2399	53	72	06.82-01.90	*
207 D 2.4 (OM 616.917)		Diesel	RWD	2404	48	65	04.77-12.82	*
310 D 2.9 (OM 602.940)		Diesel	RWD	2874	70	95	06.89-02.96	*
310 D 2.9 (OM 602.940)		Diesel	RWD	2874	72	98	06.89-02.96	*
209 D 2.9 (OM 617.913)		Diesel	RWD	2998	65	88	12.82-01.90	*
309 D 3.0 (OM 617.913)		Diesel	RWD	2998	65	88	10.82-01.90	*
T1/TN 07.81-06.95					[CAMBIADO]:Furgón (LCVs-N1 Segment)			
410 (611.067, 611.068) (M 102.942)		Gasolina	RWD	2298	70	95	08.82-06.95	*
410 (611.067, 611.068) (M 102.945)		Gasolina	RWD	2298	77	105	08.82-06.95	*
407 D (611.367, 611.368) (OM 616.913)		Diesel	RWD	2398	53	72	07.81-01.89	*
407 D (611.367, 611.368) (OM 616.939)		Diesel	RWD	2398	53	72	07.81-01.89	*
409 D (611.467, 611.468) (OM 617.913)		Diesel	RWD	2998	65	88	04.82-01.89	*
T1/TN 07.81-06.95					Caja/Chasis (LCVs-N1 Segment)			
410 (611.017, 611.018) (M 102.942)		Gasolina	RWD	2298	70	95	08.82-06.95	*
410 (611.017, 611.018) (M 102.945)		Gasolina	RWD	2298	77	105	08.82-06.95	*
407 D (611.317, 611.318) (OM 616.913)		Diesel	RWD	2398	53	72	07.81-01.89	*
407 D (611.317, 611.318) (OM 616.939)		Diesel	RWD	2398	53	72	07.81-01.89	*
409 D (611.417, 611.418) (OM 617.913)		Diesel	RWD	2998	65	88	04.82-01.89	*
T2/L 01.68-12.88					[CAMBIADO]:Furgón (LCVs-N1 Segment)			
L 408 G (309.012, 309.013, 309.014, 309.015, 309.016,... (M 115.928)		Gasolina	RWD	2197	55	75	08.72-12.74	*
L 408 G (309.012, 309.013, 309.014, 309.015, 309.016,... (M 115.921)		Gasolina	RWD	2197	63	85	08.72-12.74	*
L 410 (309.011, 309.012, 309.013, 309.014, 309.015,... (M 102.943)		Gasolina	RWD	2299	70	95	08.82-12.88	*
L 409 (309.011, 309.012, 309.013, 309.014, 309.015,... (M 115.952)		Gasolina	RWD	2307	66	90	01.75-08.82	*

LISTA DE APLICACIONES - BUYERS GUIDE

L 405 D (OM 615)		Diesel	RWD	2197	44	60	01.72-12.80	*
L 406 DG (309.111, 309.112, 309.113, 309.114, 309.115,... (OM 615.910)		Diesel	RWD	2197	44	60	01.68-12.74	*
L 407 D (309.111, 309.112, 309.113, 309.114, 309.115,... (OM 616.910)		Diesel	RWD	2404	48	65	01.75-12.88	*
L 407 D (309.111, 309.112, 309.113, 309.114, 309.115,... (OM 616.910)		Diesel	RWD	2404	53	72	01.75-12.88	*
L 508 DG (309.411, 309.412, 309.413, 309.414, 309.415,...		Diesel	RWD	3782	60	82	01.70-12.88	*
L 508 DG (309.411, 309.412, 309.413, 309.414, 309.415,... (OM 314.946)		Diesel	RWD	3782	63	85	01.70-12.88	*
L 508 DG (309.411, 309.412, 309.413, 309.414, 309.415,... (OM 314.948)		Diesel	RWD	3782	63	85	01.70-12.88	*
L 608 D (310.311, 310.312, 310.313, 310.314, 310.315,... (OM 314.948)		Diesel	RWD	3784	63	85	01.70-12.88	*
L 608 D (310.311, 310.312, 310.313, 310.314, 310.315,... (OM 314.967)		Diesel	RWD	3784	63	85	01.70-12.88	*
L 613 D (310.510, 313.424, 313.427, 313.429) (OM 353.963)		Diesel	RWD	5675	96	130	04.77-12.88	*
L 613 D (310.510, 313.424, 313.427, 313.429) (OM 353.966)		Diesel	RWD	5675	96	130	04.77-12.88	*
T2/L 01.68-12.88					Caja/Chasis (LCVs-N1 Segment)			
L 408 G (309.000, 309.001, 309.002, 309.003, 309.011,... (M 115.928)		Gasolina	RWD	2197	55	75	08.72-12.74	*
L 408 G (309.000, 309.001, 309.002, 309.003, 309.011,... (M 115.921)		Gasolina	RWD	2197	63	85	08.72-12.74	*
L 410 (309.000, 309.002) (M 102.943)		Gasolina	RWD	2299	70	95	08.82-12.88	*
L 409 (309.000, 309.001, 309.002, 309.003) (M 115.952)		Gasolina	RWD	2307	66	90	01.75-08.82	*
L 405 D (OM 615)		Diesel	RWD	2197	44	60	01.72-12.80	*
L 406 DG (309.100, 309.101, 309.102, 309.103) (OM 615.910)		Diesel	RWD	2197	44	60	01.68-12.74	*
L 407 D (309.100, 309.101, 309.102, 309.103) (OM 616.910)		Diesel	RWD	2404	48	65	01.75-12.88	*
L 407 D (309.100, 309.101, 309.102, 309.103) (OM 616.917)		Diesel	RWD	2404	48	65	01.75-12.88	*
L 407 D (309.100, 309.101, 309.102, 309.103) (OM 616.910)		Diesel	RWD	2404	53	72	01.75-12.88	*
L 508 DG (309.400, 309.401, 309.402, 309.403, 309.404,...		Diesel	RWD	3782	60	82	01.70-12.88	*
L 508 DG (309.400, 309.401, 309.402, 309.403, 309.404,... (OM 314.946)		Diesel	RWD	3782	63	85	01.70-12.88	*
L 508 DG (309.400, 309.401, 309.402, 309.403, 309.404,... (OM 314.948)		Diesel	RWD	3782	63	85	01.70-12.88	*
L 608 D (310.300, 310.301, 310.302, 310.303, 310.304,... (OM 314.948)		Diesel	RWD	3782	63	85	01.70-12.88	*
L 608 D (310.300, 310.301, 310.302, 310.303, 310.304,... (OM 314.967)		Diesel	RWD	3782	63	85	01.70-12.88	*
L 911 (328.001, 328.002, 328.003, 328.005, 328.020,...		Diesel	RWD	5675	81	110	01.72-07.83	*
L 613 D (313.402, 313.404) (OM 353.963)		Diesel	RWD	5675	96	130	04.77-12.88	*
L 613 D (313.402, 313.404) (OM 353.966)		Diesel	RWD	5675	96	130	04.77-12.88	*
T2/LN1 04.86-12.94					[CAMBIADO]:Furgón (LCVs-N1 Segment)			
510 (667.061, 667.062) (M 102.946)		Gasolina	RWD	2299	70	95	04.86-12.94	*
510 (667.061, 667.062) (M 102.946)		Gasolina	RWD	2299	77	105	04.86-12.94	*
507 D (667.361, 667.362) (OM 616.914)		Diesel	RWD	2399	53	72	04.86-04.89	*
609 D (668.061, 668.062, 668.063) (OM 364.919)		Diesel	RWD	3972	63	86	04.86-12.94	*
709 D		Diesel	RWD	3972	63	86	04.86-12.94	*
709 D (669.061, 669.062, 669.063) (OM 364.921)		Diesel	RWD	3972	63	86	04.86-12.94	*
809 D (670.061, 670.062, 670.063) (OM 364.920)		Diesel	RWD	3972	63	86	04.86-12.94	*
809 D (670.061, 670.062, 670.063) (OM 364.921)		Diesel	RWD	3972	63	86	04.86-12.94	*
609 D (668.061, 668.062, 668.063) (OM 364.906)		Diesel	RWD	3972	66	90	04.86-12.94	*
709 D (669.061, 669.062, 669.063) (OM 364.906)		Diesel	RWD	3972	66	90	04.86-12.94	*

LISTA DE APLICACIONES - BUYERS GUIDE

709 D (669.061, 669.062, 669.063) (OM 364.912)	Diesel	RWD	3972	66	90	04.86-12.94	*
709 D (669.061, 669.062, 669.063)	Diesel	RWD	3972	66	90	04.86-12.94	*
809 D (670.061, 670.062, 670.063) (OM 364.906)	Diesel	RWD	3972	66	90	04.86-12.94	*
809 D (670.061, 670.062, 670.063) (OM 364.911)	Diesel	RWD	3972	66	90	04.86-12.94	*
609 D (668.061, 668.062, 668.063) (OM 354.902)	Diesel	RWD	3972	77	105	06.94-12.94	*
611 D (668.061, 668.062, 668.063) (OM 354.901)	Diesel	RWD	3972	77	105	06.94-12.94	*
711 D (669.361, 669.362, 669.363) (OM 354.902)	Diesel	RWD	3972	77	105	04.86-12.94	*
711 D (669.361, 669.362, 669.363) (OM 354.903)	Diesel	RWD	3972	77	105	04.86-12.94	*
711 D (669.361, 669.362, 669.363) (OM 364.957)	Diesel	RWD	3972	77	105	04.86-12.94	*
811 D (670.362, 670.363) (OM 354.901)	Diesel	RWD	3972	77	105	04.86-12.94	*
811 D (670.362, 670.363) (OM 354.903)	Diesel	RWD	3972	77	105	04.86-12.94	*
811 D (670.362, 670.363) (OM 364.958)	Diesel	RWD	3972	77	105	04.86-12.94	*
711 D (669.361, 669.362, 669.363) (OM 364.950)	Diesel	RWD	3972	85	115	04.86-12.94	*
711 D (669.361, 669.362, 669.363) (OM 364.952)	Diesel	RWD	3972	85	115	04.86-12.94	*
811 D (670.362, 670.363) (OM 364.950)	Diesel	RWD	3972	85	115	04.86-12.94	*
811 D (670.362, 670.363) (OM 364.952)	Diesel	RWD	3972	85	115	04.86-12.94	*
814 D (670.364, 670.365, 670.366) (OM 364.981)	Diesel	RWD	3972	100	136	11.87-12.94	*
814 D (670.364, 670.365, 670.366) (OM 364.986)	Diesel	RWD	3972	100	136	11.87-12.94	*
814 DA 4x4 (670.464, 670.465) (OM 364.984)	Diesel	4WD	3972	100	136	11.87-12.94	*
814 DA 4x4 (670.464, 670.465) (OM 364.987)	Diesel	4WD	3972	100	136	11.87-12.94	*
714 D (669.361, 669.362, 669.363) (OM 354.923)	Diesel	RWD	3972	103	140	06.94-12.94	*
814 D (670.364, 670.365, 670.366) (OM 354.924)	Diesel	RWD	3972	103	140	11.87-12.94	*
814 DA 4x4 (670.464, 670.465)	Diesel	4WD	3972	103	140	11.87-12.94	*
T2/LN1 07.87-12.92				Bus (Minibus-M2-Segment)			
O 609 D (672.072, 672.073) (OM 364.913)	Diesel	RWD	3972	66	90	07.87-12.92	*
O 611 D (672.372, 672.373) (OM 364.952)	Diesel	RWD	3972	85	116	07.87-12.92	*
O 611 D (672.372, 672.373) (OM 364.954)	Diesel	RWD	3972	85	116	07.87-12.92	*
O 614 D (672.375, 672.376) (OM 364.980)	Diesel	RWD	3972	100	136	07.87-12.92	*
O 614 D (672.375, 672.376) (OM 364.981)	Diesel	RWD	3972	100	136	07.87-12.92	*
4.0 O 409 D	Diesel	RWD	3995	66	90	07.87-	*
4.0 O 409 D	Diesel	RWD	3995	85	115	07.87-	*
4.0 O 409 D	Diesel	RWD	3995	100	136	07.87-	*
T2/LN1 04.86-12.94				Cabeza tractora (LCVs-N1 Segment)			
809 DT (670.199) (OM 364.911)	Diesel	FWD	3972	63	86	04.86-12.94	*
809 DT (670.199) (OM 364.911)	Diesel	FWD	3972	66	90	04.86-12.94	*
T2/LN1 04.86-12.11				Caja/Chasis (LCVs-N1 Segment)			
510 (667.001, 667.002) (M 102.946)	Gasolina	RWD	2299	70	95	04.86-12.94	*
510 (667.001, 667.002) (M 102.946)	Gasolina	RWD	2299	77	105	04.86-12.94	*
507 D (667.301, 667.302, 667.341, 667.342) (OM 616.914)	Diesel	RWD	2399	53	72	04.86-04.89	*
507 DK (667.341, 667.342) (OM 616.914)	Diesel	RWD	2399	53	72	04.86-04.89	*
609 D (668.001, 668.002, 668.003) (OM 364.919)	Diesel	RWD	3972	63	86	04.86-12.94	*
609 DK (668.041, 668.042) (OM 364.919)	Diesel	RWD	3972	63	86	04.86-12.94	*
709 D (669.000, 669.001, 669.002, 669.003, 669.041)	Diesel	RWD	3972	63	86	04.86-12.94	*
709 D (669.001, 669.002, 669.003, 669.041, 669.000) (OM 364.921)	Diesel	RWD	3972	63	86	04.86-12.94	*
709 DK (669.041, 669.042) (OM 364.921)	Diesel	RWD	3972	63	86	04.86-12.94	*
809 D (670.001, 670.002, 670.003) (OM 364.920)	Diesel	RWD	3972	63	86	04.86-12.94	*
809 D (670.001, 670.002, 670.003) (OM 364.921)	Diesel	RWD	3972	63	86	04.86-12.94	*
809 DK (670.041, 670.042) (OM 364.920)	Diesel	RWD	3972	63	86	04.86-12.94	*
809 DK (670.041, 670.042) (OM 364.921)	Diesel	RWD	3972	63	86	04.86-12.94	*

LISTA DE APLICACIONES - BUYERS GUIDE

609 D (668.001, 668.002, 668.003) (OM 364.906)	Diesel	RWD	3972	66	90	04.86-12.94	*
609 DK (668.041, 668.042) (OM 364.906)	Diesel	RWD	3972	66	90	04.86-12.94	*
709 D	Diesel	RWD	3972	66	90	04.86-12.94	*
709 D (669.000, 669.001, 669.002, 669.003, 669.041) (OM 364.906)	Diesel	RWD	3972	66	90	04.86-12.94	*
709 D (669.000, 669.001, 669.002, 669.003, 669.041) (OM 364.912)	Diesel	RWD	3972	66	90	04.86-12.94	*
709 DK (669.041, 669.042) (OM 364.906)	Diesel	RWD	3972	66	90	04.86-12.94	*
809 D (670.001, 670.002, 670.003) (OM 364.906)	Diesel	RWD	3972	66	90	04.86-12.94	*
809 D (670.001, 670.002, 670.003) (OM 364.911)	Diesel	RWD	3972	66	90	04.86-12.94	*
809 DK (670.041, 670.042) (OM 364.906)	Diesel	RWD	3972	66	90	04.86-12.94	*
809 DK (670.041, 670.042) (OM 364.911)	Diesel	RWD	3972	66	90	04.86-12.94	*
609 D (668.001, 668.002, 668.003) (OM 354.902)	Diesel	RWD	3972	77	105	06.94-12.94	*
611 D (668.001, 668.002, 668.003) (OM 354.902)	Diesel	RWD	3972	77	105	06.94-12.94	*
611 DK (668.041, 668.042) (OM 354.901)	Diesel	RWD	3972	77	105	06.94-12.94	*
711 D (669.301, 669.302, 669.303) (OM 354.902)	Diesel	RWD	3972	77	105	04.86-12.94	*
711 D (669.301, 669.302, 669.303) (OM 354.903)	Diesel	RWD	3972	77	105	04.86-12.94	*
711 D (669.301, 669.302, 669.303) (OM 364.957)	Diesel	RWD	3972	77	105	04.86-12.94	*
811 D (670.303) (OM 364.958)	Diesel	RWD	3972	77	105	04.86-12.94	*
711 D (669.301, 669.302, 669.303) (OM 364.950)	Diesel	RWD	3972	85	115	04.86-12.94	*
711 D (669.301, 669.302, 669.303) (OM 364.952)	Diesel	RWD	3972	85	115	04.86-12.94	*
811 D (670.302, 670.303) (OM 364.950)	Diesel	RWD	3972	85	116	04.86-12.94	*
811 D (670.302, 670.303) (OM 364.952)	Diesel	RWD	3972	85	116	04.86-12.94	*
811 DK (670.341, 670.342) (OM 364.950)	Diesel	RWD	3972	85	115	04.86-12.94	*
811 DK (670.341, 670.342) (OM 364.952)	Diesel	RWD	3972	85	115	04.86-12.94	*
814 D (670.312, 670.313) (OM 364.981)	Diesel	RWD	3972	100	136	11.87-12.94	*
814 D (670.312, 670.313) (OM 364.986)	Diesel	RWD	3972	100	136	11.87-12.94	*
814 DA 4x4 (670.411, 670.412) (OM 364.984)	Diesel	4WD	3972	100	136	11.87-12.94	*
814 DA 4x4 (670.411, 670.412) (OM 364.987)	Diesel	4WD	3972	100	136	11.87-12.94	*
814 DA 4x4 (670.411, 670.412) (OM 364.984)	Diesel	4WD	3972	100	136	11.87-12.94	*
814 DA 4x4 (670.411, 670.412) (OM 364.987)	Diesel	4WD	3972	100	136	11.87-12.94	*
714 D (669.301, 669.302, 669.303) (OM 354.923)	Diesel	RWD	3972	103	140	06.94-12.94	*
814 D (670.312, 670.313) (OM 354.924)	Diesel	RWD	3972	103	140	11.87-12.94	*
T2/LN1 04.86-12.94				Volquete (Volquete-N2 Segment)			
811 DK (670.341, 670.342)	Diesel	RWD	3972	77	105	04.86-12.94	*
VARIO (B667, B670, B668) 09.96-				[CAMBIADO]:Furgón (LCVs-N1 Segment)			
512 D (667.351, 667.352, 667.353) (OM 602.984)	Diesel	RWD	2874	90	122	09.96-12.10	* *
612 D (668.351, 668.352, 668.353) (OM 602.984)	Diesel	RWD	2874	90	122	09.96-12.10	* *
612 D (668.351, 668.352, 668.353) (OM 602.985)	Diesel	RWD	2874	90	122	09.96-12.10	* *
812 D (670.351, 670.352, 670.353) (OM 602.984)	Diesel	RWD	2874	90	122	09.96-12.10	* *
812 D (670.351, 670.352, 670.353) (OM 602.985)	Diesel	RWD	2874	90	122	09.96-12.10	* *
613 D, 614 D (668.351, 668.352, 668.353) (OM 900.917)	Diesel	RWD	4249	95	129	09.96-12.13	* *
613 D, 614 D (668.351, 668.352, 668.353) (OM 904.908)	Diesel	RWD	4249	95	129	09.96-12.13	* *
813 D, 814 D (670.351, 670.352, 670.353) (OM 900.917)	Diesel	RWD	4249	95	129	09.96-12.13	* *
813 D, 814 D (670.351, 670.352, 670.353) (OM 904.908)	Diesel	RWD	4249	95	129	09.96-12.13	* *
813 DA, 814 DA 4x4 (669.599, 670.451, 670.452, 670.453) (OM 904.908)	Diesel	4WD	4249	95	129	09.96-12.13	* *
613 D, 614 D (668.351, 668.352, 668.353) (OM 904.908)	Diesel	RWD	4249	100	136	09.96-12.11	* *
813 D, 814 D (670.351, 670.352, 670.353) (OM 904.908)	Diesel	RWD	4249	100	136	09.96-12.13	* *

LISTA DE APLICACIONES - BUYERS GUIDE

813 DA, 814 DA 4x4 (669.599, 670.451, 670.452, 670.453) (OM 904.908)	Diesel	4WD	4249	100	136	09.96-12.13	*	*
615 D, 616 D (668.351, 668.352, 668.353) (OM 904.923)	Diesel	RWD	4249	112	152	09.98-12.10	*	*
815 D, 816 D (670.351, 670.352, 670.353) (OM 904.923)	Diesel	RWD	4249	112	152	09.96-12.10	*	*
815 DA, 816 DA 4x4 (669.599, 670.451, 670.452, 670.453) (OM 904.923)	Diesel	4WD	4249	112	152	09.96-12.10	*	*
615 D, 616 D (668.351, 668.352, 668.353) (OM 900.918)	Diesel	RWD	4249	115	156	09.98-12.13	*	*
615 D, 616 D (668.351, 668.352, 668.353) (OM 904.923)	Diesel	RWD	4249	115	156	09.98-12.13	*	*
815 D, 816 D (670.351, 670.352, 670.353) (OM 900.918)	Diesel	RWD	4249	115	156	09.96-12.13	*	*
815 D, 816 D (670.351, 670.352, 670.353) (OM 904.923)	Diesel	RWD	4249	115	156	09.96-12.13	*	*
815 DA, 816 DA 4x4 (669.599, 670.451, 670.452, 670.453) (OM 904.923)	Diesel	4WD	4249	115	156	09.96-12.13	*	*
VARIO (B670) 08.96-				Bus (Minibus-M2-Segment)				
O 812 (670.373, 670.674) (OM 602.984)	Diesel	RWD	2874	90	122	09.96-12.10	*	*
O 812 (670.373, 670.674) (OM 602.985)	Diesel	RWD	2874	90	122	09.96-12.10	*	*
O 810 (670.373, 670.374) (OM 904.904)	Diesel	RWD	4249	75	102	09.96-12.10	*	*
O 814 (670.373, 670.374) (OM 904.908)	Diesel	RWD	4249	100	136	09.96-12.10	*	*
O 815 (670.373, 670.374) (OM 904.923)	Diesel	RWD	4249	112	152	09.96-12.10	*	*
VARIO 09.96-				Cabeza tractora (LCVs-N1 Segment)				
810 DT (670.398) (OM 904.904)	Diesel	RWD	4249	75	102	09.96-06.06	*	*
814 DT (670.398) (OM 904.908)	Diesel	RWD	4249	100	136	09.96-06.06	*	*
816 DT (670.398) (OM 904.923)	Diesel	RWD	4249	112	152	09.96-06.06	*	*
VARIO (B670, B668, B667) 09.96-				Caja/Chasis (LCVs-N1 Segment)				
512 D (667.321, 667.322, 667.323) (OM 602.984)	Diesel	RWD	2874	90	122	09.96-12.10	*	*
612 D (668.321, 668.322, 668.323) (OM 602.984)	Diesel	RWD	2874	90	122	09.96-12.10	*	*
612 D (668.321, 668.322, 668.323) (OM 602.985)	Diesel	RWD	2874	90	122	09.96-12.10	*	*
612 D (668.331, 668.332) (OM 602.984)	Diesel	RWD	2874	90	122	09.96-12.10	*	*
612 D (668.331, 668.332) (OM 602.985)	Diesel	RWD	2874	90	122	09.96-12.10	*	*
812 D (670.321, 670.322, 670.323, 670.324) (OM 602.984)	Diesel	RWD	2874	90	122	09.96-12.10	*	*
812 D (670.321, 670.322, 670.323, 670.324) (OM 602.985)	Diesel	RWD	2874	90	122	09.96-12.10	*	*
812 D (670.331, 670.332) (OM 602.984)	Diesel	RWD	2874	90	122	09.96-12.10	*	*
812 D (670.331, 670.332) (OM 602.985)	Diesel	RWD	2874	90	122	09.96-12.10	*	*
613 D, 614 D (668.321, 668.322, 668.323) (OM 904.908)	Diesel	RWD	4249	95	129	09.96-	*	*
613 D, 614 D (668.321, 668.322, 668.323) (OM 904.917)	Diesel	RWD	4249	95	129	09.96-	*	*
613 D, 614 D (668.331, 668.332) (OM 900.917)	Diesel	RWD	4249	95	129	09.96-12.13	*	*
613 D, 614 D (668.331, 668.332) (OM 904.908)	Diesel	RWD	4249	95	129	09.96-12.13	*	*
813 D, 814 D (670.321, 670.322, 670.323, 670.324) (OM 900.917)	Diesel	RWD	4249	95	129	09.96-12.13	*	*
813 D, 814 D (670.321, 670.322, 670.323, 670.324) (OM 904.908)	Diesel	RWD	4249	95	129	09.96-12.13	*	*
813 D, 814 D (670.331, 670.332) (OM 900.917)	Diesel	RWD	4249	95	129	09.96-12.13	*	*
813 D, 814 D (670.331, 670.332) (OM 904.908)	Diesel	RWD	4249	95	129	09.96-12.13	*	*
813 DA, 814 DA 4x4 (670.431, 670.432) (OM 904.908)	Diesel	4WD	4249	95	129	09.96-12.13	*	*
813 DA, 814 DA 4x4 (670.431, 670.432) (OM 904.908)	Diesel	4WD	4249	95	129	09.96-12.13	*	*
613 D, 614 D (668.321, 668.322, 668.323) (OM 904.908)	Diesel	RWD	4249	100	136	09.96-12.11	*	*
613 D, 614 D (668.331, 668.332) (OM 904.908)	Diesel	RWD	4249	100	136	09.96-11.12	*	*
813 D, 814 D (670.321, 670.322, 670.323, 670.324) (OM 904.908)	Diesel	RWD	4249	100	136	09.96-12.13	*	*

LISTA DE APLICACIONES - BUYERS GUIDE

813 D, 814 D (670.331, 670.332) (OM 904.908)	Diesel	RWD	4249	100	136	09.96-12.13	*	*
813 DA, 814 DA 4x4 (670.431, 670.432) (OM 904.908)	Diesel	4WD	4249	100	136	09.96-12.13	*	*
813 DA, 814 DA 4x4 (670.431, 670.432) (OM 904.908)	Diesel	4WD	4249	100	136	09.96-12.13	*	*
815 D (670.324, 670.323, 670.322, 670.321) (OM 904.936)	Diesel	RWD	4249	110	150	09.96-12.13	*	*
615 D, 616 D (668.321, 668.322, 668.323) (OM 904.923)	Diesel	RWD	4249	112	152	09.98-	*	*
615 D, 616 D (668.331, 668.332) (OM 904.923)	Diesel	RWD	4249	112	152	09.98-	*	*
815 D, 816 D (670.321, 670.322, 670.323, 670.324) (OM 904.923)	Diesel	RWD	4249	112	152	09.96-12.10	*	*
815 D, 816 D (670.331, 670.332) (OM 904.923)	Diesel	RWD	4249	112	152	09.96-	*	*
815 DA, 816 DA 4x4 (670.431, 670.432) (OM 904.923)	Diesel	4WD	4249	112	152	09.96-12.10	*	*
815 DA, 816 DA 4x4 (670.431, 670.432) (OM 904.923)	Diesel	4WD	4249	112	152	09.96-12.10	*	*
615 D, 616 D (668.321, 668.322, 668.323) (OM 900.918)	Diesel	RWD	4249	115	156	09.98-	*	*
615 D, 616 D (668.321, 668.322, 668.323) (OM 904.923)	Diesel	RWD	4249	115	156	09.98-	*	*
615 D, 616 D (668.331, 668.332) (OM 900.918)	Diesel	RWD	4249	115	156	09.98-	*	*
615 D, 616 D (668.331, 668.332) (OM 904.923)	Diesel	RWD	4249	115	156	09.98-	*	*
815 D, 816 D (670.321, 670.322, 670.323, 670.324) (OM 900.918)	Diesel	RWD	4249	115	156	09.96-12.13	*	*
815 D, 816 D (670.321, 670.322, 670.323, 670.324) (OM 904.923)	Diesel	RWD	4249	115	156	09.96-12.13	*	*
815 D, 816 D (670.331, 670.332) (OM 900.918)	Diesel	RWD	4249	115	156	09.96-12.13	*	*
815 D, 816 D (670.331, 670.332) (OM 904.923)	Diesel	RWD	4249	115	156	09.96-12.13	*	*
815 DA, 816 DA 4x4 (670.431, 670.432) (OM 904.923)	Diesel	4WD	4249	115	156	09.96-12.13	*	*
815 DA, 816 DA 4x4 (670.431, 670.432) (OM 904.923)	Diesel	4WD	4249	115	156	09.96-12.13	*	*
OPTARE								
NOUVELLE 01.96-					Bus			
SR	Diesel					01.96-	*	*
SOLO 10.97-					Bus			
-	Diesel					10.97-	*	*
STARRIDER 01.87-					Bus			
-	Diesel					01.87-	*	