



# LISTA DE APLICACIONES - BUYERS GUIDE

## 610166RB



8 424073 186126

Weight: 32




2x

130 mm.

5.4

## 610166RB



130 mm.

WVA
20140
20141
20347
20348
20999

Sin Filas



Trac.	CC	Kw	CV		
					
				Front / Rear	

## ARO

10-11 / Enduro 06.80-10.06					Closed SUV (Off-Road SUV-J Segment)			
1,3 (810-02)		Gasolina	4WD	1289	40	54	06.80-11.86	*
1,4 (IAP 810-R-99)		Gasolina	4WD	1397	46	63	06.84-10.99	*
1.6		Gasolina	4WD	1557	67	91	06.98-10.99	*
1.6 (HN)		Gasolina	4WD	1595	55	75	06.88-10.99	*
1.6 16V		Gasolina	4WD	1598	78	106	06.98-10.99	*
1.6 TD		Diesel	4WD	1588	51	70	08.88-10.99	*
1.6 TD		Diesel	4WD	1588	59	80	01.89-12.92	*
1.6 D (F8M 700)		Diesel	4WD	1596	40	54	09.86-10.99	*
1.9 D (F8QA6)		Diesel	4WD	1870	48	65	09.92-10.06	*
1.9 TD (F8QT)		Diesel	4WD	1870	69	94	06.97-10.06	*
240-244 (24-32 Series) 04.78-12.06					Closed SUV (Off-Road SUV-J Segment)			
2.5 (ARO L25)		Gasolina	4WD	2495	59	80	04.78-12.98	*
2.5 (ARO L25)		Gasolina	4WD	2495	60	82	01.80-12.98	*
2.9 V6		Gasolina	4WD	2935	108	147	01.98-12.06	*
3.0 (ARO L30)		Gasolina	4WD	3007	70	95	01.92-12.06	*
2.5 D (XD3P)		Diesel	4WD	2498	52	71	01.83-12.98	*
2.5 TD (XD3TP)		Diesel	4WD	2498	70	95	01.92-12.06	*
2.5 TD (VM-425HLT)		Diesel	4WD	2499	74	101	01.92-12.06	*
2.7 D		Diesel	4WD	2660	50	68	09.89-12.98	*
2.7 D (ARO L-27D)		Diesel	4WD	2660	52	71	04.85-12.98	*
2.7 D (ARO L-27D)		Diesel	4WD	2660	60	82	01.83-12.98	*
2.7 TD		Diesel	4WD	2660	64	87	04.85-12.06	*

# LISTA DE APLICACIONES - BUYERS GUIDE

3.1 D (ARO D-127)	Diesel	4WD	3119	47	64	01.80-12.83	*
<b>ACM 01.85-12.90</b>				<b>[CAMBIADO]:Fastback (Off-Road SUV-J Segment)</b>			
2.5 D TD	Diesel	RWD	2495	51	70	01.85-	*
<b>DACIA 01.85-12.90</b>				<b>Caja/Chasis (LCVs-N1 Segment)</b>			
1.9	Gasolina	FWD	1895	47	64	01.85-	*
<b>EXPANDER 01.85-12.90</b>				<b>Caja/Chasis (LCVs-N1 Segment)</b>			
2.5 D	Diesel	RWD	2495	47	64	01.85-	*
<b>PEUGEOT</b>							
<b>104 10.72-06.88</b>				<b>[CAMBIADO]:Fastback (Supermini car-B Segment)</b>			
1.4 (150 (XY6B))	Gasolina	FWD	1360	53	72	08.79-06.83	*
<b>104 09.73-06.88</b>				<b>Coupé (Supermini car-B Segment)</b>			
1.4 (150 (XY6B))	Gasolina	FWD	1360	53	72	08.79-06.84	*