


LISTA DE APLICACIONES - BUYERS GUIDE

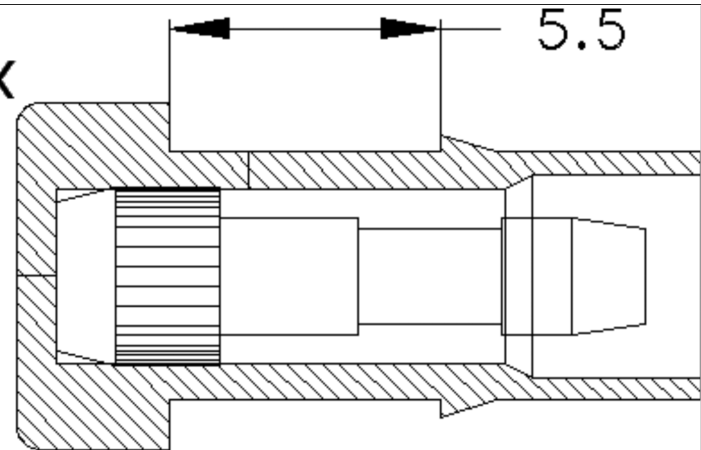
610045RB




8 424073 185969

Weight: 26

2x





610045RB



WVA
20334
20833
20834
20950
20951

Sin Filas



Trac.	CC	Kw	CV		
					
				Front / Rear	

ABARTH

RITMO / STRADA 11.81-12.87

[CAMBIADO]:Fastback (Compact car-C Segment)

125 TC 2.0 (138.A_) (138 AR1.000)	Gasolina	FWD	1995	92	125	11.81-12.87	*
130 TC 2.0 (138.A_, 138.A) (138 AR2.000)	Gasolina	FWD	1995	96	130	04.83-12.87	*

ALFA ROMEO

145 (3 door) (930_) 07.94-01.01

[CAMBIADO]:Fastback (Compact car-C Segment)

1.4 i.e. (930.A3) (AR 33501)	Gasolina	FWD	1351	66	90	07.94-12.96	*
1.6 i.e. (930.A2) (AR 33201)	Gasolina	FWD	1596	76	103	10.94-12.96	*
1.7 i.e. 16V (930.A1) (AR 33401)	Gasolina	FWD	1712	95	129	10.94-12.96	*
1.9 TD (930.A4) (AR 33601)	Diesel	FWD	1929	66	90	10.94-02.99	*
1.9 TD (930.A4) (AR 67501)	Diesel	FWD	1929	66	90	10.94-02.99	*
1.9 D	Diesel	RWD	1929	68	92	07.94-02.99	*

146 (5 door) (930_) 12.94-10.01

[CAMBIADO]:Fastback (Compact car-C Segment)

1.4 i.e. (930.B3) (AR 33501)	Gasolina	FWD	1351	66	90	12.94-12.96	*
1.6 i.e. (930.B2) (AR 33201)	Gasolina	FWD	1596	76	103	12.94-12.96	*
1.7 i.e. 16V (930.B1) (AR 33401)	Gasolina	FWD	1712	95	129	12.94-12.96	*
1.9 TD (930.B4A) (AR 33601)	Diesel	FWD	1929	66	90	12.94-02.99	*
1.9 TD (930.B4A) (AR 67501)	Diesel	FWD	1929	66	90	12.94-02.99	*
1.9 D	Diesel	RWD	1929	68	92	05.95-09.96	*

155 (167_) 01.92-12.97

Sedán (Compact executive car-D Segment)

1.6 16V T.S. (167.A6A) (AR 67601)	Gasolina	FWD	1598	88	120	05.96-12.97	*
1.7 T.S. 16V (167.A4N) (AR 67106)	Gasolina	FWD	1747	103	140	05.96-12.97	*
1.7 T.S. (167.A4G) (AR 67103)	Gasolina	FWD	1748	83	113	04.93-04.96	*

LISTA DE APLICACIONES - BUYERS GUIDE

1.7 T.S. (167.A4D, 167.A4H) (AR 67105)	Gasolina	FWD	1748	85	115	04.93-04.96	*
1.8 T.S. (167.A4C, 167.A) (AR 67402)	Gasolina	FWD	1756	77	105	02.92-12.97	*
1.8 T.S. Sport (167.A4A, 167.A4C, 167.A4E) (AR 67101)	Gasolina	FWD	1773	93	127	03.92-12.96	*
1.8 T.S. Sport (167.A4A, 167.A4C, 167.A4E) (AR 67102)	Gasolina	FWD	1773	93	127	03.92-12.96	*
1.8 T.S. (167A4) (AR 67101)	Gasolina	FWD	1773	95	129	02.92-05.94	*
2.0 T.S. (167.A2A, 167.A2D) (AR 67201)	Gasolina	FWD	1995	104	141	02.92-05.95	*
2.0 T.S. (167.A2A, 167.A2D) (AR 67202)	Gasolina	FWD	1995	104	141	02.92-05.95	*
2.0 T.S. (167.A2D) (AR 67201)	Gasolina	FWD	1995	106	144	02.92-01.95	*
2.0 T.S. (167.A2D) (AR 67202)	Gasolina	FWD	1995	106	144	02.92-01.95	*
1.9 TD (167.A3B, 167.A3) (AR 67501)	Diesel	FWD	1929	66	90	04.93-12.97	*
SPIDER IV (916_) 09.94-04.05				Cabrío (Sports car-S Segment)			
2.0 T.SPARK 16V (916S2C00) (AR 16201)	Gasolina	FWD	1970	110	150	06.95-04.05	*
2.0 T.SPARK 16V (916S2C00) (AR 32310)	Gasolina	FWD	1970	110	150	06.95-04.05	*
AUTOBIANCHI							
Y10 (156) 03.85-10.95				[CAMBIADO]:Fastback (City car-A Segment)			
1.1 (156C.000)	Gasolina	FWD	1108	42	57	06.89-10.95	*
1.1 i.e. Cat (156C.046)	Gasolina	FWD	1108	42	57	09.90-10.95	*
1.3 i.e. GT (146A5.046)	Gasolina	FWD	1297	54	73	06.89-10.95	*
1.3 i.e. GT (156B.000)	Gasolina	FWD	1301	57	78	06.89-10.95	*
FIAT							
131 (131_) 10.74-03.87				Sedán (Compact car-C Segment)			
1.3 Mirafiori (131 A6.000)	Gasolina	RWD	1297	40	54	10.74-09.81	*
1.3 Mirafiori (131A) (131 A.000)	Gasolina	RWD	1297	48	65	10.74-12.82	*
1.3 Super Mirafiori (131 B.000)	Gasolina	RWD	1297	57	78	03.78-12.80	*
1.4 Mirafiori (131 C.000)	Gasolina	RWD	1367	51	70	11.80-01.84	*
1.4 Mirafiori (131 C1.000)	Gasolina	RWD	1367	51	70	11.80-01.84	*
1.4 Super Mirafiori (131 C1.000)	Gasolina	RWD	1367	55	75	04.81-12.83	*
1.6 (131A1) (131 A1.000)	Gasolina	RWD	1585	55	75	10.74-09.81	*
1.6 (131 C2.000)	Gasolina	RWD	1585	63	85	11.76-12.84	*
1.6 Super (131 C3.000)	Gasolina	RWD	1585	71	97	03.78-01.84	*
1.6 Super Mirafiori (A) (131 B1.000)	Gasolina	RWD	1585	72	98	03.79-03.82	*
2.0 Super (131 C4.000)	Gasolina	RWD	1995	83	113	01.81-12.84	*
2.0 Racing (131 B2.000)	Gasolina	RWD	1995	85	115	06.78-12.81	*
2.0 D (8144.65)	Diesel	RWD	1995	44	60	03.78-03.87	*
2.5 D (8144.61)	Diesel	RWD	2445	53	72	06.78-02.84	*
131 Familiare/Panorama (131_) 03.75-12.84				[CAMBIADO]:Break (Compact car-C Segment)			
1.3 Mirafiori (131AF) (131 A6.000)	Gasolina	RWD	1297	40	54	03.75-12.78	*
1.3 Mirafiori (AF) (131 A.000)	Gasolina	RWD	1297	48	65	03.75-03.82	*
1.4 Mirafiori (131 C.000)	Gasolina	RWD	1367	51	70	11.81-01.84	*
1.4 Mirafiori (131 C1.000)	Gasolina	RWD	1367	51	70	11.81-01.84	*
1.6 CL (AF1) (131 A1.000)	Gasolina	RWD	1585	55	75	03.75-12.78	*
1.6 (131 C2.000)	Gasolina	RWD	1585	63	85	11.80-12.84	*
1.6 Super (131 C3.000)	Gasolina	RWD	1585	72	97	12.79-12.81	*
2.0 Super (131 C4.000)	Gasolina	RWD	1995	83	113	01.81-12.84	*
2.0 D (8144.65)	Diesel	RWD	1995	44	60	07.78-08.84	*
2.5 Super Diesel (AF) (8144.61)	Diesel	RWD	2445	53	72	03.79-12.84	*
132 (132_) 04.72-12.82				Sedán (Large family car-D Segment)			
1.6 (132 C.000)	Gasolina	RWD	1585	65	88	05.77-09.82	*

LISTA DE APLICACIONES - BUYERS GUIDE

1.6 (132 C6.000)		Gasolina	RWD	1585	66	90	03.77-12.81	*
2.0 i.e. (132 C3.000)		Gasolina	RWD	1995	90	122	01.80-12.82	*
2.0 D (8144.65)		Diesel	RWD	1995	44	60	07.78-07.82	*
2.5 D (8144.61)		Diesel	RWD	2445	53	72	07.78-07.82	*
147 / SPAZIO / VIVACE (147_) 10.76-12.96					[CAMBIADO]:Fastback (Compact car-C Segment)			
0.9		Gasolina	FWD	903	33	45	04.77-12.81	*
1.0 (127 A.000)		Gasolina	FWD	1049	37	50	10.76-12.95	*
900 T/E Panorama (200_) 01.78-01.86					Bus (Minibus-M2-Segment)			
0.9 (100 GF 000)		Gasolina	RWD	903	26	35	01.78-01.86	*
900 T/E Pulmino (200_) 01.78-01.86					Bus (Minibus-M2-Segment)			
0.9 (100 GF 000)		Gasolina	RWD	903	26	35	01.78-01.86	*
ARGENTA (132_) 05.77-03.87					Sedán (Large family car-D Segment)			
1600 i.e (132 D.000)		Gasolina	RWD	1585	66	90	04.81-12.85	*
1600 (132 D.000)		Gasolina	RWD	1585	72	98	04.81-12.85	*
2000 (132 C2.000)		Gasolina	RWD	1995	83	113	06.78-12.85	*
2000 (132 D1.000)		Gasolina	RWD	1995	83	113	06.78-12.85	*
2000 i.e. (132 C3.000)		Gasolina	RWD	1995	90	122	06.81-07.86	*
2000 Volumex (132 C3.000)		Gasolina	RWD	1995	99	135	06.84-07.85	*
2500 Diesel (8144.61)		Diesel	RWD	2445	53	72	06.81-11.85	*
2500 Turbodiesel (8144.61.500.81)		Diesel	RWD	2445	66	90	07.83-08.85	*
BARCETTA (183_) 03.95-05.05					Cabrío (Sports car-S Segment)			
1.8 16V (183 A1.000)		Gasolina	FWD	1747	96	130	04.95-05.05	*
1.8 16V (188 A6.000)		Gasolina	FWD	1747	96	130	04.95-05.05	*
CROMA (154_) 12.85-12.96					[CAMBIADO]:Fastback (Large family car-D Segment)			
2000 CHT (154 A1.000)		Gasolina	FWD	1995	74	100	01.91-09.92	*
2000 CHT (154 C5.000)		Gasolina	FWD	1995	74	100	01.91-09.92	*
2000 16V (154 E1.000)		Gasolina	FWD	1995	101	137	08.92-08.96	*
1900 Turbo D i.d. (154.LL, 154.PL) (154 C6.000)		Diesel	FWD	1929	66	90	08.87-10.92	*
1900 Turbo D i.d. (154 D1.000)		Diesel	FWD	1929	69	94	11.92-12.96	*
PANDA (141_) 03.80-07.04					[CAMBIADO]:Fastback (City car-A Segment)			
950 (A 112 B1.054)		Gasolina	FWD	965	35	48	09.82-08.83	*
950 4x4 (A 112 B1.054)		Gasolina	4WD	965	35	48	09.83-12.86	*
PUNTO (176_) 09.93-09.99					[CAMBIADO]:Fastback (Supermini car-B Segment)			
60 1.2 (176 A7.000)		Gasolina	FWD	1242	43	58	01.94-09.99	*
1.4 GT Turbo (176AS_) (176 B6.000)		Gasolina	FWD	1372	96	131	09.96-07.99	*
1.4 GT Turbo (176AD_) (176 A4.000)		Gasolina	FWD	1372	98	133	10.93-03.97	*
1.6 (176 A9.000)		Gasolina	FWD	1581	65	88	01.94-04.97	*
1.7 D (176 B3.000)		Diesel	FWD	1698	42	57	04.94-09.97	*
1.7 TD (176AT) (176 B7.000)		Diesel	FWD	1698	46	63	09.96-09.99	*
1.7 TD (176 A3.000)		Diesel	FWD	1698	51	69	01.94-09.99	*
1.7 TD (176 A5.000)		Diesel	FWD	1698	52	71	01.94-09.99	*
PUNTO (176_) 04.94-06.00					Cabrío (Supermini car-B Segment)			
90 1.6 (176 A9.000)		Gasolina	FWD	1581	65	88	04.94-04.97	*
PUNTO (176_) 04.96-02.00					Furgón/hatchback (LCVs-N1 Segment)			
1.7 D (176 B3.000)		Diesel	FWD	1698	42	57	04.96-02.00	*
1.7 TD (176 A5.000)		Diesel	FWD	1698	52	71	04.96-02.00	*

LISTA DE APLICACIONES - BUYERS GUIDE

REGATA (138_) 09.83-08.95					Sedán (Compact car-C Segment)			
1.1 60 L		Gasolina	FWD	1090	40	55	09.83-	*
1.1 60 L		Gasolina	FWD	1090	40	55	09.83-	*
70 1.3 (149 A3.000)		Gasolina	FWD	1301	48	65	09.83-07.89	*
70 1.3 (149 A7.000)		Gasolina	FWD	1301	48	65	09.83-07.89	*
70 1.3 (138 B2.000)		Gasolina	FWD	1301	50	68	09.83-07.86	*
75 1.5 (138 B3.048)		Gasolina	FWD	1498	55	75	12.83-07.89	*
75 1.5 (138 C2.048)		Gasolina	FWD	1498	55	75	12.83-07.89	*
75 1.5 (138 C3.048)		Gasolina	FWD	1498	55	75	12.83-07.89	*
75 1.5 (149 C1.000)		Gasolina	FWD	1498	55	75	12.83-07.89	*
75 i.e. 1.5		Gasolina	FWD	1498	55	75	07.85-07.89	*
85 1.5 (149 A5.000)		Gasolina	FWD	1498	58	79	05.85-12.87	*
85 Super 1.5 (138 B3.000)		Gasolina	FWD	1498	60	82	09.83-04.85	*
85 1.5 (138 B3.000)		Gasolina	FWD	1498	63	86	02.84-08.86	*
85 1.6 (149 A.000)		Gasolina	FWD	1585	60	82	10.83-06.90	*
100 Super 1.6 (149 C3.000)		Gasolina	FWD	1585	70	95	10.83-07.89	*
100 Super 1.6 (149 A2.000)		Gasolina	FWD	1585	74	101	10.83-12.90	*
100 Super 1.6 (149 A4.000)		Gasolina	FWD	1585	74	101	10.83-12.90	*
90 i.e. 1.6 (149 C2.000)		Gasolina	FWD	1595	66	90	01.87-07.89	*
60 Diesel 1.7 (149 B3.000)		Diesel	FWD	1698	44	60	05.85-03.89	*
60 Diesel 1.7 (138 B6.000)		Diesel	FWD	1714	43	58	09.83-12.86	*
65 Diesel 1.9 (149 A1.000)		Diesel	FWD	1929	48	65	04.84-07.89	*
80 Turbo Diesel 1.9 (831 D1.000)		Diesel	FWD	1929	59	80	05.86-07.89	*
REGATA Weekend (138_) 06.83-08.95					[CAMBIADO]:Break (Compact car-C Segment)			
70 1.3 (138 B2.000)		Gasolina	FWD	1301	50	68	01.84-07.89	*
75 1.5 (138 B3.048)		Gasolina	FWD	1498	55	75	09.84-07.89	*
75 1.5 (138 C2.048)		Gasolina	FWD	1498	55	75	09.84-07.89	*
75 1.5 (138 C3.048)		Gasolina	FWD	1498	55	75	09.84-07.89	*
75 1.5 (149 C1.000)		Gasolina	FWD	1498	55	75	09.84-07.89	*
75 1.5 i.e. Cat		Gasolina	FWD	1498	55	75	12.86-07.89	*
85 1.5 (138 B3.000)		Gasolina	FWD	1498	60	82	01.84-04.89	*
85 1.5 (138 B3.000)		Gasolina	FWD	1498	63	86	06.83-08.86	*
100 1.6 (RF) (149 A4.000)		Gasolina	FWD	1585	74	101	09.84-12.90	*
100 1.6 (RF) (149 C3.000)		Gasolina	FWD	1585	74	101	09.84-12.90	*
100 i.e. 1.6		Gasolina	FWD	1585	74	101	01.87-12.90	*
90 i.e. 1.6 (149 C2.000)		Gasolina	FWD	1595	66	90	01.87-07.89	*
60 Diesel 1.7 (149 B3.000)		Diesel	FWD	1698	44	60	01.84-12.89	*
65 Diesel 1.9 (149 A1.000)		Diesel	FWD	1929	48	65	04.84-07.89	*
80 Turbo Diesel 1.9 (831 D1.000)		Diesel	FWD	1929	59	80	05.86-07.89	*
RITMO II / STRADA II (138A) 10.82-12.88					[CAMBIADO]:Fastback (Compact car-C Segment)			
75 1.5		Gasolina	FWD	1498	55	75	09.85-12.88	*
75 1.5		Gasolina	FWD	1498	55	75	09.85-12.88	*
105 1.6		Gasolina	FWD	1585	77	105	01.83-12.87	*
1.6		Gasolina	FWD	1585	92	125	05.85-08.88	*
60 Diesel 1.7		Diesel	RWD	1714	43	58	10.82-10.85	*
RITMO / STRADA (138_) 01.78-12.88					[CAMBIADO]:Fastback (Compact car-C Segment)			
1.1 (138 B.000)		Gasolina	FWD	1116	40	55	10.82-12.87	*
1.1 (138 B1.000)		Gasolina	FWD	1116	40	55	10.82-12.87	*
1.1 (138 C1.000)		Gasolina	FWD	1116	40	55	10.82-12.87	*

LISTA DE APLICACIONES - BUYERS GUIDE

1.1 (146 A4.048)		Gasolina	FWD	1116	43	58	04.85-12.87	*
1.3		Gasolina	FWD	1301	48	65	11.83-08.85	*
1.3 (138 B2.000)		Gasolina	FWD	1301	50	68	01.83-04.85	*
1.5		Gasolina	FWD	1498	55	75	10.85-05.87	*
1.5 (149 A5.000)		Gasolina	FWD	1498	58	79	08.85-05.87	*
1.5 (138 B3.000)		Gasolina	FWD	1498	60	82	01.83-12.87	*
1.6 (138 AR.000)		Gasolina	FWD	1585	66	90	12.85-12.87	*
1.6 (149 A4.000)		Gasolina	FWD	1585	74	100	01.83-12.87	*
1.6		Gasolina	FWD	1595	66	90	09.85-12.87	*
125 TC Abarth 2.0		Gasolina	FWD	1995	92	125	11.81-09.82	*
1.7 Diesel (138 C.000)		Diesel	FWD	1698	44	60	05.85-12.87	*
1.7 Diesel (149 B3.000)		Diesel	FWD	1698	44	60	05.85-12.87	*
1.9 TD (831 D1.000)		Diesel	FWD	1929	59	80	12.85-12.87	*
RITMO Bertone / STRADA (138_) 10.79-07.89					Cabrio (Compact car-C Segment)			
1.1 CL, ES, L, S		Gasolina	FWD	1090	40	54	10.79-	*
1.3 CL, L, S		Gasolina	FWD	1295	55	75	10.79-	*
1.3 (138 A1.000)		Gasolina	FWD	1301	48	65	10.79-09.83	*
50 1.3 (138 B2.000)		Gasolina	FWD	1302	50	68	10.85-12.87	*
1.5 S		Gasolina	FWD	1495	55	75	10.79-	*
1.5 S		Gasolina	FWD	1495	62	85	10.79-	*
85 1.5 (138 B3.000)		Gasolina	FWD	1498	60	82	03.83-12.86	*
85 1.5 (138 A4.000)		Gasolina	FWD	1498	63	86	01.80-07.89	*
100 1.6 (138 AR.048)		Gasolina	FWD	1585	74	100	10.85-12.87	*
100 1.6 (138 AR.000)		Gasolina	FWD	1585	77	105	10.85-12.87	*
1.6 i TC, TC Sport		Gasolina	FWD	1595	77	105	10.79-	*
1.6 i TC, TC Sport		Gasolina	FWD	1595	77	105	10.79-	*
TEMPRA (159_) 03.90-12.98					Sedán (Large family car-D Segment)			
1.4 i.e. (159.AC, 159.AX) (159 A2.000)		Gasolina	FWD	1372	51	69	04.90-08.96	*
1.4 i.e. (159.AC, 159.AX) (160 A1.046)		Gasolina	FWD	1372	51	69	04.90-08.96	*
1.4 i.e. (159.AC, 159.AX) (836 A4.000)		Gasolina	FWD	1372	51	69	04.90-08.96	*
1.4 i.e. (159.AA) (159 A2.000)		Gasolina	FWD	1372	57	78	03.91-08.96	*
1.6 (159AS, 159AT) (159 A3.048)		Gasolina	FWD	1581	51	69	04.90-07.96	*
1.6 i.e. (159.AS, 159.AT) (159 A3.048)		Gasolina	FWD	1581	55	75	06.92-08.96	*
1.6 i.e. (159.AS, 159.AT) (835 C1.000)		Gasolina	FWD	1581	55	75	06.92-08.96	*
1.6 i.e. (159.AE) (159 A3.046)		Gasolina	FWD	1581	57	78	06.90-07.92	*
1.6 (159.AD) (159 A3.000)		Gasolina	FWD	1581	63	86	03.90-04.94	*
1.6 (159.AD) (159 B9.000)		Gasolina	FWD	1581	63	86	03.90-04.94	*
1.6 i.e. (159.AJ) (159 B9.000)		Gasolina	FWD	1581	63	87	06.94-08.96	*
1.6 i.e. (159.AJ) (159 B9.000)		Gasolina	FWD	1581	66	90	06.94-08.96	*
1.8 i.e. (159.AZ) (835 C4.000)		Gasolina	FWD	1756	66	90	09.93-08.96	*
1.8		Gasolina	FWD	1756	71	97	07.94-12.98	*
1.8 i.e. (159.BY) (836 A5.000)		Gasolina	FWD	1756	74	101	10.94-08.96	*
1.8 i.e. (159.AV) (835 C2.000)		Gasolina	FWD	1756	76	103	09.93-08.96	*
1.8 i.e. (159.AN) (159 A4.046)		Gasolina	FWD	1756	77	105	03.92-08.96	*
1.8 i.e. (159.AN) (159 A4.000)		Gasolina	FWD	1756	81	110	03.90-08.96	*
2.0		Gasolina	FWD	1995	71	99	11.92-04.94	*
2.0		Gasolina	FWD	1995	76	103	05.94-12.98	*
2.0 i.e. (159.AP) (159 A6.046)		Gasolina	FWD	1995	83	113	10.90-09.96	*
2.0 16V		Gasolina	FWD	1995	97	132	01.94-06.98	*
2.0 Turbo		Gasolina	FWD	1995	121	165	11.94-05.98	*
2.0		Gasolina	FWD	1998	93	126	10.95-12.98	*

LISTA DE APLICACIONES - BUYERS GUIDE

1.9 D (159.AG) (149 A1.000)		Diesel	FWD	1929	48	65	07.91-08.96	*
1.9 D (159.AG) (160 A7.000)		Diesel	FWD	1929	48	65	07.91-08.96	*
1.9 TD (159.AQ) (160 B6.046)		Diesel	FWD	1929	59	80	07.92-08.96	*
1.9 TD (159.CU, 159.AU, 159.AI, 159.BI) (160 A6.000)		Diesel	FWD	1929	66	90	05.90-08.96	*
1.9 TD (159.CU, 159.AU, 159.AI, 159.BI) (160 D1.000)		Diesel	FWD	1929	66	90	05.90-08.96	*
TEMPRA / MARENGO (159_) 04.90-07.96					[CAMBIADO]:Furgón/Break (Large family car-D Segment)			
1.4 (159AA)		Gasolina	FWD	1372	54	73	04.91-06.93	*
1.6 (159AE)		Gasolina	FWD	1581	57	77	04.91-06.93	*
1.9 D (159AG)		Diesel	FWD	1929	48	65	06.93-07.96	*
1.9 TD (159AI, 159BI)		Diesel	FWD	1929	66	90	04.90-07.96	*
TEMPRA S.W (159_) 03.90-10.97					[CAMBIADO]:Break (Large family car-D Segment)			
1.4 i.e. (159.AC, 159.AX) (159 A2.000)		Gasolina	FWD	1372	51	69	10.92-08.96	*
1.4 i.e. (159.AC, 159.AX) (160 A1.046)		Gasolina	FWD	1372	51	69	10.92-08.96	*
1.4 i.e. (159.AC, 159.AX) (836 A4.000)		Gasolina	FWD	1372	51	69	10.92-08.96	*
1.4 i.e. (159.AC) (159 A2.000)		Gasolina	FWD	1372	57	78	03.91-08.96	*
1.6 i.e. (159.AS, 159.AT) (159 A3.048)		Gasolina	FWD	1581	55	75	10.92-08.96	*
1.6 i.e. (159.AS, 159.AT) (835 C1.000)		Gasolina	FWD	1581	55	75	10.92-08.96	*
1.6 i.e. (159.AE) (159 A3.046)		Gasolina	FWD	1581	57	78	10.90-08.96	*
1.6 i.e. (159.AE) (835 C1.000)		Gasolina	FWD	1581	57	78	10.90-08.96	*
1.6 (159 A3.000)		Gasolina	FWD	1581	63	86	12.90-04.93	*
1.6 i.e. (159.AJ) (159 B9.000)		Gasolina	FWD	1581	66	90	06.94-08.96	*
1.8 i.e. (159.AZ) (835 C4.000)		Gasolina	FWD	1756	66	90	09.93-08.96	*
1.8 i.e. (159.BY) (836 A5.000)		Gasolina	FWD	1756	74	101	10.94-08.96	*
1.8 i.e. (159.AV) (835 C2.000)		Gasolina	FWD	1756	76	103	09.93-08.96	*
1.8 i.e. (159.AN) (159 A4.046)		Gasolina	FWD	1756	77	105	03.92-12.93	*
1.8		Gasolina	FWD	1756	80	109	07.92-06.93	*
1.8 i.e. (159.AM) (159 A4.000)		Gasolina	FWD	1756	81	110	03.90-08.96	*
2.0 i.e. (159.AP) (159 A6.046)		Gasolina	FWD	1995	83	113	01.91-03.95	*
2.0 i.e. 4x4 (159.AP) (159 A6.046)		Gasolina	4WD	1995	83	113	03.92-03.95	*
1.9 D (159.AG) (149 A1.000)		Diesel	FWD	1929	48	65	07.91-08.96	*
1.9 D (159.AG) (160 A7.000)		Diesel	FWD	1929	48	65	07.91-08.96	*
1.9 TD (159.AQ) (160 B6.046)		Diesel	FWD	1929	59	80	03.92-06.93	*
1.9 TD (159.AI, 159.BI, 159.CU, 159.AU) (160 A6.000)		Diesel	FWD	1929	66	90	07.91-02.95	*
1.9 TD (159.AI, 159.BI, 159.CU, 159.AU) (160 D1.000)		Diesel	FWD	1929	66	90	07.91-02.95	*
TIPO (160_) 07.87-10.97					[CAMBIADO]:Fastback (Compact car-C Segment)			
1.4 i.e. (160.AP, 160.AD, 160.EA) (160 A1.046)		Gasolina	FWD	1372	51	70	05.89-04.95	*
1.4 i.e. (160.AP, 160.AD, 160.EA) (160 A1.048)		Gasolina	FWD	1372	51	70	05.89-04.95	*
1.4 i.e. (160.AP, 160.AD, 160.EA) (836 A4.000)		Gasolina	FWD	1372	51	70	05.89-04.95	*
1.4 (160.AC) (160 A1.000)		Gasolina	FWD	1372	52	71	07.87-12.89	*
1.4 (160.AC) (160 A1.048)		Gasolina	FWD	1372	52	71	07.87-12.89	*
1.4 i.e. (159 A2.000)		Gasolina	FWD	1372	57	78	05.89-04.95	*
1.6 i.e. (160.A1, 160.EC, 160.EB) (159 A3.048)		Gasolina	FWD	1581	55	75	10.92-04.95	*
1.6 i.e. (160.A1, 160.EC, 160.EB) (835 C1.000)		Gasolina	FWD	1581	55	75	10.92-04.95	*
1.6 i.e. (160.AF) (159 A3.046)		Gasolina	FWD	1581	57	78	07.90-01.93	*
1.6 (160.AE) (160 A2.000)		Gasolina	FWD	1581	61	83	01.88-10.91	*
1.6 SX DGT (159 A3.000)		Gasolina	FWD	1581	66	90	05.89-10.95	*
1.6 i.e. (149 C2.046)		Gasolina	FWD	1595	66	90	02.88-05.91	*
1.8 i.e. (835 C4.000)		Gasolina	FWD	1756	66	90	09.93-04.95	*

LISTA DE APLICACIONES - BUYERS GUIDE

1.8 i.e (836 A5.000)		Gasolina	FWD	1756	71	97	03.93-04.95	*
1.8 i.e. (160.EQ, 160.AM) (159 A4.000)		Gasolina	FWD	1756	74	101	10.94-10.95	*
1.8 i.e. (160.EQ, 160.AM) (836 A5.000)		Gasolina	FWD	1756	74	101	10.94-10.95	*
1.8 i.e. (160.ED) (835 C2.000)		Gasolina	FWD	1756	76	103	04.93-04.95	*
1.8 i.e. (160.AY) (159 A4.046)		Gasolina	FWD	1756	77	105	10.90-06.93	*
1.8 i.e. (159 A4.000)		Gasolina	FWD	1756	81	110	10.90-06.93	*
1.8 i.e.16V Sport (160 A5.000)		Gasolina	FWD	1756	100	136	11.89-06.92	*
2.0 i.e. (160.AJ, 1607571) (159 A5.046)		Gasolina	FWD	1995	80	109	06.90-03.92	*
2.0 (159 A5.046)		Gasolina	FWD	1995	85	116	10.90-10.92	*
2.0 (159 A6.046)		Gasolina	FWD	1995	85	116	10.90-10.92	*
1.7 D (160.AG) (149 B4.000)		Diesel	FWD	1697	45	61	01.88-10.95	*
1.9 D (149 A1.000)		Diesel	FWD	1929	48	65	07.91-08.95	*
1.9 D (160 A7.000)		Diesel	FWD	1929	48	65	07.91-08.95	*
1.9 TD (160.AW) (160 B6.046)		Diesel	FWD	1929	59	80	03.92-06.93	*
1.9 TD (160.EL, 160.GL, 160.AQ, 160.EI, 160.AR) (160 A6.000)		Diesel	FWD	1929	66	90	09.90-04.95	*
1.9 TD (160.EL, 160.GL, 160.AQ, 160.EI, 160.AR) (160 A6.046)		Diesel	FWD	1929	66	90	09.90-04.95	*
1.9 TD (160.EL, 160.GL, 160.AQ, 160.EI, 160.AR) (160 D1.000)		Diesel	FWD	1929	66	90	09.90-04.95	*
UNO I-IV (146_, 158_) 01.83-12.13					[CAMBIADO]:Fastback (Supermini car-B Segment)			
0.9		Gasolina	FWD	903	30	41	02.84-08.89	*
45 0.9 (146 A.000)		Gasolina	FWD	903	33	45	03.83-09.92	*
45 0.9 (146 A1.000)		Gasolina	FWD	903	33	45	03.83-09.92	*
45 0.9 (146 A.000)		Gasolina	FWD	903	34	46	02.84-12.88	*
1.0 (146E) (156 A2.000)		Gasolina	FWD	999	31	42	06.89-02.92	*
45 1.0 (146A.ED) (156 A2.048)		Gasolina	FWD	999	32	44	06.86-12.93	*
45 1.0 (146A.ED) (156 A2.100)		Gasolina	FWD	999	32	44	06.86-12.93	*
45 i.e. 1.0 (146E, 146A) (156 A2.000)		Gasolina	FWD	999	33	45	10.84-10.95	*
45 i.e. 1.0 (146E, 146A) (156 A2.246)		Gasolina	FWD	999	33	45	10.84-10.95	*
45 1.0		Gasolina	FWD	999	37	50	06.86-12.93	*
50 1.1 (156 C.046)		Gasolina	FWD	1108	37	50	01.90-12.93	*
60 1.1 (160 A3.000)		Gasolina	FWD	1108	42	57	04.89-12.92	*
50 1.1 (146 A4.044)		Gasolina	FWD	1116	37	50	01.86-12.89	*
55 1.1 (138 B.000)		Gasolina	FWD	1116	40	54	01.83-08.89	*
60 1.1 (146A.EG) (146 A4.048)		Gasolina	FWD	1116	43	58	05.85-08.89	*
1.3 Turbo i.e. (146 A2.146)		Gasolina	FWD	1301	73	99	01.87-12.87	*
1.3 Turbo i.e. (146 A2.246)		Gasolina	FWD	1301	74	101	09.89-03.91	*
1.3 Turbo i.e. (146 A2.000)		Gasolina	FWD	1301	77	105	04.85-08.89	*
70 1.3 (149 A7.000)		Gasolina	FWD	1302	48	65	05.85-08.89	*
70 1.3 (138 B2.000)		Gasolina	FWD	1302	50	68	01.83-04.85	*
1.4		Gasolina	FWD	1372	51	69	07.91-07.96	*
70 i.e. 1.4 (160 A1.046)		Gasolina	FWD	1372	51	70	09.89-07.96	*
70 S 1.4 (160 A1.046)		Gasolina	FWD	1372	52	71	10.88-06.06	*
70 S 1.4 (160 A1.048)		Gasolina	FWD	1372	52	71	10.88-06.06	*
70 i.e. 1.4 (146 C1.000)		Gasolina	FWD	1372	53	72	09.89-12.93	*
1.4		Gasolina	FWD	1372	74	101	01.89-12.91	*
1.4 Turbo i.e. (146 A8.046)		Gasolina	FWD	1372	82	112	09.89-09.93	*
1.4 Turbo i.e. (146 A8.000)		Gasolina	FWD	1372	87	118	12.89-12.96	*
75 i.e. 1.5 (138 C2.048)		Gasolina	FWD	1498	55	75	10.85-12.93	*
75 i.e. 1.5 (149 C1.000)		Gasolina	FWD	1498	55	75	10.85-12.93	*
1.9 SX Turbo, Turbo GT		Gasolina	FWD	1895	87	118	01.83-	*

LISTA DE APLICACIONES - BUYERS GUIDE

1.9 SX Turbo, Turbo GT		Gasolina	FWD	1895	87	118	01.83-	*
1.3 Super Diesel (127 A5.000)		Diesel	FWD	1302	33	45	06.83-03.92	*
1.3 Super Diesel (146 B1.000)		Diesel	FWD	1302	33	45	06.83-03.92	*
70 TD 1.4 (146 B.000)		Diesel	FWD	1367	52	71	10.86-10.90	*
70 TD 1.4 (146 B3.000)		Diesel	FWD	1367	52	71	10.86-10.90	*
60 Diesel 1.7 (149 B3.000)		Diesel	FWD	1698	44	60	07.86-08.89	*
1.9 D (149 B5.046)		Diesel	FWD	1929	44	60	09.89-03.94	*
1.9 D		Diesel	FWD	1929	58	79	01.89-12.91	*
FSO								
PANDA 01.80-					[CAMBIADO]:Fastback (City car-A Segment)			
0.7		Gasolina	FWD	700	31	42	01.80-	*
0.8		Gasolina	FWD	800	33	45	01.80-	*
LANCIA								
DEDRA (835_) 01.89-07.99					Sedán (Large family car-D Segment)			
1.6 i.e. (835AN) (835 C1.000)		Gasolina	FWD	1581	55	75	04.93-07.99	*
1.6 i.e. (835AB) (835 A1.046)		Gasolina	FWD	1581	57	78	08.89-03.93	*
1.6 i.e. (835AA) (835 A1.000)		Gasolina	FWD	1581	66	90	08.89-06.94	*
1.6 LE Cat (835EB) (159 B9.000)		Gasolina	FWD	1581	66	90	07.94-07.99	*
1.8 i.e. (835AT) (835 C5.000)		Gasolina	FWD	1756	66	90	08.93-07.99	*
1.8 i.e. (835FA) (836 A5.000)		Gasolina	FWD	1756	74	101	07.94-07.99	*
1.8 i.e. (835BD, 835AD) (835 A2.046)		Gasolina	FWD	1756	77	105	09.89-07.99	*
1.8 i.e. (835AC, 835BC) (835 A2.000)		Gasolina	FWD	1756	80	109	09.89-06.94	*
2.0 i.e. (835AL) (835 A5.046)		Gasolina	FWD	1995	83	113	09.89-07.99	*
2.0 i.e. (835AI) (835 A5.000)		Gasolina	FWD	1995	86	117	09.89-07.92	*
1.9 TDS (835EE, 835EF) (160 D1.000)		Diesel	FWD	1929	66	90	04.89-07.99	*
1.9 TDS (835EE, 835EF) (835 A4.000)		Diesel	FWD	1929	66	90	04.89-07.99	*
1.9 TDS (835EE, 835EF) (835 A4.046)		Diesel	FWD	1929	66	90	04.89-07.99	*
DEDRA SW (835_) 07.94-07.99					[CAMBIADO]:Break (Large family car-D Segment)			
1.6 (835EB) (159 B9.000)		Gasolina	FWD	1581	66	90	10.94-07.99	*
1.8 i.e. (835FA) (836 A5.000)		Gasolina	FWD	1756	74	101	07.94-07.99	*
1.9 TDS (835EE, 835EF) (160 D1.000)		Diesel	FWD	1929	66	90	07.94-07.99	*
1.9 TDS (835EE, 835EF) (835 A4.000)		Diesel	FWD	1929	66	90	07.94-07.99	*
DELTA (831_) 09.79-01.94					[CAMBIADO]:Fastback (Compact car-C Segment)			
1.6 GT (831AB.06) (831 A4.000)		Gasolina	FWD	1585	77	105	11.82-04.86	*
1.9 Turbo DS (831AB.021) (831 D1.000)		Diesel	FWD	1929	59	80	10.86-12.89	*
DELTA II (836_) 06.93-09.99					[CAMBIADO]:Fastback (Compact car-C Segment)			
1.4 i.e. (836AF, 836AH) (160 A1.046)		Gasolina	FWD	1372	51	69	10.94-08.99	*
1.4 i.e. (836AF, 836AH) (836 A4.000)		Gasolina	FWD	1372	51	69	10.94-08.99	*
1.6 i.e. (836AD) (835 C1.000)		Gasolina	FWD	1581	55	75	06.93-08.99	*
1.8		Gasolina	FWD	1747	66	90	02.96-09.99	*
1.8 i.e. (836AG, 836AL) (835 C4.000)		Gasolina	FWD	1756	66	90	07.94-08.99	*
1.8 i.e. (836AG, 836AL) (836 A6.000)		Gasolina	FWD	1756	66	90	07.94-08.99	*
1.8 i.e. (836AG, 836AL) (836 C4.000)		Gasolina	FWD	1756	66	90	07.94-08.99	*
1.8 i.e. (836AE) (835 C2.000)		Gasolina	FWD	1756	76	103	06.93-08.99	*
1.9 TD (836AM, 836AN) (160 D1.000)		Diesel	FWD	1929	66	90	10.94-08.99	*
1.9 TD (836AM, 836AN) (835 A4.000)		Diesel	FWD	1929	66	90	10.94-08.99	*
THEMA (834_) 11.84-07.94					Sedán (Executive car-E Segment)			
2000 i.e. (834AB) (834 B.048)		Gasolina	FWD	1995	83	113	03.86-09.88	*

LISTA DE APLICACIONES - BUYERS GUIDE

2000 i.e. (834BV) (834 B.146)		Gasolina	FWD	1995	85	115	09.87-05.92	*
2000 i.e (834AB) (834 B1.000)		Gasolina	FWD	1995	86	117	09.88-05.92	*
2000 i.e. (834B) (834 B.000)		Gasolina	FWD	1995	88	120	11.84-09.88	*
2000 i.e. 16V (834AI) (834 B2.246)		Gasolina	FWD	1995	104	141	02.89-05.92	*
2000 i.e. 16V (834AA) (834 B2.000)		Gasolina	FWD	1995	108	147	05.88-08.92	*
THEMA SW (834_) 03.87-07.94					[CAMBIADO]:Break (Executive car-E Segment)			
2000 i.e. 16V (834AI) (834 B2.246)		Gasolina	FWD	1995	104	141	02.89-05.92	*
2000 i.e. 16V (834AA) (834 B2.000)		Gasolina	FWD	1995	108	147	05.89-08.92	*
Y (840_) 11.95-09.03					[CAMBIADO]:Fastback (Supermini car-B Segment)			
1.1 (840AE) (176 B2.000)		Gasolina	FWD	1108	40	54	11.95-09.03	*
1.2 (840AA, 840AF1A) (188 A4.000)		Gasolina	FWD	1242	44	60	03.96-09.03	*
1.2 (840AA, 840AF1A) (840 A3.000)		Gasolina	FWD	1242	44	60	03.96-09.03	*
1.2 16V (840AD) (176 B9.000)		Gasolina	FWD	1242	63	86	04.97-09.03	*
1.4 12V (840AC) (840 A4.000)		Gasolina	FWD	1370	55	75	03.96-09.03	*
1.4 12V (840AB) (840 A2.000)		Gasolina	FWD	1370	59	80	10.96-09.03	*
Y10 (156_) 03.85-12.95					[CAMBIADO]:Fastback (City car-A Segment)			
1.1 i.e. Fire (156AG) (156 C.046)		Gasolina	FWD	1108	37	50	07.89-09.95	*
1.1 i.e. Fire A las 4 ruedas (156AG) (156 C.046)		Gasolina	4WD	1108	37	50	09.92-12.95	*
1.1 Fire (156AG) (176 B2.000)		Gasolina	FWD	1108	40	54	01.95-12.95	*
1.1 Fire A las 4 ruedas (156AG) (176 B2.000)		Gasolina	4WD	1108	40	54	01.95-12.95	*
1.1 i.e Fire (156AC) (156 C.000)		Gasolina	FWD	1108	42	57	08.89-06.92	*
1.1 i.e Fire A las 4 ruedas (156AC) (156 C.000)		Gasolina	4WD	1108	42	57	08.89-06.92	*
1.3 i.e. (156AF) (146 A 5.046)		Gasolina	FWD	1297	53	72	02.89-12.95	*
1.3 i.e. (156AF) (156 B.000)		Gasolina	FWD	1297	53	72	02.89-12.95	*
1.3 i.e. (156AB) (156 B.000)		Gasolina	FWD	1301	56	76	11.87-05.93	*
LEXUS								
NX (_Z1_) 07.14-					SUV (Luxury Crossover SUV-J Segment)			
200t AWD (AGZ15_) (8AR-FTS)		Gasolina	4WD	1998	173	235	07.14-09.17	*
PEUGEOT								
J7 08.68-03.80					[CAMBIADO]:Furgón (LCVs-N1 Segment)			
1.5 (XB5P)		Gasolina	FWD	1468	61	83	08.68-07.70	*
1.6 (XC7P)		Gasolina	FWD	1618	44	60	08.68-03.80	*
1.6 (XC5P)		Gasolina	FWD	1618	50	68	08.68-03.80	*
1.8 (XM7P)		Gasolina	FWD	1796	48	65	07.70-03.80	*
1.9 D (XDP88)		Diesel	FWD	1948	40	55	08.68-07.78	*
2.1 D (XDP90)		Diesel	FWD	2112	42	57	08.68-07.77	*
2.3 D (XD2P94)		Diesel	FWD	2304	49	67	07.77-03.80	*
J7 08.68-03.80					Bus (Minibus-M2-Segment)			
1.6 (XC7P)		Gasolina	FWD	1618	44	60	07.70-03.80	*
1.6 (XC5P)		Gasolina	FWD	1618	50	68	08.68-07.70	*
1.8 (XM7P)		Gasolina	FWD	1796	48	65	07.70-03.80	*
1.9 D (XDP88)		Diesel	FWD	1948	40	55	08.68-07.78	*
2.1 D (XDP90)		Diesel	FWD	2112	42	57	08.68-07.77	*
2.3 D (XD2P94)		Diesel	FWD	2304	49	67	07.77-03.80	*
J7 08.68-03.80					Caja/Chasis (LCVs-N1 Segment)			
1.6 (XC7P)		Gasolina	FWD	1618	44	60	07.70-03.80	*
1.6 (XC5P)		Gasolina	FWD	1618	50	68	08.68-07.70	*
1.8 (XM7P)		Gasolina	FWD	1796	48	65	07.70-03.80	*

LISTA DE APLICACIONES - BUYERS GUIDE

1.9 D (XDP88)		Diesel	FWD	1948	40	55	08.68-07.78	*
2.1 D (XDP90)		Diesel	FWD	2112	42	57	08.68-07.77	*
2.3 D (XD2P94)		Diesel	FWD	2304	49	67	07.77-03.80	*
J9 03.80-06.87					[CAMBIADO]:Furgón (LCVs-N1 Segment)			
1.6 (XC7P)		Gasolina	FWD	1618	44	60	03.80-06.87	*
2.0 (XN1P)		Gasolina	FWD	1971	57	78	03.80-06.87	*
2.1 D (XDPX90)		Diesel	FWD	2112	41	56	03.80-06.87	*
2.3 D (XD2PX94)		Diesel	FWD	2304	49	67	03.80-07.82	*
2.5 D (XD3P)		Diesel	FWD	2497	53	72	07.82-06.87	*
J9 03.80-06.87					Bus (Minibus-M2-Segment)			
2.0 (XN1P)		Gasolina	FWD	1971	57	78	03.80-06.87	*
2.3 D (XD2PX94)		Diesel	FWD	2304	49	67	03.80-07.82	*
2.5 D (XD3P)		Diesel	FWD	2497	53	72	08.82-06.87	*
J9 03.80-06.87					Caja/Chasis (LCVs-N1 Segment)			
2.0 (XN1P)		Gasolina	FWD	1971	57	78	03.80-06.87	*
2.3 D (XD2PX94)		Diesel	FWD	2304	49	67	03.80-07.82	*
2.5 D (XD3P)		Diesel	FWD	2497	53	72	07.82-06.87	*
PININFARINA								
SPIDEREUROPA (P124DS) 03.82-11.85					Cabrio (Large family car-D Segment)			
2000 (132 C3.031)		Gasolina	RWD	1995	76	103	11.84-11.85	*
2000 (132 C3.031)		Gasolina	RWD	1995	77	105	03.82-09.85	*
2000 Volumex (232R14)		Gasolina	RWD	1995	99	135	06.83-11.85	*
RENAULT								
R 18 (134_) 04.78-11.94					Sedán (Large family car-D Segment)			
1.6 Turbo (1345) (807 727)		Gasolina	FWD	1565	80	109	10.80-09.82	*
SEAT								
131 (131A) 05.75-12.86					Sedán (Compact car-C Segment)			
1.5 (138 A00)		Gasolina	RWD	1438	55	75	03.82-01.85	*
1.6 (132 BB OA O)		Gasolina	RWD	1592	71	97	03.82-01.85	*
2.0 (131 C4.000)		Gasolina	RWD	1994	85	116	06.78-12.85	*
2.4 Diesel (8144.61)		Diesel	RWD	2445	53	72	06.78-12.86	*
IBIZA (21A) 06.84-12.93					[CAMBIADO]:Fastback (Supermini car-B Segment)			
0.9 (09 NCA)		Gasolina	FWD	903	29	40	08.90-05.93	*
0.9 (146 A 000)		Gasolina	FWD	903	29	40	08.90-05.93	*
0.9 (146 A 000)		Gasolina	FWD	903	32	44	08.86-05.93	*
1.2 (021 A 1000)		Gasolina	FWD	1193	44	60	11.84-12.93	*
1.2 (021 A 1000)		Gasolina	FWD	1193	46	63	11.84-12.93	*
1.2 i (021 C.1000)		Gasolina	FWD	1193	52	71	01.89-05.93	*
1.5 (021 A 2000)		Gasolina	FWD	1461	63	85	11.84-05.93	*
1.5		Gasolina	FWD	1461	64	87	10.86-05.93	*
1.5 i (021 D.2000)		Gasolina	FWD	1461	65	89	10.86-05.93	*
1.5 i (021 B.2000)		Gasolina	FWD	1461	74	100	10.86-05.93	*
1.7 (021 A.3000)		Gasolina	FWD	1675	72	98	01.91-05.93	*
1.7		Gasolina	FWD	1675	76	103	01.91-05.93	*
1.7 D (022 A.5000)		Diesel	FWD	1714	40	54	06.84-05.93	*
1.7 D (022 A.5000)		Diesel	FWD	1714	42	57	08.90-05.93	*

LISTA DE APLICACIONES - BUYERS GUIDE

MALAGA (23A) 11.84-12.93					Sedán (Compact car-C Segment)			
1.2 (021 A 1000)		Gasolina	FWD	1193	44	60	05.85-12.93	*
1.2 (021 A 1000)		Gasolina	FWD	1193	47	64	11.84-12.93	*
1.2 i (021 C.1000)		Gasolina	FWD	1193	52	71	12.89-12.93	*
1.5 (021 A 2000)		Gasolina	FWD	1461	63	85	05.85-12.93	*
1.5 i Cat (021 A 2000)		Gasolina	FWD	1461	66	90	10.86-12.93	*
1.5 i Cat (021 C.2000)		Gasolina	FWD	1461	66	90	10.86-12.93	*
1.5 i Cat (021 D.2000)		Gasolina	FWD	1461	66	90	10.86-12.93	*
1.5 i (021 B.2000)		Gasolina	FWD	1461	74	100	01.87-12.93	*
1.7 D (022 A.5000)		Diesel	FWD	1714	40	54	05.85-12.93	*
1.7 D (022 A.5000)		Diesel	FWD	1714	42	57	05.90-12.93	*
MARBELLA (28A) 08.86-05.99					[CAMBIADO]:Fastback (City car-A Segment)			
0.8 (08 NCA)		Gasolina	FWD	843	25	34	08.86-12.93	*
0.9 (09 NCA)		Gasolina	FWD	903	29	40	01.87-12.93	*
0.9 (100 GL 7000)		Gasolina	FWD	903	29	40	01.87-12.93	*
0.9 Cat (09 NCB)		Gasolina	FWD	903	29	40	01.90-11.96	*
0.9 Cat (100 GL 7000)		Gasolina	FWD	903	29	40	01.90-11.96	*
MARBELLA (028A) 11.86-05.99					Furgón/hatchback (LCVs-N1 Segment)			
0.8 (08 NCA)		Gasolina	FWD	843	25	34	01.87-12.93	*
0.9 (09 NCA)		Gasolina	FWD	903	29	40	01.87-12.93	*
0.9 Cat (09 NCB)		Gasolina	FWD	903	29	40	01.87-12.93	*
1.3		Diesel	RWD	1295	33	45	11.86-	*
PANDA (141A) 10.80-12.86					[CAMBIADO]:Fastback (City car-A Segment)			
0.9 (100 GL 3000)		Gasolina	FWD	903	31	42	10.80-12.86	*
RONDA (22A) 06.82-11.88					[CAMBIADO]:Fastback (Compact car-C Segment)			
1.2 (021 A 1000)		Gasolina	FWD	1193	44	60	10.84-12.86	*
1.2 (124 B6.000)		Gasolina	FWD	1197	47	64	08.83-05.85	*
1.4 (124 B7.000)		Gasolina	FWD	1438	54	73	06.82-11.88	*
1.5 (021 A 2000)		Gasolina	FWD	1461	63	85	09.84-12.86	*
1.6 (022 A 000)		Gasolina	FWD	1592	68	92	08.83-09.85	*
1.6 (138 AR6.000)		Gasolina	FWD	1592	68	92	08.83-09.85	*
1.7 Diesel (022 A.5000)		Diesel	FWD	1714	40	54	06.82-12.86	*
1.7 Diesel (022 A.5000)		Diesel	FWD	1714	41	56	06.82-12.86	*
TERRA (24) 01.87-12.96					[CAMBIADO]:Break (City car-A Segment)			
0.9 (09 NCA)		Gasolina	FWD	903	29	40	02.87-12.96	*
1.3 D (MN)		Diesel	FWD	1272	33	45	03.90-12.94	*
1.4 D (1 W)		Diesel	FWD	1398	35	48	10.90-12.95	*
TERRA (024A) 01.87-02.96					[CAMBIADO]:Furgón/Break (City car-A Segment)			
0.9 (09 NCA)		Gasolina	FWD	903	29	40	01.87-12.95	*
1.3 D (MN)		Diesel	FWD	1272	33	45	03.90-02.92	*
1.4 D (1 W)		Diesel	FWD	1398	35	48	10.90-02.92	*