


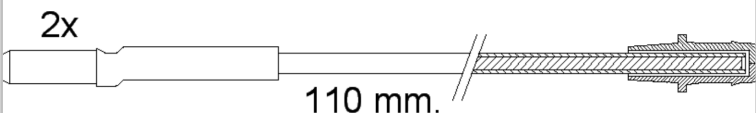
LISTA DE APLICACIONES - BUYERS GUIDE

610016RB




8 424073 185952

Weight: 30



610016RB



110 mm.

WVA
20631
20632
20633

Sin Filas



Trac.	CC	Kw	CV		
Front / Rear					

ALPINE								
A310 01.71-12.84					Coupé (Sports car-S Segment)			
2.7 V6	Gasolina	RWD	2664	110	150	01.76-12.84	*	
DANGEL								
504 01.79-					[CAMBIADO]:Break (Large family car-D Segment)			
2.0 GR	Gasolina	FWD	1995	71	97	01.79-	*	
2.3 GRD	Diesel	RWD	2295	51	69	01.79-	*	
504 01.79-					Sedán (Large family car-D Segment)			
2.0	Gasolina	FWD	1995	71	97	01.79-	*	
2.3	Gasolina	FWD	2295	51	69	01.79-	*	
2.5	Gasolina	FWD	2495	55	75	01.79-	*	
505 01.90-					Sedán (Large family car-D Segment)			
2.0	Gasolina	FWD	1995	71	96	01.90-	*	
2.5	Gasolina	FWD	2495	66	90	01.90-	*	
PEUGEOT								
505 (551D) 03.82-11.95					[CAMBIADO]:Break (Executive car-E Segment)			
1.8 (XM7)	Gasolina	RWD	1796	55	75	04.82-09.85	*	
1.8	Gasolina	FWD	1796	62	84	10.85-09.89	*	
2.0	Gasolina	RWD	1971	60	82	04.82-11.87	*	
2.0 (106 (XN1))	Gasolina	RWD	1971	69	94	08.83-12.85	*	
2.0 (106E (XN1A))	Gasolina	RWD	1971	72	98	09.85-11.87	*	
2.0	Gasolina	RWD	1995	81	110	10.85-09.89	*	
2.0	Gasolina	FWD	1995	83	113	10.85-08.91	*	

LISTA DE APLICACIONES - BUYERS GUIDE

2.2 (851X (ZDJL))		Gasolina	RWD	2165	84	114	01.86-12.93	*
2.2		Gasolina	FWD	2165	89	121	10.85-08.91	*
2.2 GTI (851B (ZDJL))		Gasolina	RWD	2165	90	122	09.85-12.86	*
2.2 Ti		Gasolina	RWD	2165	96	131	01.84-09.85	*
2.3 D (XD2)		Diesel	RWD	2304	51	69	06.82-09.84	*
2.3 Diesel (147 (XD2S))		Diesel	RWD	2304	59	80	04.82-06.86	*
2.5 Diesel (155 (XD3))		Diesel	RWD	2498	51	70	01.86-12.93	*
2.5 Diesel (155 (XD3))		Diesel	RWD	2498	55	75	08.83-12.93	*
2.5 Turbo Diesel (152A (XD3T))		Diesel	RWD	2498	66	90	10.85-11.87	*
2.5 D (XD3T)		Diesel	RWD	2498	70	95	10.85-08.91	*
2.5 Turbo Diesel (152B (XD3TE))		Diesel	RWD	2498	77	105	10.86-12.93	*
505 (551A) 05.79-10.96					Sedán (Executive car-E Segment)			
1.8 (105 (XM7))		Gasolina	RWD	1796	55	75	06.81-10.85	*
1.8 (105 (XM7))		Gasolina	RWD	1796	60	82	01.82-10.85	*
1.8 (105C (XM7A))		Gasolina	RWD	1796	62	84	09.85-10.86	*
2.0		Gasolina	RWD	1971	66	90	04.83-09.85	*
2.0 (106 (XN1))		Gasolina	RWD	1971	71	97	11.80-12.85	*
2.0 (106E (XN1A))		Gasolina	RWD	1971	72	98	09.85-09.95	*
2.0 (XN1)		Gasolina	RWD	1971	79	107	05.79-03.82	*
2.0 TI, STI (829 (ZEJ))		Gasolina	RWD	1995	81	110	08.79-10.86	*
2.0 GTI		Gasolina	RWD	1995	83	113	10.89-08.91	*
2.2 Turbo Injection (176X (N9TE))		Gasolina	RWD	2155	110	150	01.86-12.87	*
2.2 Turbo Injection (176B (N9TE))		Gasolina	RWD	2155	114	155	03.84-10.88	*
2.2 Turbo Injection (176W (N9TEA))		Gasolina	RWD	2155	128	174	06.87-12.88	*
2.2 Turbo		Gasolina	RWD	2155	132	179	07.85-09.88	*
2.2 (851X (ZDJL))		Gasolina	RWD	2165	84	114	03.86-12.93	*
2.2 (851 (ZDJ))		Gasolina	RWD	2165	85	116	05.81-10.84	*
2.2		Gasolina	RWD	2165	89	121	10.85-08.91	*
2.2 GTI (851B (ZDJL))		Gasolina	RWD	2165	90	122	08.83-12.93	*
2.2 GTI		Gasolina	RWD	2165	96	130	08.83-12.93	*
2.8 GTI V6 (154X (ZN3J))		Gasolina	RWD	2849	105	143	06.86-12.93	*
2.8		Gasolina	RWD	2849	124	169	06.86-08.90	*
2.3 D (XD2)		Diesel	RWD	2304	51	69	05.79-09.84	*
2.3 Turbo Diesel (147 (XD2S))		Diesel	RWD	2304	59	80	09.80-06.86	*
2.5 Diesel (155 (XD3))		Diesel	RWD	2498	51	69	10.81-11.90	*
2.5 Diesel (155 (XD3))		Diesel	RWD	2498	55	75	06.81-12.93	*
2.5 Turbo Diesel (152A (XD3T))		Diesel	RWD	2498	66	90	10.83-12.93	*
2.5 Turbo Diesel (XD3T)		Diesel	RWD	2498	70	95	10.83-12.90	*
2.5 Turbo Diesel (152B (XD3TE))		Diesel	RWD	2498	77	105	10.86-12.93	*
604 (561A_) 09.75-07.87					Sedán (Executive car-E Segment)			
2.0		Gasolina	RWD	1971	70	95	03.83-02.87	*
2.7 SL (112 (ZM))		Gasolina	RWD	2664	100	136	08.77-05.83	*
2.7 TI, STI (140 (ZMJ))		Gasolina	RWD	2664	106	144	08.77-05.83	*
2.8 GTI (154A (ZMJK))		Gasolina	RWD	2849	110	150	09.83-07.87	*
2.3 TD (147 (XD2S))		Diesel	RWD	2304	59	80	09.79-05.83	*
2.5 TD (152A (XD3T))		Diesel	RWD	2498	66	90	08.83-12.86	*
RENAULT								
R 5 / LE CAR (122_) 01.72-12.85					[CAMBIADO]:Fastback (Supermini car-B Segment)			
1.4 (840 730)		Gasolina	RWD	1397	118	160	09.80-03.85	*
1.4 Turbo (8220) (840 730)		Gasolina	RWD	1397	118	160	06.80-01.85	*

